

# SERVICE TOOLS

This is a list of tools to properly service Ski-Doo snowmobiles. The list includes both the mandatory tools and the optional tools. If you need to replace or add to your tool inventory these items can be ordered through the regular parts channel.

Following mention points out new tool and product:



---

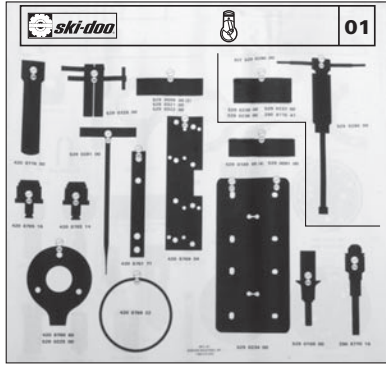
## Section 01 SERVICE TOOLS AND SERVICE PRODUCTS

### Subsection 01 (SERVICE TOOLS)

---

## WORKSHOP — MANDATORY SERVICE TOOLS

Tool board kit  
(P/N 529 034 000)



A00A3X4

#### APPLICATION

All models.

# Section 01 SERVICE TOOLS AND SERVICE PRODUCTS

## Subsection 01 (SERVICE TOOLS)

### ENGINE — MANDATORY SERVICE TOOLS

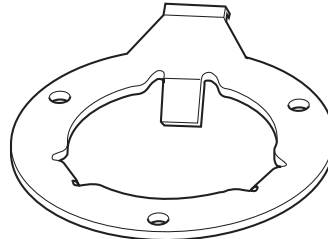
Exhaust spring installer/remover  
(P/N 529 035 400)



A01B584

**APPLICATION**  
CK3 series.


Holder wrench  
(P/N 420 876 357)



A00C0Q4

**APPLICATION**  
377, 443 and 503 engines.

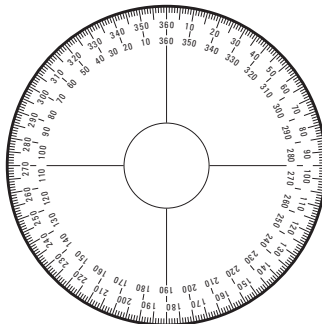
Pusher  
(washer behind the impeller)  
(P/N 529 020 700)



A00C3H4

**APPLICATION**  
Rotary valve engines.

Degree wheel  
(P/N 529 035 607)



A00B514

**APPLICATION**  
All rotary valve engines.  
**NOTE:** This tool replaces degree wheel (P/N 295 000 007).

Magneto puller ring  
(P/N 420 876 080)



A00C1R4

**APPLICATION**  
All axial fan cooled engines.

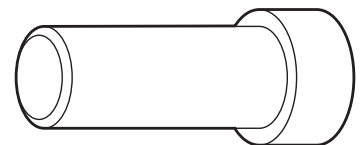
Rotary valve shaft pusher  
(P/N 420 876 612)



A00C0F4

**APPLICATION**  
Rotary valve engines with a 10 mm impeller shaft.


Rotary valve seal pusher  
(valve side)  
(P/N 420 876 607)



A00C0Y4

**APPLICATION**  
Rotary valve engines.

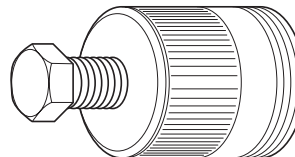
Hose pincher (2)  
(P/N 295 000 076)



A01B214

**APPLICATION**  
All vehicles.  
**NOTE:** Only the P/N has been changed. This hose pincher is identical to the P/N 529 009 900.

Magneto puller  
(P/N 529 035 547)



A00C1A4

**APPLICATION**  
All engines except 247.  
**NOTE:** The previous extractor (P/N 529 022 500) can be upgraded by replacing the screw with the new one (P/N 529 035 549).

Rotary valve shaft seal pusher  
(inner, water pump side)  
(P/N 420 876 512)



A00C374

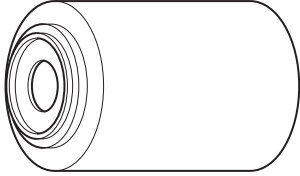
**APPLICATION**  
Rotary valve engines, 1991 and newer with a 10 mm impeller shaft.

## Section 01 SERVICE TOOLS AND SERVICE PRODUCTS

### Subsection 01 (SERVICE TOOLS)

## ENGINE (continued) — MANDATORY SERVICE TOOLS

Rotary valve shaft seal pusher  
(outer, water pump side)  
(P/N 420 877 050)



A00C0X4

#### APPLICATION

Rotary valve engines.

Fuel and oil system leak tester kit  
(P/N 529 033 100)

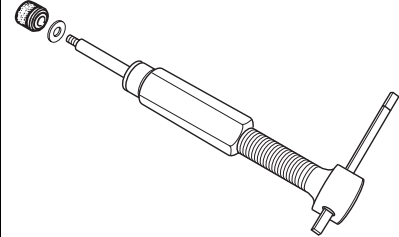


A01B5E4

#### APPLICATION

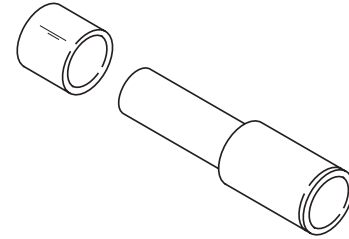
All models.

1) Piston pin puller  
(P/N 529 035 503)



A02B094

- 2) Sleeve kit 18 mm  
(P/N 529 035 541)  
3) Sleeve kit 20 mm  
(P/N 529 035 542)



A01B5A4


**NOTE:** 18 mm sleeve kit contains 1 shouldered sleeve and 3 sleeves. 20 mm sleeve kit contains 1 shouldered sleeve and 2 sleeves.

#### APPLICATION

- 1) All engines.  
2) 277, 443, 503, 552 and 809 engine.  
3) 593, 670, 693 and 793 engines.

**NOTE:** The previous piston pin puller (P/N 529 029 000) can be upgraded by adding protector (P/N 529 035 513) and replacing the expansion sleeve with appropriate sleeve kit.

Ceramic seal pusher  
(P/N 420 877 820)

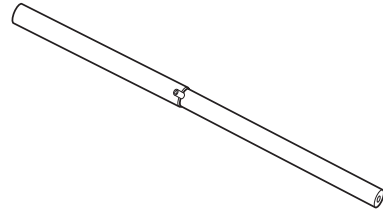


A00B524

#### APPLICATION

494 and 670 engines with ceramic seal on water pump side.

Choke plunger tool  
A) (P/N 529 032 100)  
B) (P/N 529 035 602)



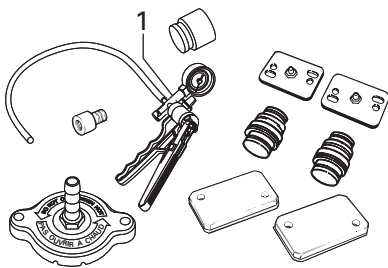
A01C5D4

#### APPLICATION

- A) All models equipped with chokes except ZX series (small end for 30, 32 and 34 mm carburetor and big end for 38 mm carburetor).  
B) VM type carburetor on ZX series.

Engine leak tester kit  
(P/N 861 749 100)

- 1) Hand pump  
(P/N 529 021 800)



A01B5F5

#### APPLICATION

All engines.

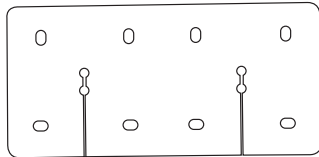
**NOTE:** To prevent leak in exhaust plug, use Loctite Black Max (P/N 413 408 300).

# Section 01 SERVICE TOOLS AND SERVICE PRODUCTS

## Subsection 01 (SERVICE TOOLS)

### ENGINE (continued) — MANDATORY SERVICE TOOLS

Rubber pad  
(P/N 529 023 400)



A01B4C4

#### APPLICATION

All cageless bearing engines.

Aligning pin (4)  
(P/N 529 018 900)

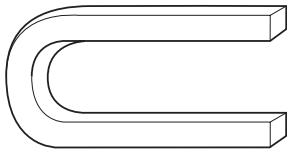


A00A1D4

#### APPLICATION

467, 494 and 582 engines.

Rotary valve circlip tool  
A) (P/N 529 029 100)  
B) (P/N 529 020 800)

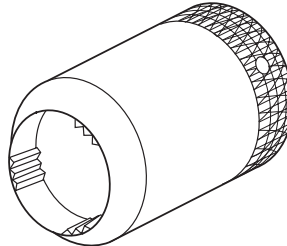


A00C3I4

#### APPLICATION

A) 1994 and on rotary valve engines.  
B) Up to 1993 rotary valve engines.

Choke/DESS nut tool  
(P/N 529 034 600)



A01B554

#### APPLICATION

All models equipped with a choke and/or a DESS.

**NOTE:** This tool replaces choke nut tool (P/N 529 032 200).

9-volt adaptor  
(P/N 529 035 675)



A00B5G4

#### APPLICATION

All models equipped with a DESS.

Supply harness  
(P/N 529 035 869)



A00B674

#### APPLICATION

All DESS equipped models.

1-2) Programmer kit



(P/N 529 035 878)

2) Communication cables  
(P/N 278 001 052)



A01B5B5

#### APPLICATION

All models equipped with a DESS.

**NOTE:** This kit replaces the kit (P/N 529 035 718).

Vehicle Communication Kit  
(P/N 529 035 676)



F12H0A4

#### APPLICATION

All models equipped with a DESS.

---

## Section 01 SERVICE TOOLS AND SERVICE PRODUCTS

### Subsection 01 (SERVICE TOOLS)

---

#### ENGINE (continued) — MANDATORY SERVICE TOOLS

**NEW**

Engine removal hook  
(P/N 529 035 829)




A33B054

**APPLICATION**  
REV Series.

The image shows a metal engine removal hook, which is a long, curved bar with a hook at one end and a circular ring at the other. It is designed to be used to lift and move an engine.

**NEW**

Spark plug lift ring  
(P/N 529 035 830)



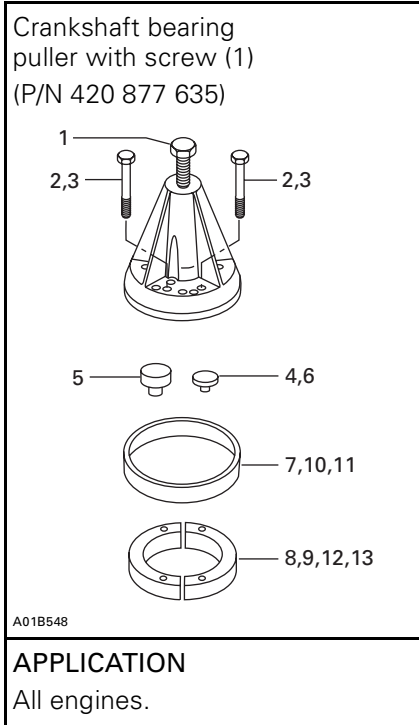
A33B064

**APPLICATION**  
REV Series.

The image shows a spark plug lift ring, which is a circular metal ring with a central threaded hole. It is used to lift and hold a spark plug in place during maintenance.

**ENGINE — RECOMMENDED SERVICE TOOLS**

The following tools are highly recommended to optimize your basic tool kit and reduce repair time.



1) Screw M16 x 1.5 x 150	(P/N 420 940 755)
2) Screw M8 x 40 (4)	(P/N 420 840 681)
3) Screw M8 x 70 (4)	(P/N 420 841 201)
4) Crankshaft protector 247 engine.	(P/N 420 976 890)
5) Crankshaft protector PTO All engines except 247.	(P/N 420 876 552)
6) Crankshaft protector MAG All engines except 247.	(P/N 420 876 557)
7) Puller ring Use with half rings (P/N 420 977 475 or 420 276 025).	(P/N 420 977 490)
8) Half ring (2) For 72 mm O.D. bearings.	(P/N 420 977 475)
9) Half ring (2) For 62 mm O.D. bearings.	(P/N 420 276 025)
10) Puller ring	(P/N 420 977 480)
11) Puller ring For half rings (P/N 420 977 479).	(P/N 420 977 494)
12) Half ring (2) For 80 mm O.D. bearings.	(P/N 420 977 479)
13) Half ring (2) For 52 mm O.D. bearings.	(P/N 420 876 330)

## Section 01 SERVICE TOOLS AND SERVICE PRODUCTS

### Subsection 01 (SERVICE TOOLS)

## ENGINE (continued) — RECOMMENDED SERVICE TOOLS

#### Piston circlip installer

- A) (P/N 529 035 561) 18 mm
- B) (P/N 529 035 562) 20 mm



A00B4Y4

#### APPLICATION


- A) All engines except 593, 670, 693 and 793.

**NOTE:** This tool replaces circlip installer (P/N 529 016 900).

- B) 2001 and older 593, 670 and 693 engines.

**NOTE:** This tool replaces circlip installer (P/N 290 877 016).

#### Piston circlip installer (P/N 529 035 686) 20 mm




A32B0C4

#### APPLICATION

Engines with tab type circlip.

#### Piston pin/connecting rod bearing centering tool (P/N 529 009 100)

**NOTE:** New diameter is 9.65 mm (0.380 in).



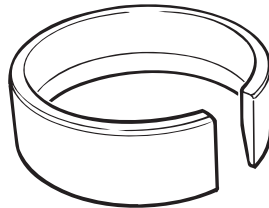
A01B1R4

#### APPLICATION

All engines except cageless and 670 engines.

#### Ring compressor

- A) (P/N 420 876 090) (62 mm)
- B) (P/N 420 876 974) (69.5 mm)
- C) (P/N 420 876 970) (72 mm)
- D) (P/N 420 876 972) (76 mm)
- E) (P/N 420 876 975) (67.5 mm)
- F) (P/N 529 030 800) (78 mm)



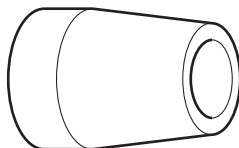
A01B1T4

#### APPLICATION

- A) 377 engine.
- B) 467 and 494 engines.
- C) 503, 253 and 536 engines.
- D) 582, 583 and 643 engines.
- E) 443 and 447 engines.
- F) 670 engine.

#### Seal protector sleeve

(P/N 420 276 900)  
(MAG)



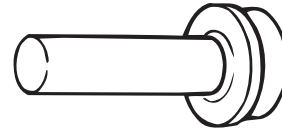
A00C0D4

#### APPLICATION

247 engine.

#### Polyamid ring pusher

(P/N 420 276 930)



A00C0Z4

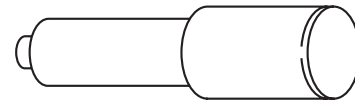
#### APPLICATION

247 engine.

#### Bearing pusher

(rotary valve)

(P/N 420 876 500)



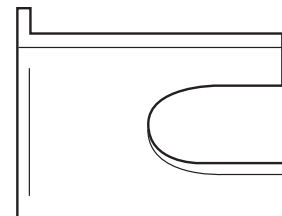
A00B2J4

#### APPLICATION

Rotary valve engines.

#### Crankshaft feeler gauge

(P/N 420 876 620)



A00C114

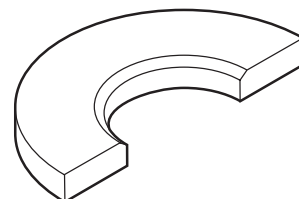
#### APPLICATION

377, 443, 447 and 503 engines.

#### Crankshaft distance gauge

(5.7 mm)

(P/N 420 876 822)



A00C294

#### APPLICATION

377, 443 and 447 engines.

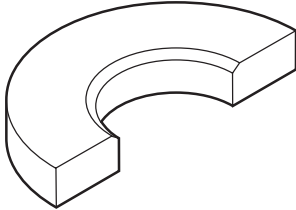


# Section 01 SERVICE TOOLS AND SERVICE PRODUCTS

## Subsection 01 (SERVICE TOOLS)

### ENGINE (continued) — RECOMMENDED SERVICE TOOLS

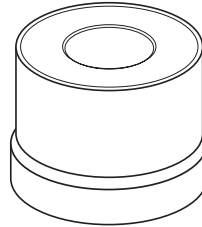
Crankshaft distance gauge  
(12.7 mm)  
(P/N 420 876 824)



A00C3A4

**APPLICATION**  
503 engine.

Attachment  
(P/N 529 035 522)



A00B4P4

**APPLICATION**  
Mini Z.


Adaptor  
(P/N 529 033 800)  
(TYPICAL)



A00B4H4

**APPLICATION**  
1997 and 1998 Grand Touring SE  
1998 Summit x 670.

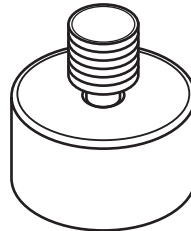
Cylinder aligning tool  
A) (P/N 420 876 904)  
(on exhaust side)  
B) (P/N 420 876 171)  
(on intake side)



A00B084

**APPLICATION**  
A) 2-cylinder liquid cooled engines.  
B) 2-cylinder fan cooled engines.

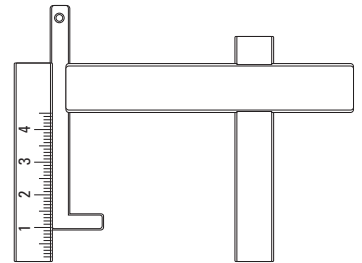
Pilot 22 mm  
(P/N 529 035 523)



A00B4Q4

**APPLICATION**  
Mini Z.


Float level gauge  
(P/N 529 035 520)



A00B4N4

**APPLICATION**  
All models.

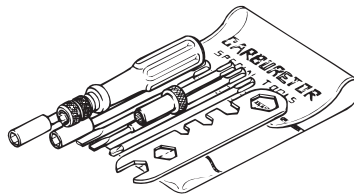
Driver tool  
(P/N 529 035 521)



A00B4O4

**APPLICATION**  
Mini Z.

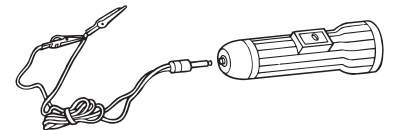
Carburetor tool kit  
(P/N 404 112 000)



A00B2F4

**APPLICATION**  
All models.

Circuit tester  
(continuity light)  
(P/N 414 012 200)



A00C214

**APPLICATION**  
All vehicles.

## Section 01 SERVICE TOOLS AND SERVICE PRODUCTS

### Subsection 01 (SERVICE TOOLS)

## ENGINE (continued) — RECOMMENDED SERVICE TOOLS

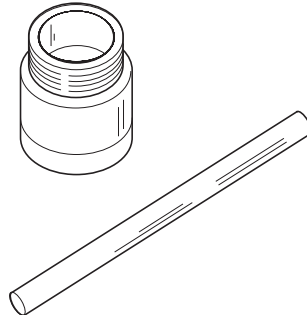
Stroboscopic timing light  
(P/N 529 031 900)



A00B4F4

**APPLICATION**  
All engines.

RAVE movement indicator  
(P/N 861 725 800)



A18B014

**APPLICATION**  
All RAVE equipped engines.

Magneto puller  
(P/N 420 976 235)



F01B294

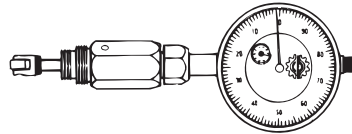
**APPLICATION**  
247 engine.



Timing pointer  
(P/N 529 035 833)

**APPLICATION**  
3-Series engines.


Dial indicator (TDC gauge)  
(P/N 414 104 700)



A00B4E4

**APPLICATION**  
All engines.

Injection pump gear holder  
(P/N 420 876 695)



A00B314

**APPLICATION**  
253, 377, 447 and 503 engines.

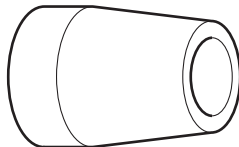
Bypass wires  
(P/N 529 033 300)



A00I094

**APPLICATION**  
F and CK3 Grand Touring 700/SE  
with 360 W magneto.

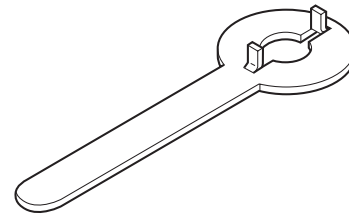
Seal protector sleeve  
A) (P/N 420 876 980)  
B) (P/N 420 876 490)



A00C0D4

**APPLICATION**  
A) Rotary valve engines with 10 mm  
shaft.  
B) Rotary valve engines with 12 mm  
shaft.

Injection pump gear holder  
(P/N 420 277 905)



A00C164

**APPLICATION**  
All liquid cooled engines.

Bypass wire kit  
(P/N 861 780 600)



A32B0F4

**APPLICATION**  
2002 ZX with 360 W magneto.

# Section 01 SERVICE TOOLS AND SERVICE PRODUCTS

## Subsection 01 (SERVICE TOOLS)

### ENGINE (continued) — RECOMMENDED SERVICE TOOLS

Multimeter  
(P/N 529 035 868)



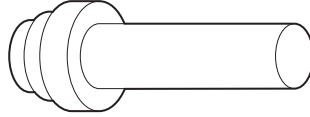
V00B0HY4

#### APPLICATION

All models.

**NOTE:** This tool replaces multimeter (P/N 529 035 788).

PTO seal pusher  
(P/N 420 876 660)

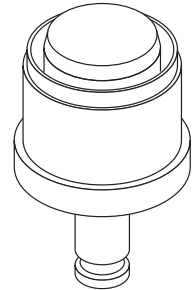


A00C0V4

#### APPLICATION

277 engine.

Insertion jig  
(magneto seal)  
(P/N 420 876 514)

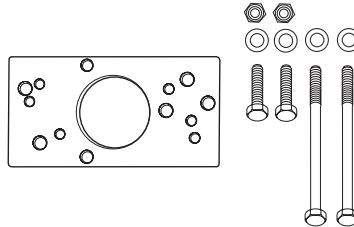


A00C3U4

#### APPLICATION

454, 494, 599, 670, 699 and 809 engines.

Base puller plate kit  
(P/N 529 024 900)

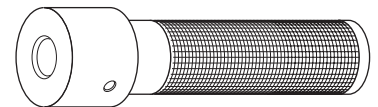


A05C0M4

#### APPLICATION

277 engine.

Handle for insertion jig  
(P/N 420 877 650)

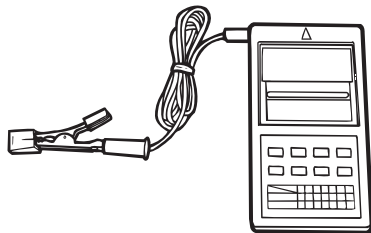


A00C3V4

#### APPLICATION

454, 494, 599, 670, 699, 779 and 809 engines.

Digital/induction type tachometer  
(P/N 529 014 500)

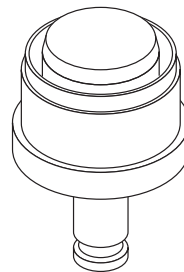


F01B1G4

#### APPLICATION

All engines.

Insertion jig (magneto side seal)  
(P/N 420 876 516)



A00C3T4

#### APPLICATION

779 engine.

Exhaust spring installer/remover  
(P/N 529 035 559)



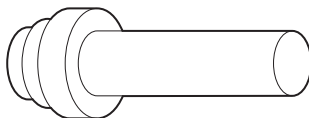
A00C3S4

#### APPLICATION

All models except CK3 series.

**NOTE:** This tool replaces exhaust spring installer/remover (P/N 529 028 100).

MAG seal pusher  
(P/N 420 277 875)



A00C0V4

#### APPLICATION

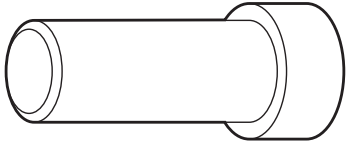
277 engine.

## Section 01 SERVICE TOOLS AND SERVICE PRODUCTS

### Subsection 01 (SERVICE TOOLS)

## ENGINE (continued) — RECOMMENDED SERVICE TOOLS

Rotary valve seal and shaft pusher  
(P/N 420 876 605)




A00C0Y4

#### APPLICATION

Rotary valve engines 1990 models and older.

Seal pusher (rotary valve)  
(P/N 420 876 510)




A00C374

#### APPLICATION

All rotary valve shaft seals with a 12 mm I.D.

Rotary valve shaft pusher  
(P/N 420 876 610)



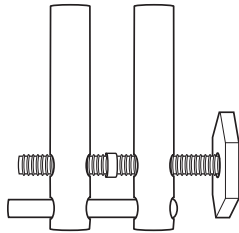
A00C0F4

#### APPLICATION

All rotary valve engines with 12 mm shaft.

Large hose pincher  
(P/N 529 032 500)

(TYPICAL)

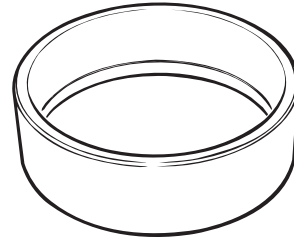


F01B234

#### APPLICATION

All vehicles.

Magneto coil centering ring  
(P/N 420 876 922)




A01B1V4

#### APPLICATION

All engines with Nippondenso CDI (160 W).

Homemade adaptor



A00B5J4

Required parts:

- 1) Female housing  
(P/N 515 175 245)
- 2) Female terminal (2)  
(P/N 409 015 100)
- 3) Female lock  
(P/N 515 175 246)
- 4) Male housing  
(P/N 409 207 000)
- 5) Male terminal (2)  
(P/N 278 000 631)
- 6) Male lock  
(P/N 409 207 600)
- 7) RED wire in position 1  
(4-wire connector) and B  
(3-wire connector)
- 8) BLACK wire in position 2  
(4-wire connector) and C  
(3-wire connector)

#### APPLICATION

2001 and 2002 Mach Z TECH PLUS.

# Section 01 SERVICE TOOLS AND SERVICE PRODUCTS

## Subsection 01 (SERVICE TOOLS)

### TRANSMISSION — MANDATORY SERVICE TOOLS

Clutch holder

A) (P/N 529 006 400)



B) (P/N 529 035 674)  
(TYPICAL)

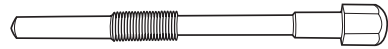


A01B154

#### APPLICATION

- A) All TRA drive pulleys.
- B) All TRA III drive pulleys.

Drive pulley puller  
(P/N 529 022 400)




A06B014

#### APPLICATION

TRA drive pulley for the 454, 494, 599, 670, 699, 779 and 809 engines and 2003 Bombardier Lite drive pulley.

TRA drive pulley puller  
(P/N 529 007 900) (25 mm)




A18B044

#### APPLICATION

TRA drive pulley for 443, 467, 503, 536 and 537 engines.

Forks (3)  
(P/N 529 005 500)



A16B014

#### APPLICATION

All vehicles equipped with a TRA drive pulley.

Alignment bar

A) (P/N 529 026 900)

B) (P/N 529 030 000)

C) (P/N 529 026 700)

D) (P/N 529 035 530)

E) (P/N 529 035 545)

F) (P/N 529 035 527)

G) (P/N 529 035 572)

H) (P/N 529 035 545)



I) (P/N 529 035 831)



A01B4D4

#### APPLICATION

- A) Tundra II LT/R.
- B) S-Series with Bombardier Lite.
- C) F-Series, S-Series and ZX series with TRA.
- D) S-Series and ZX series with TRA and RER.
- E) 1997 and on Skandic WT/WT LC/SWT.
- F) CK3 series except 1998 Mach Z series.
- G) 1998 Mach Z series.
- H) 1998 Skandic WT.
- I) REV Series.

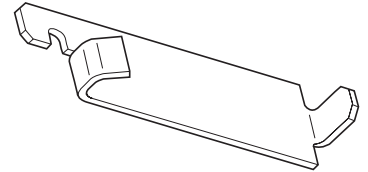
Spring scale hook (long)

A) (P/N 529 006 500)

B) (P/N 529 030 900)

C) (P/N 529 035 557)

(TYPICAL)

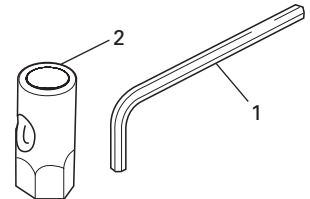


A00B4A4

#### APPLICATION

- A) Tundra II LT.
- B) F-Series and S-Series (1995 and newer).
- C) CK3 without RER.

Drive belt tension adjuster tool  
(P/N 529 008 700)



A15B044

Parts included:

- 1) Hexagonal wrench (P/N 420 876 730)
- 2) Socket wrench (P/N 529 015 000)

#### APPLICATION

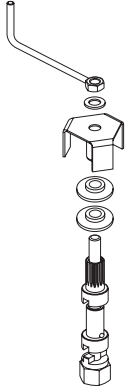
All vehicles except Élan, Tundra II and Skandic WT.

## Section 01 SERVICE TOOLS AND SERVICE PRODUCTS

### Subsection 01 (SERVICE TOOLS)

## TRANSMISSION (continued) — MANDATORY SERVICE TOOLS

Pulley spring compressor  
(P/N 529 035 524)



A02D1P4

#### APPLICATION

All models.

**NOTE:** This tool has Acme threads and replaces spring compressor (P/N 529 018 600).

Countershaft bearing installer  
(P/N 529 030 200)

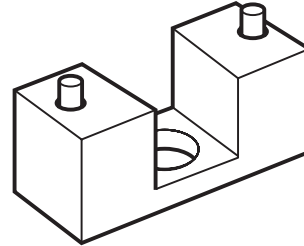


A00A194

#### APPLICATION

S-Series and F-Series.

Spring cover tool  
(P/N 529 027 300)




A01B4M4

#### APPLICATION

Bombardier Lite drive pulley.

Driven pulley spring compressor  
(P/N 529 035 300)

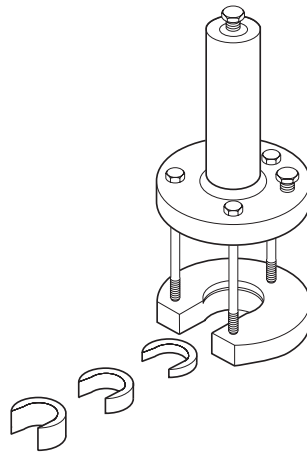


A05B034

#### APPLICATION

Tundra R.

Countershaft bearing remover  
(P/N 529 030 100)



A00A274

#### APPLICATION

S-Series and F-Series.

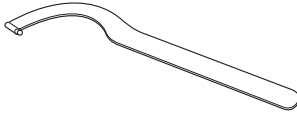
## Section 01 SERVICE TOOLS AND SERVICE PRODUCTS

### Subsection 01 (SERVICE TOOLS)

## TRANSMISSION — RECOMMENDED SERVICE TOOLS

The following tools are highly recommended to optimize your basic tool kit and reduce repair time.

Clutch holder  
(P/N 529 027 600)



A02B034

#### APPLICATION

Bombardier Lite drive pulley.

Tapered tool  
(P/N 529 035 826)

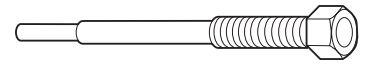


A32B0M4

#### APPLICATION

Skandic LT.

Drive pulley puller  
(P/N 529 002 100)  
(standard threads)




A00C084

#### APPLICATION

Square shaft, standard (SAE) threads.

Drive pulley puller  
(P/N 529 031 400)




A18B044

#### APPLICATION

2002 and older Bombardier Lite drive pulley, except Élan.

Spider tool  
(P/N 529 025 200)



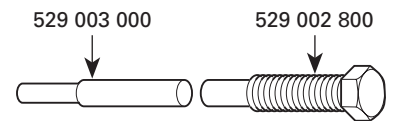
A32B0N4

#### APPLICATION

Skandic LT.

Drive pulley puller  
(P/N 860 414 200)  
(square shaft metric)

Consists of:

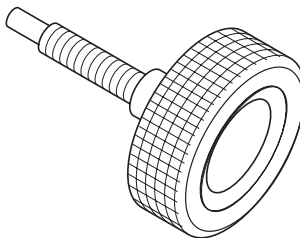


A00C095

#### APPLICATION

Square shaft, metric threads drive pulley.

Driven pulley opening tool  
(P/N 529 017 200)



A00A1A4

#### APPLICATION

Most models.

Driven pulley opening tool  
(P/N 529 035 501)



A03D2P4

#### APPLICATION

S and CK3 series with RER.

**NOTE:** This tool replaces driven pulley opening tool (P/N 529 019 500).

Drive pulley puller  
(P/N 529 025 000)



A29B034

#### APPLICATION

Skandic LT.

## Section 01 SERVICE TOOLS AND SERVICE PRODUCTS

### Subsection 01 (SERVICE TOOLS)

## TRANSMISSION (continued) — RECOMMENDED SERVICE TOOLS

Driven pulley opening tool  
(P/N 529 034 200)

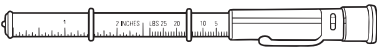


A05B044

#### APPLICATION

Tundra R.

Tension tester  
(P/N 414 348 200)

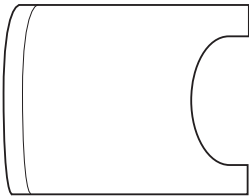


A00C074

#### APPLICATION

All models.

Alignment tool  
(P/N 420 476 010)



A00C1D4

#### APPLICATION

Skandic WT and Alpine II gearbox.

Transmission ball mounting pin  
(P/N 420 476 020)



A00C1C4

#### APPLICATION

Alpine II 3-speed gearbox.

Countershaft bearing installer  
(P/N 529 018 800)

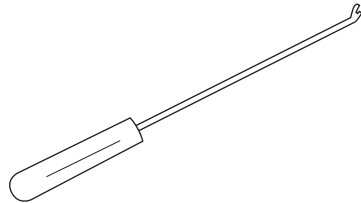


A00A194

#### APPLICATION

PRS chassis.

Transmission adjuster  
(P/N 529 028 500)

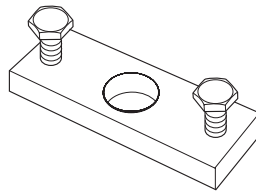


A00D0X4

#### APPLICATION

F-Series equipped with "twist shifter" reverse transmission.

Cam pusher  
(P/N 529 012 900)

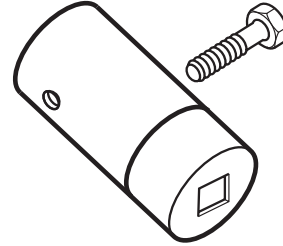


A18B064

#### APPLICATION

Tundra II LT.

Drive pulley puller  
(P/N 529 023 100)

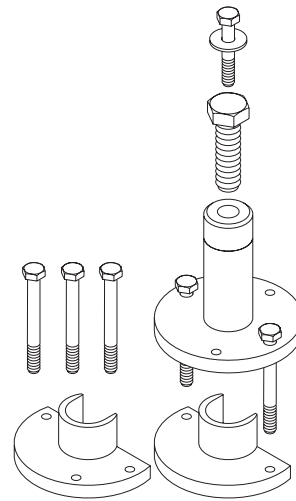


A00C3J4

#### APPLICATION

Élan.

Countershaft bearing  
remover/installer  
(P/N 529 035 699)



A00B5K4

#### APPLICATION

ZX and CK3 Series.

**NOTE:** This tool replaces CK3 series countershaft bearing remover/installer (P/N 529 035 554).



**Section 01 SERVICE TOOLS AND SERVICE PRODUCTS**

**Subsection 01 (SERVICE TOOLS)**

**TRANSMISSION (continued) — RECOMMENDED SERVICE TOOLS**

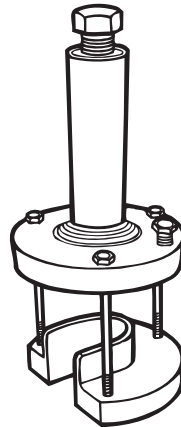
Countershaft bearing installer  
(P/N 529 030 200)



A00A194

**APPLICATION**  
S-Series and F-Series.

Countershaft bearing remover  
(P/N 529 018 700)



A00A164

**APPLICATION**  
PRS chassis.

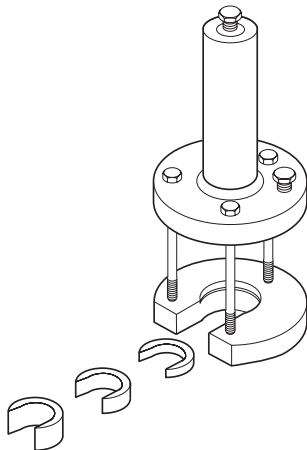
Countershaft bearing installer  
(P/N 529 035 815)



A00A194

**APPLICATION**  
Skandic LT.


Countershaft bearing remover  
(P/N 529 030 100)



A00A274

**APPLICATION**  
S-Series and F-Series.

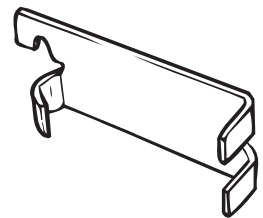
Countershaft bearing remover  
(P/N 529 035 812)



A29B024

**APPLICATION**  
Skandic LT.

Spring scale hook (long)  
(P/N 529 015 200)



A01B514

**APPLICATION**  
1994 models and older except  
Alpine II.

Transmission adjuster  
(P/N 529 030 300)



A03D1T4

**APPLICATION**  
Vehicles equipped with "push-pull  
shifter" reverse transmission.

## Section 01 SERVICE TOOLS AND SERVICE PRODUCTS

### Subsection 01 (SERVICE TOOLS)

## TRANSMISSION (continued) — RECOMMENDED SERVICE TOOLS

Alignment bar

- A) (P/N 529 025 600)
- B) (P/N 529 028 200)
- C) (P/N 529 028 300)
- D) (P/N 529 026 800)
- E) (P/N 529 031 000)
- F) (P/N 529 035 808)
- G) (P/N 529 035 586)
- H) (P/N 529 031 000)
- I) (P/N 529 035 594)



- J) (P/N 529 035 832)



A01B4D4

#### APPLICATION

- A) PRS chassis.
- B) Alpine II.
- C) Élan.
- D) Safari L.
- E) Skandic WT 1996.
- F) Skandic LT.
- G) S-Series and ZX series with Bombardier Lite and RER
- H) Skandic WT LC/SWT
- I) CK3 series with RER
- J) ZX series.

Bushing extractor/installer

- A) (P/N 529 031 300)



- B) (P/N 529 035 932)  
(TYPICAL)

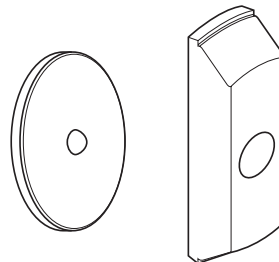


A01B5G4

#### APPLICATION

- A) TRA drive pulley spring cover with replaceable bushing.
- B) TRA III drive pulley spring cover.

Large bushing extractor  
(P/N 529 031 100)

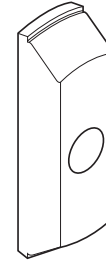


A00B414

#### APPLICATION

- Formula type driven pulley.
- NOTE:** Use this tool only with former puller (P/N 529 018 600) that has regular threads.

Large bushing extractor  
(P/N 529 035 576)

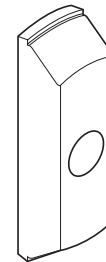


A02D1Q4

#### APPLICATION

- Formula type driven pulley.
- NOTE:** Use this tool only with new puller (P/N 529 035 524) that has Acme threads and support plate included with extractor (P/N 529 031 100).

Large bushing extractor  
(P/N 529 035 575)



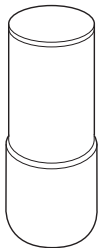
A02D1Q4

#### APPLICATION

- LPV 27 driven pulley.
- NOTE:** Use this tool only with new puller (P/N 529 035 524) that has Acme threads and support plate included with extractor (P/N 529 031 100).

Burnishing bar

(P/N 529 026 402)



A00B464

#### APPLICATION

Tundra II LT, Safari L and Skandic.

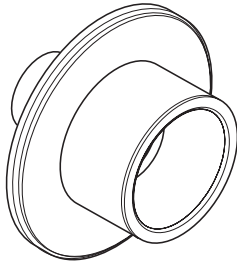
**TRANSMISSION (continued) — RECOMMENDED SERVICE TOOLS**

Large bushing installer and small bushing extractor

A) (P/N 529 031 200)



B) (P/N 529 035 931)  
(TYPICAL)




A00B4J4

**APPLICATION**

A) All models except Tundra/R, Skandic WT/SWT/WT LC and S-Series with RER.

B) TRA III drive pulley spring cover.

TRA drive pulley puller (27 mm)  
(P/N 529 010 100)

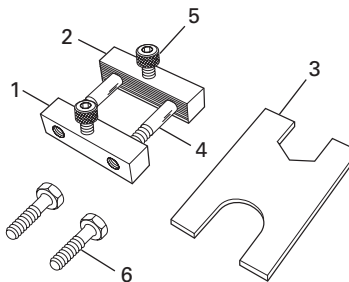


A18B044

**APPLICATION**

TRA drive pulley (27 mm) shaft except 454, 670 and 779 engines.

Drive axle sprocket adjuster  
(P/N 861 725 700)



A01B204

Parts included in the kit:


- 1) Block with threads  
(P/N 529 010 700)
- 2) Block without threads  
(P/N 529 010 800)
- 3) Plate  
(P/N 529 010 600)
- 4) Bolt M10 (2)  
(P/N 222 007 565)
- 5) Allen screw M8 (2)  
(P/N 222 983 065)
- 6) Screw M8 (2)  
(P/N 222 082 565)

**NOTE:** When the tool is to be used between tunnel and sprocket use screws M8.

**APPLICATION**

All vehicles except Élan.

Chaincase seal pusher  
(P/N 529 035 584)



A00B504

**APPLICATION**

S, F, CK3 and ZX series.

**NOTE:** This tool replaces chaincase upper seal pusher (P/N 529 032 300).

---

## Section 01 SERVICE TOOLS AND SERVICE PRODUCTS

### Subsection 01 (SERVICE TOOLS)

---

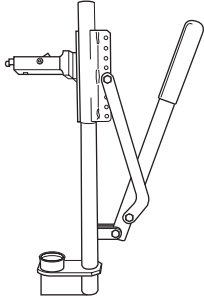
## SUSPENSION — MANDATORY SERVICE TOOLS

Shock spring removal kit

(P/N 529 035 504)

Replacement clevis pin:

(P/N 414 528 400)



A01B404

#### APPLICATION


All suspensions with coil spring.

**NOTE:** The previous shock spring removal kit (P/N 529 027 100) can be upgraded by replacing the stopper with a wider stopper (P/N 529 035 551).



Extension to torque ball joint nut

(P/N 529 035 876)



A33B024

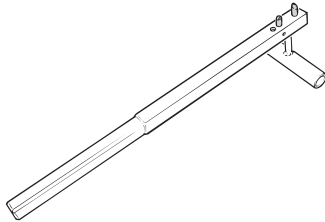
#### APPLICATION

REV Series.

**SUSPENSION — RECOMMENDED SERVICE TOOLS**

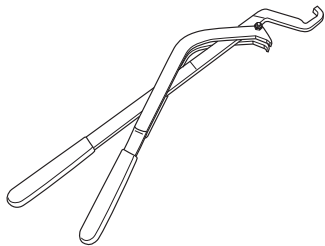
- A) Track cleat remover  
(P/N 529 008 200)  
Pins  
(P/N 529 008 204)

**NOTE:** Pins can be rotated 180° depending on whether the tool is used by a left-hander or right-hander.



A01B1J4

- B) Track cleat remover  
(P/N 529 028 700)



A01F224

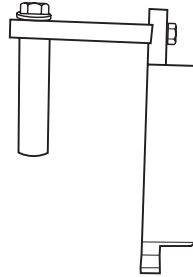
**APPLICATION**

- A) 1993 and older.  
B) 1994 and newer except Élan and Tundra II.

- Camber angle tool  
(P/N 529 021 600)

**NOTE:** Angle finder with a magnetic base must be used.

Suggestion: K-D tool no. 2968

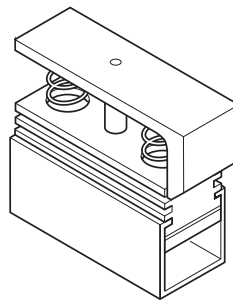


A06B024

**APPLICATION**

All DSA front suspensions.

- Track tension gauge  
(P/N 529 021 500)



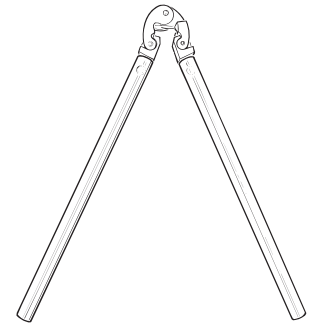
A00B3X4

**APPLICATION**

All models except Élan.

- Track cleat installer

- A) (P/N 529 008 500)  
Narrow  
B) (P/N 529 028 800)  
Narrow  
C) (P/N 529 007 700)  
Wide




A01B1M4

**APPLICATION**

- A) 1993 and older.  
B) 1994 and newer.  
C) 1992 and older with wide cleat opening.

- Dome guide

- A) (P/N 529 026 500)  
B) (P/N 529 035 728)



A06F1B4

**APPLICATION**

- A) C-36 T/A shocks.  
B) C-46 T/A shocks.

# Section 01 SERVICE TOOLS AND SERVICE PRODUCTS

## Subsection 01 (SERVICE TOOLS)

### SUSPENSION (continued) — RECOMMENDED SERVICE TOOLS

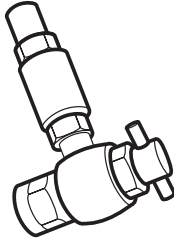
Shock wrench  
(P/N 529 035 727)



A00F224

**APPLICATION**  
All T/A shocks

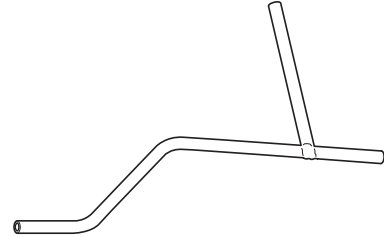
Gas shock valve tool  
(tire valve type)  
(P/N 529 035 570)



A02F134

**APPLICATION**  
1999 and older T/A shocks and  
some 2000 and up T/A shocks.

Spring installer (bar)  
(P/N 529 005 000)



A00C114

**APPLICATION**  
Tundra II LT, Scout and all SC-10  
suspensions.

HPG shock holding tool  
(P/N 529 035 769)



A01B5H4

**APPLICATION**  
All HPG shocks

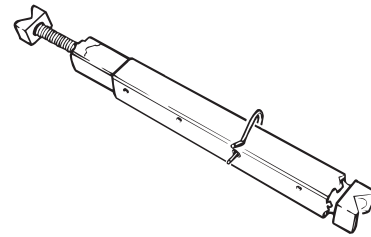
Gas fill tool kit (needle type)  
(P/N 503 190 102)



A00B6842

**APPLICATION**  
2003 T/A shocks.

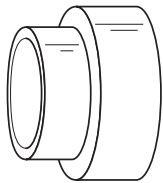
Drive axle holder  
(P/N 529 007 200)



A01B1E4

**APPLICATION**  
All models.

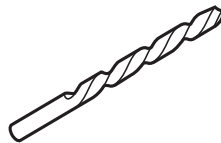
Piston guide  
A) (P/N 529 026 600)  
B) (P/N 529 035 608)



A06F1C4

**APPLICATION**  
A) C-36 T/A shocks.  
B) C-46 T/A shocks.


Drill bit  
(P/N 529 031 800)



A01B564

**APPLICATION**  
All 3/16 inch rivets.

Stud extracting plate  
(P/N 529 035 877)



A33B074

**APPLICATION**  
REV Series.

## Section 01 SERVICE TOOLS AND SERVICE PRODUCTS

### Subsection 01 (SERVICE TOOLS)

## SUSPENSION (continued) — RECOMMENDED SERVICE TOOLS

**NEW**

Ball joint remover support  
(P/N 529 035 873)



V00B1J4

**APPLICATION**  
REV Series.

**NEW**

Ball joint installer support  
(P/N 529 035 875)



V00B1L4

**APPLICATION**  
REV Series.

**NEW**

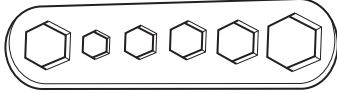
Ball joint installer  
(P/N 529 035 874)



V00B1K4

**APPLICATION**  
REV Series.

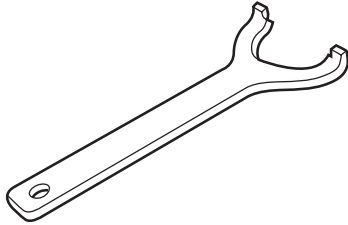
Hexagonal wrench  
(P/N 529 014 700)



A19B024

**APPLICATION**  
All SC-10 suspensions, Safari and Skandic prior to 1995.


Kayaba shock adjustment tool  
(P/N 529 035 582)



A00A1K4

**APPLICATION**  
C-7 suspension.


Adjustment wrench  
(P/N 520 000 126)



A00B5H4

**APPLICATION**  
SC-10 II (coupling blocks).


Suspension adjustment wrench  
(P/N 529 017 100)



A15B094

**APPLICATION**  
1992 and old Formula C-7.


Suspension adjustment wrench  
(P/N 529 032 900)



A02F114

**APPLICATION**  
ARM and SC 10 II suspensions.

Suspension adjustment wrench  
(P/N 529 034 100)

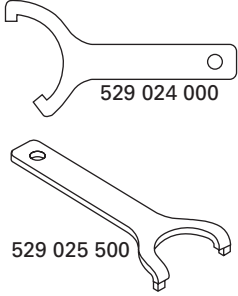


A02F124

**APPLICATION**  
CK3 series.

Adjustment wrench  
(P/N 861 743 900)

Consists of:



529 024 000  
529 025 500

A00B4B4

**APPLICATION**  
1998 and older models with T/A shock.

## Section 01 SERVICE TOOLS AND SERVICE PRODUCTS

### Subsection 01 (SERVICE TOOLS)

## VEHICLES — RECOMMENDED SERVICE TOOLS

Protective mat  
(P/N 529 030 600)

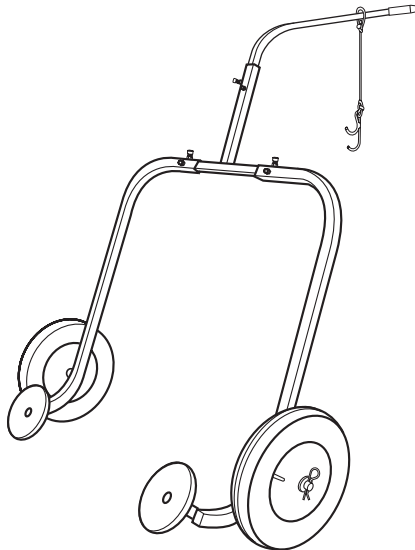


A01B45W

#### APPLICATION

All vehicles.

Dolly  
(P/N 529 029 900)

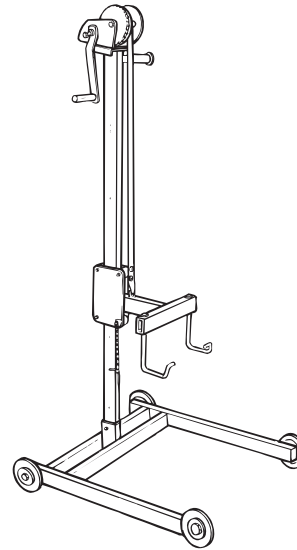


A00B4CJ

#### APPLICATION

All models.

Snowmobile jack  
(P/N 529 020 000)



A01A1JJ

#### APPLICATION

All models.



# Section 01 SERVICE TOOLS AND SERVICE PRODUCTS

## Subsection 01 (SERVICE TOOLS)

### VEHICLES (continued) — RECOMMENDED SERVICE TOOLS

Template for hood drilling  
(P/N 529 034 400)



A02H154

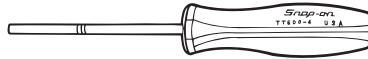
#### APPLICATION

S-Series.

**NOTE:** To drill new hood prior to install meters.

Terminal (Packard) remover  
Not sold by Bombardier

Snap-on  
TT 600-4




F01B1J4

#### APPLICATION

Models with Packard connectors.

**NEW**  
Tool  
(P/N 529 035 828)

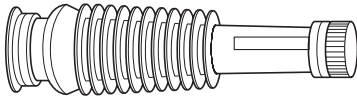


A00B6942

#### APPLICATION

ZX series electrical connectors.

Flexible spout for oil container  
(P/N 414 837 300)



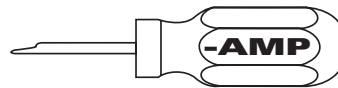
F04B044

#### APPLICATION

All models.

Multilock-terminal housing  
connector extraction tool  
Not sold by Bombardier

AMP  
755430-2

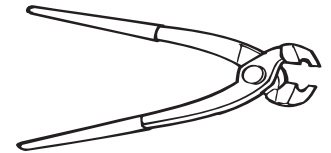


A00B654

#### APPLICATION

For AMP multilock-terminals.

Hose clamp pliers  
(P/N 295 000 070)

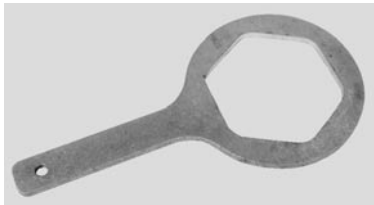


F01D174

#### APPLICATION

Some models.

Adjustment wrench  
(P/N 529 035 603)



A32B044

#### APPLICATION

To remove and install fuel tank nut on ZX series.

Crimping tool  
(P/N 295 100 164)



F00B0E4

#### APPLICATION

Models with AMP connectors.

**NEW**  
Adjustment wrench  
(P/N 529 035 891)



A33B084

#### APPLICATION

REV series.

---

## Section 01 SERVICE TOOLS AND SERVICE PRODUCTS

### Subsection 01 (SERVICE TOOLS)

---

#### VEHICLES (continued) — RECOMMENDED SERVICE TOOLS

**NEW**

Heated grips insertion tool  
(P/N 529 035 897)



A32G2B4

#### APPLICATION

ZX liquid-cooled models.

**NEW**

Crimp pliers  
(P/N 529 035 730)



A00B694

#### APPLICATION

All models with a battery.

# SERVICE PRODUCTS

## MANDATORY SERVICE PRODUCTS

Retaining compound  
(P/N 413 703 100)  
Loctite® RC/609:  
Retaining compound (10 mL)  
(green)



A00B2S4

### APPLICATION

Used for retaining bushings, bearings in slightly worn housing or on shaft.

High strength threadlocker  
(P/N 293 800 005)  
Loctite® 271: Threadlocker (10 mL)  
(red, high strength)



A00B2U4

### APPLICATION

Fasteners and studs up to 25 mm (1 in) diameter.

Paste gasket  
(P/N 413 702 700)  
Loctite® 515:  
Gasket eliminator (50 mL)



A00B2T4

### APPLICATION

Crankcase halves and gearbox mating surfaces.

Paste gasket  
(P/N 293 800 038)  
Loctite® 518:  
Gasket eliminator (50 mL)



F01B124

### APPLICATION

Crankcase halves and gearbox mating surfaces.

Medium-strength threadlocker  
(P/N 293 800 060)  
Loctite® 243: Threadlocker (10 mL)  
(blue, medium strength)



F00A004

### APPLICATION

Flywheel nut, crankcase studs, etc.  
**NOTE:** This product replaces Loctite 242 (P/N 293 800 015).

Sealing compound  
(P/N 420 297 906)  
(30 mL)



A00B564

### APPLICATION

To seal crankcase on all ZX series engines.

**NOTE:** This product replaces the larger tube (P/N 420 297 905).

Loctite® primer  
(P/N 293 800 041)  
Primer N 128 g (5 oz)



A00B3N4

### APPLICATION

To prepare mating surfaces before applying paste gasket, retaining compound or threadlockers.

**NOTE:** Only the P/N has been changed. This product is identical to the P/N 413 708 100.

## Section 01 SERVICE TOOLS AND SERVICE PRODUCTS

### Subsection 02 (SERVICE PRODUCTS)

#### MANDATORY SERVICE PRODUCTS (continued)

Gasket/paint remover  
(P/N 413 708 500)  
Loctite® Chisel 510 g (18 oz)



A00B574

#### APPLICATION

Clean mating surfaces of cylinders and crankcase. Remove carbon in combustion chambers.

Molykote PG 54  
(P/N 420 899 763)  
(10 g)



A00B5F4

#### APPLICATION

To lubricate pawl and pawl lock of rewind starter.

Molykote G-n paste  
(P/N 711 297 433)  
(50 g)

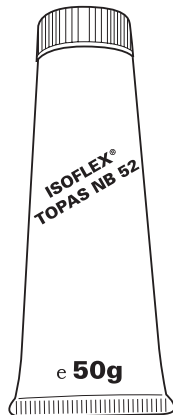


A00B5P4

#### APPLICATION

To lubricate RAVE valve stem on engine with oil seal in RAVE housing.

Grease Isoflex  
(P/N 293 550 021)  
(50 g)



A00B554

#### APPLICATION

To lubricate some crankshaft bearings on some engines.

Petamo grease  
(P/N 420 899 271)



A00B584

#### APPLICATION

To lubricate lip of all ZX series engine crankshaft seals.

## Section 01 SERVICE TOOLS AND SERVICE PRODUCTS

### Subsection 02 (SERVICE PRODUCTS)

## RECOMMENDED SERVICE PRODUCTS

Pre-mix oil  
(P/N 413 803 100)  
(12 x 500 mL)



A00B5L4

#### APPLICATION

All pre-mix models.

BOMBARDIER injection oil  
(P/N 413 802 900)  
(12 x 1 liter)  
(P/N 413 803 000)  
(3 x 4 liter)  
(P/N 413 803 200)  
(205 liter)



F01B2H4

#### APPLICATION

All engines.

BOMBARDIER FORMULA XP-S II  
synthetic injection oil  
(P/N 293 600 045)  
(12 x 1 liter)



A00B5T4

(P/N 293 600 046)  
(3 x 4 liter)



A00B5U4

(P/N 293 600 047)  
(205 liter)

#### APPLICATION

All engines.

**NOTE:** This synthetic injection oil replaces XP-S and XP-S DI injection oils.

Premixed coolant 50/50  
- 37°C (- 35°F)  
(P/N 293 600 038)  
(16 x 1 L)



A00B5X4

#### APPLICATION

All liquid cooled models.

**NOTE:** This product replaces pre-mixed coolant (P/N 413 711 802).

Fuel stabilizer  
(P/N 413 408 600)  
(12 x 8 oz)



A00B604

#### APPLICATION

All models.

## Section 01 SERVICE TOOLS AND SERVICE PRODUCTS

### Subsection 02 (SERVICE PRODUCTS)

## RECOMMENDED SERVICE PRODUCTS (continued)

Chaincase oil  
(P/N 413 801 900)  
(16 x 250 mL)



A00B5Y4

#### APPLICATION

Chaincase lubricant on all fan-cooled models except Skandic WT series.

Synthetic chaincase oil  
(P/N 413 803 300)  
(12 x 355 mL)



A00B5Z4

#### APPLICATION

Chaincase lubricant on all liquid-cooled models and Skandic WT series.

**NEW**

Suspension synthetic grease  
(P/N 293 550 033)  
(10 tubes of 400 g each)

#### APPLICATION

For front and rear suspension components and drive axle bearing.

BOMBARDIER LUBE  
(P/N 293 600 016)  
(12 x 14 oz)



A00B624

#### APPLICATION

Steering ball joints on all models.

Storage oil  
CANADA (P/N 413 711 600)  
U.S.A. (P/N 413 711 900)  
(350 g spray can) (12 x 350 g)



A00B634

#### APPLICATION

All models.

**NOTE:** Only the P/N has been changed. This product is identical to the P/N 496 014 100.

Grease LMZ no. 1  
(P/N 413 707 500)  
(400 g)



A00B1Y4

#### APPLICATION

Mainly used between regulators or rectifiers and frame to transfer the heat build-up and to assure a good ground.

Synthetic grease  
(P/N 413 711 500)  
(400 g)



A01B574

#### APPLICATION

Drive axle bearing.

Molykote 111  
(P/N 413 707 000)



A00B3W4

#### APPLICATION

Crankshaft seals on all engines except ZX series ones.

## Section 01 SERVICE TOOLS AND SERVICE PRODUCTS

### Subsection 02 (SERVICE PRODUCTS)

## RECOMMENDED SERVICE PRODUCTS (continued)

**NEW**

Brake fluid SRF (DOT 4)  
(P/N 293 600 063)



A33A0T4

**APPLICATION**  
All models with hydraulic brake.

**NEW**

Brake fluid GTLMA (DOT 4)  
(P/N 293 600 062)



A33A0U4

**APPLICATION**  
All models with hydraulic brake.

Shock oil  
(P/N 293 600 035)  
(32 oz)



A00B644

**APPLICATION**  
T/A shocks.


Anti-seize lubricant  
(P/N 293 800 070)  
Loctite anti-seize  
lubricant 236 mL (8 oz)



A00B594

**APPLICATION**  
Mounting surfaces of driven pulley and brake disc on countershaft.

Silicone dielectric grease  
(P/N 293 550 004)  
(3 oz)



A00B1X4

**APPLICATION**  
On all electric connections. High tension coil and spark plug connections. Connector housings, etc.  
**NOTE:** Only the P/N has been changed. This product is identical to the P/N 413 701 700.

Pulley flange cleaner  
(P/N 413 711 809)  
(320 g)



A00B5V4

**APPLICATION**  
Engine crankcase joining surfaces, pulleys and any greasy surfaces.

## Section 01 SERVICE TOOLS AND SERVICE PRODUCTS

### Subsection 02 (SERVICE PRODUCTS)

## RECOMMENDED SERVICE PRODUCTS (continued)

Heavy duty cleaner  
(P/N 293 110 001)  
(400 g)  
(P/N 293 110 002)  
(4 L)



A00B614

#### APPLICATION

All models.

High temperature and strength retaining compound  
(P/N 413 711 400)  
Loctite 648 (5 mL) (green)



A00B3D4

#### APPLICATION

To fasten oil injection nozzle to crankcase.

**NOTE:** Only the P/N has been changed. This product is identical to the P/N 420 899 788.

Instant gasket  
(P/N 293 800 088)  
(7 oz)



A02B0C4

#### APPLICATION

All models.

Plastic & vinyl cleaner  
(P/N 413 711 200)  
(6 x 1 L)



A00B5W4

#### APPLICATION

Hood, bottom pan and seat.

Pipe sealant  
(P/N 293 800 018)  
Loctite 592 (50 mL)



A00B2W4

#### APPLICATION

Engine plugs and senders.

**NOTE:** Only the P/N has been changed. This product is identical to the P/N 413 702 300.

RTV silicone sealant  
(P/N 293 800 066)  
Loctite 5900 (300 mL)



A02B0B4

#### APPLICATION

Tundra R chaincase cover.

Loctite 5150  
(P/N 293 800 086)



A00B5S4

#### APPLICATION

All models to seal bottom pan.

Gel instant adhesive  
(P/N 413 708 300)  
Loctite 454-40 20 g (.70 oz)



A00B3O4

#### APPLICATION

Isolating foam and rubber strip.



## Section 01 SERVICE TOOLS AND SERVICE PRODUCTS

### Subsection 02 (SERVICE PRODUCTS)

#### RECOMMENDED SERVICE PRODUCTS (continued)

General purpose instant adhesive  
(P/N 293 800 021)  
Loctite 495 (3 g)



A00B2V4

#### APPLICATION

Rubber to metal bonding and most hard plastic.

**NOTE:** Only the P/N has been changed. This product is identical to the P/N 413 703 200.

High temperature RTV sealant  
(P/N 293 800 090)  
Ultra Copper (80 mL)




A00B5A4

#### APPLICATION

All models.

**NOTE:** Only the P/N has been changed. This product is identical to the P/N 413 710 300.

Paint for frame touch-up  
(P/N 413 401 000)  
Black semi-gloss (spray can)



A00B3H4

#### APPLICATION

All models with a black frame.

Tough adhesive  
(P/N 413 408 300)  
Loctite Black Max 3 mL (.10 oz)



A00B3P4

#### APPLICATION

Shifter boot or grip.