

SERVICE TOOLS

This is a list of tools to properly service Ski-Doo snowmobiles. The list includes both the mandatory tools included in a kit (P/N 861 743 700) and the optional tools that are ordered separately. The list of Service Products, both mandatory and optional, are not part of any kit and must all be ordered separately. If you need to replace or add to your tool inventory these items can be ordered through the regular parts channel.

Following mention points out new tool and product: 

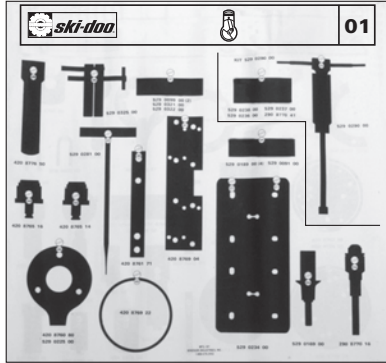
Section 01 SERVICE TOOLS AND SERVICE PRODUCTS

Subsection 01 (SERVICE TOOLS)

WORKSHOP — MANDATORY SERVICE TOOLS

Tool board

(P/N 529 034 000)




A00A3X4

APPLICATION

All models.

ENGINE — MANDATORY SERVICE TOOLS

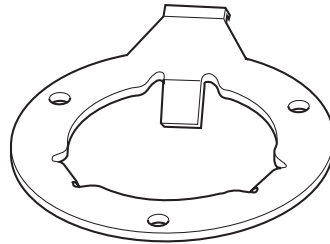
Exhaust spring installer/remover
(P/N 529 035 400)



A01B584

APPLICATION
CK3 series.


Holder wrench
(P/N 420 876 357)



A00C0Q4

APPLICATION
377, 443 and 503 engines.


Aligning pin (4)
(P/N 529 018 900)



A00A1D4

APPLICATION
467, 494 and 582 engines.

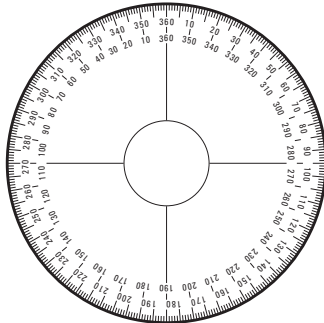
Pusher
(washer behind the impeller)
(P/N 529 020 700)



A00C3H4

APPLICATION
Rotary valve engines.


Degree wheel
(P/N 529 035 607)



A00B514

APPLICATION
All rotary valve engines.
NOTE: This tool replaces degree wheel (P/N 295 000 007).

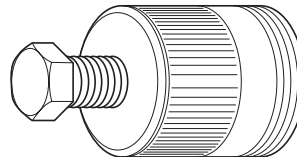
Magneto puller ring
(P/N 420 876 080)



A00C1R4

APPLICATION
All engines except 247.


Magneto puller
(P/N 529 035 547)



A00C1A4

APPLICATION
All engines except 247.
NOTE: The previous extractor (P/N 529 022 500) can be upgraded by replacing the screw with the new one (P/N 529 035 549).


Rotary valve shaft pusher
(P/N 420 876 612)



A00C0F4

APPLICATION
Rotary valve engines with a 10 mm impeller shaft.

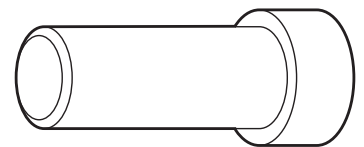
Hose pincher (2)
(P/N 295 000 076)



A01B214

APPLICATION
All vehicles.
NOTE: Only the P/N has been changed. This hose pincher is identical to the P/N 529 009 900.

Rotary valve seal pusher
(valve side)
(P/N 420 876 607)



A00C0Y4

APPLICATION
Rotary valve engines.

Section 01 SERVICE TOOLS AND SERVICE PRODUCTS

Subsection 01 (SERVICE TOOLS)

ENGINE (continued) — MANDATORY SERVICE TOOLS

Rotary valve shaft seal pusher
(inner, water pump side)
(P/N 420 876 512)

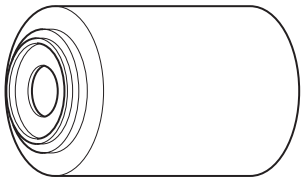


A00C374

APPLICATION

Rotary valve engines, 1991 and newer with a 10 mm impeller shaft.

Rotary valve shaft seal pusher
(outer, water pump side)
(P/N 420 877 050)

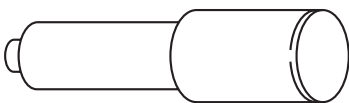


A00C0X4

APPLICATION

Rotary valve engines.

Bearing pusher
(rotary valve)
(P/N 420 876 500)




A00B2J4

APPLICATION

Rotary valve engines.

Ceramic seal pusher
(P/N 420 877 820)



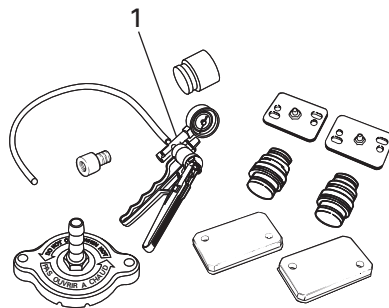
A00B524

APPLICATION

494 and 670 engines with ceramic seal on water pump side.

Engine leak tester kit
(P/N 861 749 100)

1) Hand pump
(P/N 529 021 800)



A01B5F5

APPLICATION

All engines.

Fuel and oil system leak tester kit
(P/N 529 033 100)



A01B5E4

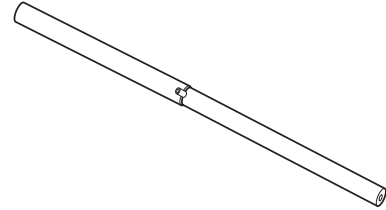
APPLICATION

All models.

Choke plunger tool

A) (P/N 529 032 100)

B) (P/N 529 035 602)



A01C5D4

APPLICATION

A) All models equipped with chokes except ZX series (small end for 30, 32 and 34 mm carburetor and big end for 38 mm carburetor).

B) VM type carburetor on ZX series.

NEW
Piston circlip installer

(P/N 529 035 686) 20 mm



A32B0C4

APPLICATION

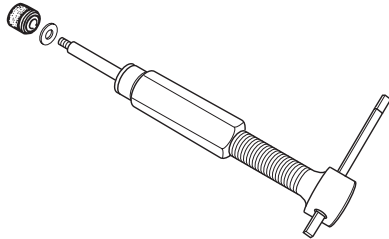
Engines with tab type circlip.

Section 01 SERVICE TOOLS AND SERVICE PRODUCTS

Subsection 01 (SERVICE TOOLS)

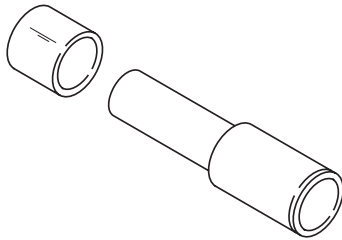
ENGINE (continued) — MANDATORY SERVICE TOOLS

- 1) Piston pin puller
(P/N 529 035 503)



A02B094

- 2) Sleeve kit 18 mm
(P/N 529 035 541)
3) Sleeve kit 20 mm
(P/N 529 035 542)



A01B5A4

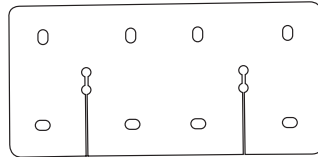
NOTE: 18 mm sleeve kit contains 1 shouldered sleeve and 3 sleeves. 20 mm sleeve kit contains 1 shouldered sleeve and 2 sleeves.

APPLICATION

- 1) All engines.
- 2) 277, 443, 503 and 809 engine.
- 3) 593, 670 and 693 engines.

NOTE: The previous piston pin puller (P/N 529 029 000) can be upgraded by adding protector (P/N 529 035 513) and replacing the expansion sleeve with appropriate sleeve kit.

- Rubber pad
(P/N 529 023 400)



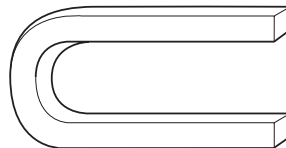
A01B4C4

APPLICATION

All cageless bearing engines.

- Rotary valve circlip tool

- A) (P/N 529 029 100)
B) (P/N 529 020 800)

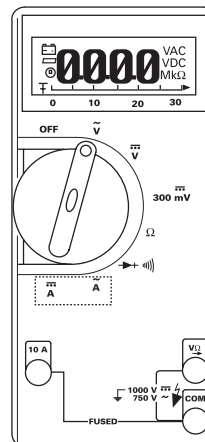


A00C314

APPLICATION

- A) 1994 and on rotary valve engines.
B) Up to 1993 rotary valve engines.

- Multimeter
(P/N 529 035 788)

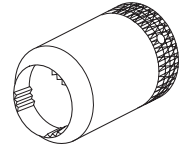


F01B104

APPLICATION

All models.

- Choke/DESS nut tool
(P/N 529 034 600)



A01B554

APPLICATION

All models equipped with a choke and/or a DESS.

NOTE: This tool replaces choke nut tool (P/N 529 032 200).

- 9-volt adaptor
(P/N 529 035 675)



A00B5G4

APPLICATION

All models equipped with a DESS.

- NEW**
Bypass wire kit
(P/N 861 780 600)



A32B0F4

APPLICATION


2002 ZX with 360 W magneto.

Section 01 SERVICE TOOLS AND SERVICE PRODUCTS

Subsection 01 (SERVICE TOOLS)

ENGINE (continued) — MANDATORY SERVICE TOOLS

Homemade adaptor



A00B5J4

Required parts:

- 1) Female housing
(P/N 515 175 245)
- 2) Female terminal (2)
(P/N 409 015 100)
- 3) Female lock
(P/N 515 175 246)
- 4) Male housing
(P/N 409 207 000)
- 5) Male terminal (2)
(P/N 278 000 631)
- 6) Male lock
(P/N 409 207 600)
- 7) RED wire in position 1
(4-wire connector) and B
(3-wire connector)
- 8) BLACK wire in position 2
(4-wire connector) and C
(3-wire connector)

APPLICATION

2001and 2002 Mach Z TECH PLUS.

- 1-2) Programmer kit
(P/N 529 035 718)
- 2) Communication cables
(P/N 529 001 052)



A01B5B5

APPLICATION

All models equipped with a DESS.

ENGINE (continued) — RECOMMENDED SERVICE TOOLS

The following tools are highly recommended to optimize your basic tool kit and reduce repair time.

1-2) Crankshaft bearing puller with screw
(P/N 420 877 635)

A01B547

APPLICATION
All engines.

1) Screw M16 x 1.5 x 150	(P/N 420 940 755)
2) Screw M8 x 40 (4)	(P/N 420 840 681)
3) Screw M8 x 70 (4)	(P/N 420 841 201)
4) Crankshaft protector 247 engine.	(P/N 420 976 890)
5) Crankshaft protector PTO All engines except 247.	(P/N 420 876 552)
6) Crankshaft protector MAG All engines except 247.	(P/N 420 876 557)
7) Puller ring Use with half rings (P/N 420 977 475 or 420 276 025).	(P/N 420 977 490)
8) Half ring (2) For 72 mm O.D. bearings.	(P/N 420 977 475)
9) Half ring (2) For 62 mm O.D. bearings.	(P/N 420 276 025)
10) Puller ring For half rings (P/N 420 977 479).	(P/N 420 977 494)
11) Half ring (2) For 80 mm O.D. bearings.	(P/N 420 977 479)

Section 01 SERVICE TOOLS AND SERVICE PRODUCTS

Subsection 01 (SERVICE TOOLS)

ENGINE (continued) — RECOMMENDED SERVICE TOOLS

Piston circlip installer

- A) (P/N 529 035 561) 18 mm
- B) (P/N 529 035 562) 20 mm



A00B4Y4

APPLICATION

A) All engines except 593, 670, 693 and 793.

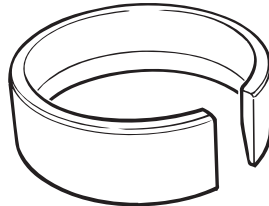
NOTE: This tool replaces circlip installer (P/N 529 016 900).

B) 2001 and older 593, 670 and 693 engines.

NOTE: This tool replaces circlip installer (P/N 290 877 016).

Ring compressor

- A) (P/N 420 876 090) (62 mm)
- B) (P/N 420 876 974) (69.5 mm)
- C) (P/N 420 876 970) (72 mm)
- D) (P/N 420 876 972) (76 mm)
- E) (P/N 420 876 975) (67.5 mm)
- F) (P/N 529 030 800) (78 mm)



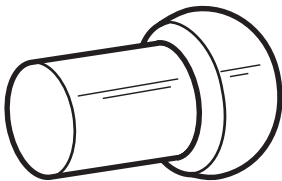
A01B1T4

APPLICATION

- A) 377 engine.
- B) 467 and 494 engines.
- C) 503, 253 and 536 engines.
- D) 582, 583 and 643 engines.
- E) 443 and 447 engines.
- F) 670 engine.

Piston pin/connecting rod bearing centering tool (P/N 529 009 100)

NOTE: New diameter is 9.65 mm (0.380 in).

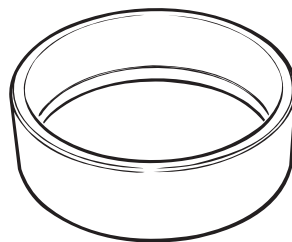


A01B1R4

APPLICATION

All engines except cageless and 670 engines.

Magneto coil centering ring (P/N 420 876 922)



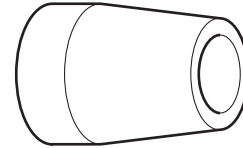
A01B1V4

APPLICATION

All engines with Nippondenso CDI (160 W).

Seal protector sleeve

(P/N 420 276 900)
(MAG)



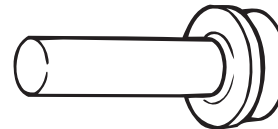
A00C0D4

APPLICATION

247 engine.

Polyamid ring pusher

(P/N 420 276 930)



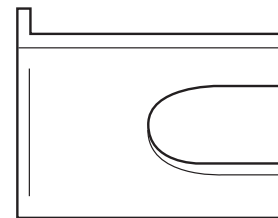
A00C0Z4

APPLICATION

247 engine.

Crankshaft feeler gauge

(P/N 420 876 620)



A00C114

APPLICATION

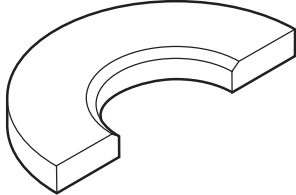
377, 443, 447 and 503 engines.

Section 01 SERVICE TOOLS AND SERVICE PRODUCTS

Subsection 01 (SERVICE TOOLS)

ENGINE (continued) — RECOMMENDED SERVICE TOOLS

Crankshaft distance gauge
(5.7 mm)
(P/N 420 876 822)

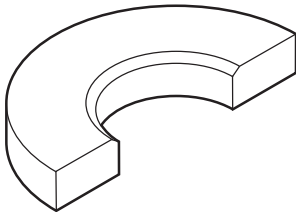


A00C294

APPLICATION

377, 443 and 447 engines.

Crankshaft distance gauge
(12.7 mm)
(P/N 420 876 824)



A00C3A4


APPLICATION

503 engine.

Cylinder aligning tool

A) (P/N 420 876 904)
(on exhaust side)

B) (P/N 420 876 171)
(on intake side)



A00B084

APPLICATION

A) 2-cylinder liquid cooled engines.
B) 2-cylinder fan cooled engines.

Driver tool
(P/N 529 035 521)

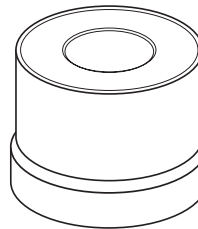


A00B404

APPLICATION

Mini Z.

Attachment
(P/N 529 035 522)

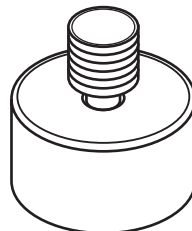


A00B4P4

APPLICATION

Mini Z.

Pilot 22 mm
(P/N 529 035 523)

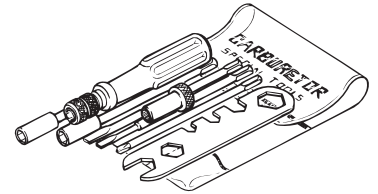


A00B4Q4

APPLICATION

Mini Z.

Carburetor tool kit
(P/N 404 112 000)



A00B2F4

APPLICATION

All models.

Adaptor
(P/N 529 033 800)

(TYPICAL)

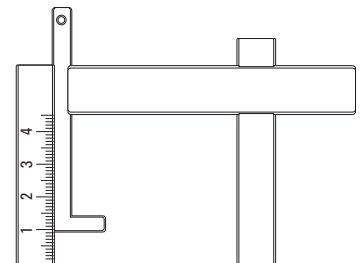


A00B4H4

APPLICATION

1997 and 1998 Grand Touring SE
1998 Summit x 670.

Float level gauge
(P/N 529 035 520)



A00B4N4

APPLICATION

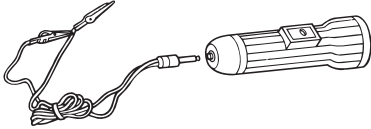
All models.

Section 01 SERVICE TOOLS AND SERVICE PRODUCTS

Subsection 01 (SERVICE TOOLS)

ENGINE (continued) — RECOMMENDED SERVICE TOOLS

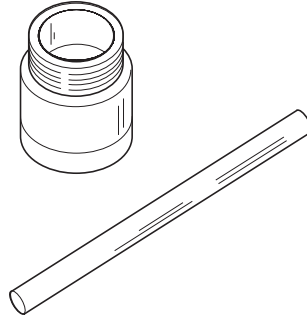
Circuit tester
(continuity light)
(P/N 414 012 200)



A00C214

APPLICATION
All vehicles.

RAVE movement indicator
(P/N 861 725 800)



A18B014

APPLICATION
All RAVE equipped engines.

Magneto puller
(P/N 420 976 235)



F01B294

APPLICATION
247 engine.

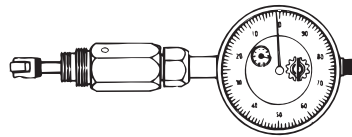
Stroboscopic timing light
(P/N 529 031 900)



A00B4F4

APPLICATION
All engines.


Dial indicator
(TDC gauge)
(P/N 414 104 700)



A00B4E4

APPLICATION
All engines.

Injection pump gear holder
(P/N 420 876 695)



A00B314

APPLICATION
253, 377, 447 and 503 engines.

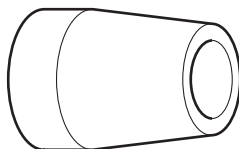
Bypass wires
(P/N 529 033 300)



A00I094

APPLICATION
F and CK3 Grand Touring 700/SE
with 360 W magneto.

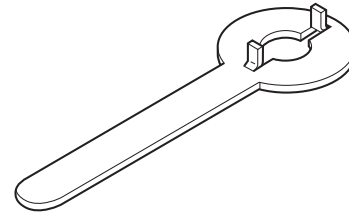
Seal protector sleeve
A) (P/N 420 876 980)
B) (P/N 420 876 490)



A00C0D4

APPLICATION
A) Rotary valve engines with 10 mm
shaft.
B) Rotary valve engines with 12 mm
shaft.

Injection pump gear holder
(P/N 420 277 905)



A00C164

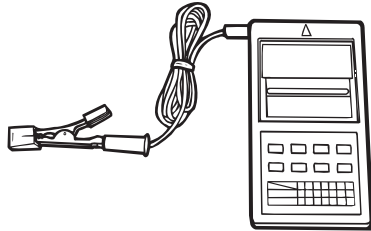
APPLICATION
All liquid cooled engines.

Section 01 SERVICE TOOLS AND SERVICE PRODUCTS

Subsection 01 (SERVICE TOOLS)

ENGINE (continued) — RECOMMENDED SERVICE TOOLS

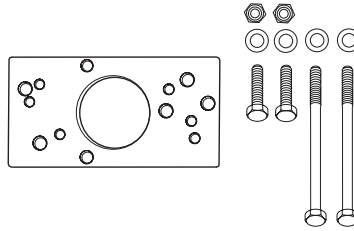
Digital/induction type tachometer
(P/N 529 014 500)



F01B1G4

APPLICATION
All engines.

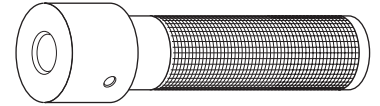
Base puller plate kit
(P/N 529 024 900)



A05C0M4

APPLICATION
277 engine.

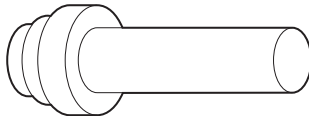
Handle for insertion jig
(P/N 420 877 650)



A00C3V4

APPLICATION
454, 494, 599, 670, 699, 779 and 809 engines.

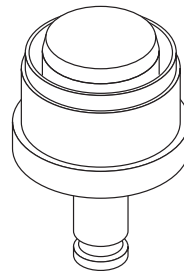
MAG seal pusher
(P/N 420 277 875)



A00C0V4

APPLICATION
277 engine.

Insertion jig
(magneto side seal)
(P/N 420 876 516)



A00C3T4

APPLICATION
779 engine.

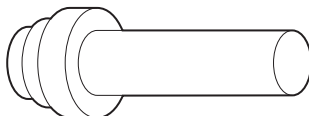
Exhaust spring installer/remover
(P/N 529 035 559)



A00C3S4

APPLICATION
All models except CK3 series.
NOTE: This tool replaces exhaust spring installer/remover (P/N 529 028 100).

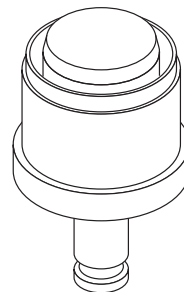
PTO seal pusher
(P/N 420 876 660)



A00C0V4

APPLICATION
277 engine.


Insertion jig
(magneto seal)
(P/N 420 876 514)



A00C3U4

APPLICATION
454, 494, 599, 670, 699 and 809 engines.

Rotary valve seal and shaft pusher
(P/N 420 876 605)



A00C0Y4

APPLICATION
Rotary valve engines 1990 models and older.

Section 01 SERVICE TOOLS AND SERVICE PRODUCTS

Subsection 01 (SERVICE TOOLS)

ENGINE (continued) — RECOMMENDED SERVICE TOOLS

Seal pusher (rotary valve)
(P/N 420 876 510)



A00C374

APPLICATION

All rotary valve shaft seals with a
12 mm I.D.

Rotary valve shaft pusher
(P/N 420 876 610)



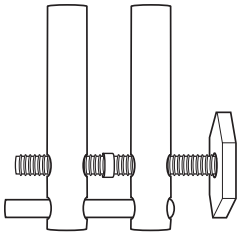
A00C0F4

APPLICATION

All rotary valve engines with 12 mm
shaft.

Large hose pincher
(P/N 529 032 500)

(TYPICAL)



F01B234

APPLICATION

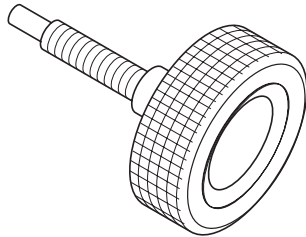
All vehicles.

Section 01 SERVICE TOOLS AND SERVICE PRODUCTS

Subsection 01 (SERVICE TOOLS)

TRANSMISSION — MANDATORY SERVICE TOOLS

Driven pulley opening tool
(P/N 529 017 200)




A00A1A4

APPLICATION

All non-RER models.

Forks (3)
(P/N 529 005 500)



A16B014

APPLICATION

All vehicles equipped with a TRA drive pulley.

Drive pulley puller
(P/N 529 025 000)

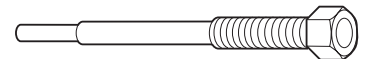


A29B034

APPLICATION

Skandic LT 2001-2002.

Drive pulley puller
(P/N 529 002 100)
(standard threads)



A00C084

APPLICATION

Square shaft, standard (SAE) threads.

Clutch holder
(P/N 529 006 400)



A01B154

APPLICATION

All TRA drive pulleys.

Tapered tool
(P/N 529 035 826)

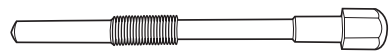


A32B0M4

APPLICATION

Skandic LT 2001-2002.

TRA drive pulley puller
(P/N 529 022 400)

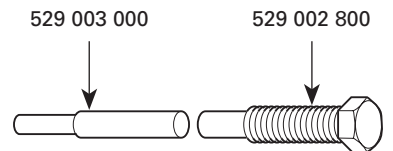


A06B014

APPLICATION

TRA drive pulley for the 454, 494, 599, 670, 699, 779 and 809 engines.

Drive pulley puller
(P/N 860 414 200)
(square shaft metric)
Consists of:




A00C095

APPLICATION

Square shaft, metric threads drive pulley.

TRA drive pulley puller
(P/N 529 007 900) (25 mm)




A18B044

APPLICATION

TRA drive pulley for 443, 467, 503, 536 and 537 engines.

Spider tool
(P/N 529 025 200)



A32B0N4

APPLICATION

Skandic LT 2001-2002.

Section 01 SERVICE TOOLS AND SERVICE PRODUCTS

Subsection 01 (SERVICE TOOLS)

TRANSMISSION (continued) — MANDATORY SERVICE TOOLS

Transmission alignment bar

- A) (P/N 529 026 900)
- B) (P/N 529 030 000)
- C) (P/N 529 035 586)
- D) (P/N 529 026 700)
- E) (P/N 529 035 530)
- F) (P/N 529 031 000)
- G) (P/N 529 035 527)
- H) (P/N 529 035 572)
- I) (P/N 529 035 594)



A01B4D4

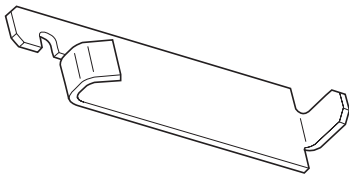
APPLICATION

- A) Tundra II LT/R.
- B) S-Series with Bombardier Lite.
- C) S-Series with Bombardier Lite and RER.
- D) F-Series, S-Series and ZX series with TRA.
- E) S-Series with TRA and RER.
- F) Skandic WT LC/SWT.
- G) CK3 series except 1998 Mach Z series.
- H) 1998 Mach Z series.
- I) CK3 series with RER.

Spring scale hook (long)

- A) (P/N 529 006 500)
- B) (P/N 529 030 900)
- C) (P/N 529 035 557)

(TYPICAL)

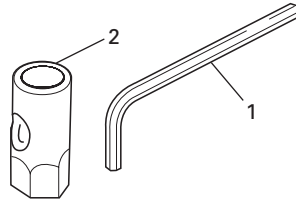


A00B4A4

APPLICATION

- A) Tundra II LT.
- B) F-Series and S-Series (1995 and newer).
- C) CK3 without RER.

Drive belt tension adjuster tool
(P/N 529 008 700)



A15B044

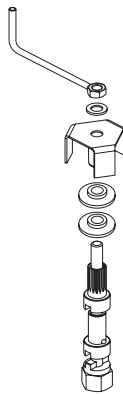
Parts included:

- 1) Hexagonal wrench (P/N 420 876 730).
- 2) Socket wrench (P/N 529 015 000).

APPLICATION

All vehicles except Élan, Tundra II and Skandic WT.

Pulley spring compressor
(P/N 529 035 524)




A02D1P4

APPLICATION

All models.

NOTE: This tool has Acme threads and replaces spring compressor (P/N 529 018 600).

Driven pulley spring compressor
(P/N 529 035 300)



A05B034

APPLICATION

Tundra R.

Tension tester
(P/N 414 348 200)



A00C074

APPLICATION

All models.

Countershaft bearing installer
(P/N 529 030 200)



A00A194

APPLICATION

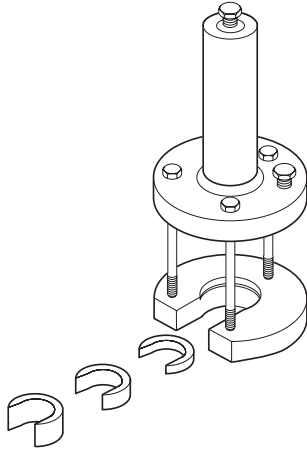
S-Series and F-Series.

Section 01 SERVICE TOOLS AND SERVICE PRODUCTS

Subsection 01 (SERVICE TOOLS)

TRANSMISSION (continued) — MANDATORY SERVICE TOOLS

Countershaft bearing remover
(P/N 529 030 100)

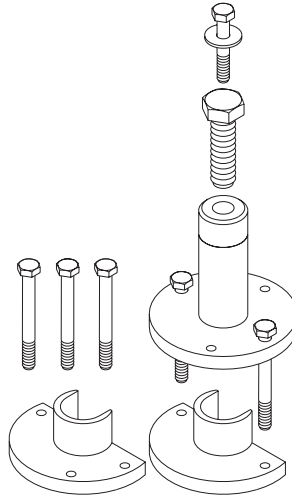


A00A274

APPLICATION

S-Series and F-Series.

Countershaft bearing
remover/installer
(P/N 529 035 699)



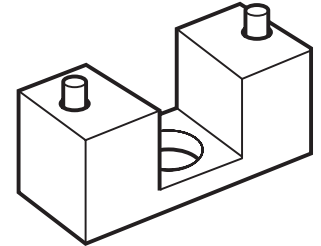
A00B5K4

APPLICATION

ZX and CK3 Series.

NOTE: This tool replaces CK3 series countershaft bearing remover/installer (P/N 529 035 554).

Spring cover tool
(P/N 529 027 300)



A01B4M4

APPLICATION

Bombardier Lite drive pulley.

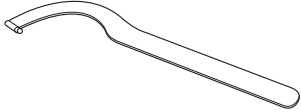
Section 01 SERVICE TOOLS AND SERVICE PRODUCTS

Subsection 01 (SERVICE TOOLS)

TRANSMISSION (continued) — RECOMMENDED SERVICE TOOLS

The following tools are highly recommended to optimize your basic tool kit and reduce repair time.

Clutch holder
(P/N 529 027 600)




A02B034

APPLICATION

Bombardier Lite drive pulley.

Drive pulley puller
(P/N 529 031 400)



A18B044

APPLICATION

Bombardier Lite drive pulley, except Élan.

Driven pulley opening tool
(P/N 529 035 501)



A03D2P4

APPLICATION

S and CK3 series with RER.

NOTE: This tool replaces driven pulley opening tool (P/N 529 019 500).

Driven pulley opening tool
(P/N 529 034 200)

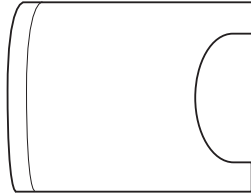


A05B044

APPLICATION

Tundra R.

Alignment tool
(P/N 420 476 010)




A00C1D4

APPLICATION

Skandic WT and Alpine II gearbox.

Countershaft bearing installer
(P/N 529 018 800)

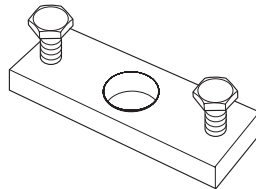


A00A194

APPLICATION

PRS chassis.

Cam pusher
(P/N 529 012 900)

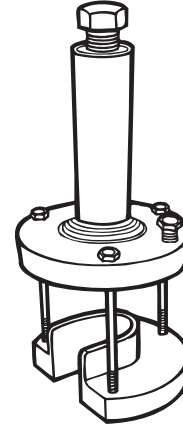


A18B064

APPLICATION

Tundra II LT.

Countershaft bearing remover
(P/N 529 018 700)



A00A164

APPLICATION

PRS chassis.

NEW
Countershaft bearing remover
(P/N 529 035 812)



A29B024

APPLICATION

Skandic LT.

Section 01 SERVICE TOOLS AND SERVICE PRODUCTS

Subsection 01 (SERVICE TOOLS)

TRANSMISSION (continued) — RECOMMENDED SERVICE TOOLS

NEW

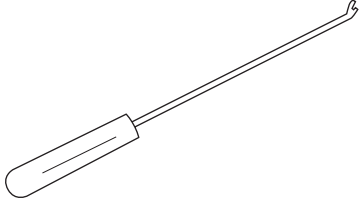
Countershaft bearing installer
(P/N 529 035 815)



A00A194

APPLICATION
Skandic LT.

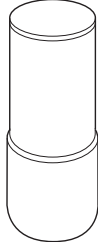
Transmission adjuster
(P/N 529 028 500)



A00D0X4

APPLICATION
F-Series equipped with "twist shifter" reverse transmission.

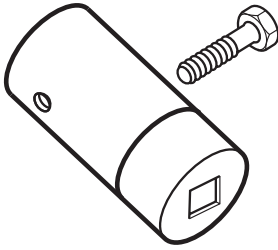
Burnishing bar
(P/N 529 026 402)



A00B464

APPLICATION
Tundra II LT, Safari L and Skandic.

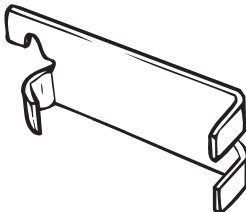
Drive pulley puller
(P/N 529 023 100)



A00C3J4

APPLICATION
Élan.

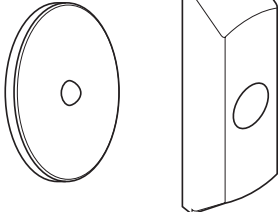
Spring scale hook (long)
(P/N 529 015 200)



A01B514

APPLICATION
1994 models and older except Alpine II.


Large bushing extractor
(P/N 529 031 100)



A00B414

APPLICATION
Formula type driven pulley.
NOTE: Use this tool only with former puller (P/N 529 018 600) that has regular threads.

Transmission ball mounting pin
(P/N 420 476 020)




A00C1C4

APPLICATION
Alpine II 3-speed gearbox.

Alignment bar

- A) (P/N 529 025 600)
- B) (P/N 529 028 200)
- C) (P/N 529 028 300)
- D) (P/N 529 026 800)
- E) (P/N 529 031 000)
- F) (P/N 529 035 808)



A01B4D4

APPLICATION

- A) PRS chassis.
- B) Alpine II.
- C) Élan.
- D) Safari L.
- E) Skandic WT 1996.
- F) Skandic LT.

Section 01 SERVICE TOOLS AND SERVICE PRODUCTS

Subsection 01 (SERVICE TOOLS)

TRANSMISSION (continued) — RECOMMENDED SERVICE TOOLS

Bushing extractor/installer
(P/N 529 031 300)

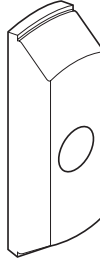


A01B5G4

APPLICATION

TRA drive pulley spring cover with replaceable bushing.

Large bushing extractor
(P/N 529 035 575)




A02D1Q4

APPLICATION

LPV 27 driven pulley.

NOTE: Use this tool only with new puller (P/N 529 035 524) that has Acme threads and support plate included with extractor (P/N 529 031 100).

Chaincase seal pusher
(P/N 529 035 584)



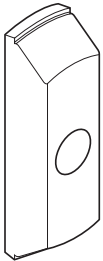
A00B504

APPLICATION

S, F, CK3 and ZX series.

NOTE: This tool replaces chaincase upper seal pusher (P/N 529 032 300).

Large bushing extractor
(P/N 529 035 576)



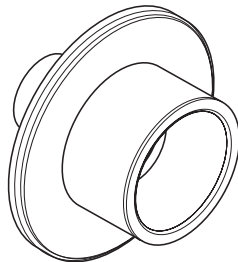
A02D1Q4

APPLICATION

Formula type driven pulley.

NOTE: Use this tool only with new puller (P/N 529 035 524) that has Acme threads and support plate included with extractor (P/N 529 031 100).

Large bushing installer and small bushing extractor
(P/N 529 031 200)




A00B4J4

APPLICATION

All models except Tundra/R, Skandic WT/SWT/WT LC and S-Series with RER.

TRA drive pulley puller (27 mm)
(P/N 529 010 100)



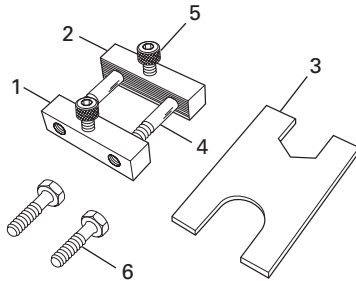
A18B044

APPLICATION

TRA drive pulley (27 mm) shaft except 454, 670 and 779 engines.

TRANSMISSION (continued) — RECOMMENDED SERVICE TOOLS

Drive axle sprocket adjuster
(P/N 861 725 700)



A01B204

Parts included in the kit:


- 1) Block with threads
(P/N 529 010 700)
- 2) Block without threads
(P/N 529 010 800)
- 3) Plate
(P/N 529 010 600)
- 4) Bolt M10 (2)
(P/N 222 007 565)
- 5) Allen screw M8 (2)
(P/N 222 983 065)
- 6) Screw M8 (2)
(P/N 222 082 565)

NOTE: When the tool is to be used between tunnel and sprocket use screws M8.

APPLICATION

All vehicles except Élan.

Transmission adjuster
(P/N 529 030 300)



A03D1T4

APPLICATION

Vehicles equipped with "push-pull shifter" reverse transmission.

Section 01 SERVICE TOOLS AND SERVICE PRODUCTS

Subsection 01 (SERVICE TOOLS)

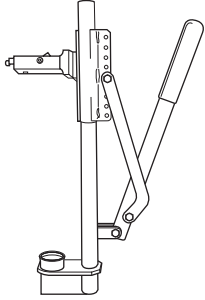
SUSPENSION — MANDATORY SERVICE TOOLS

Shock spring removal kit

(P/N 529 035 504)

Replacement clevis pin:

(P/N 414 528 400)



A01B404

APPLICATION

All suspensions with coil spring.

NOTE: The previous shock spring removal kit (P/N 529 027 100) can be upgraded by replacing the stopper with a wider stopper (P/N 529 035 551).

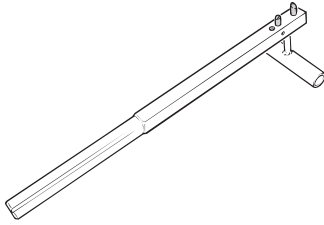
Section 01 SERVICE TOOLS AND SERVICE PRODUCTS

Subsection 01 (SERVICE TOOLS)

SUSPENSION (continued) — RECOMMENDED SERVICE TOOLS

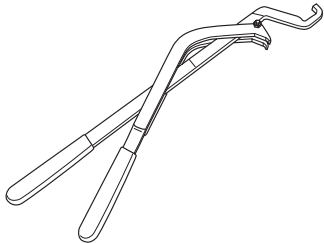
- A) Track cleat remover
(P/N 529 008 200)
Pins
(P/N 529 008 204)

NOTE: Pins can be rotated 180° depending on whether the tool is used by a left-hander or right-hander.



A01B1J4

- B) Track cleat remover
(P/N 529 028 700)



A01F224

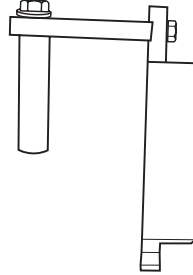
APPLICATION

- A) 1993 and older.
B) 1994 and newer except Élan and Tundra II.

- Camber angle tool
(P/N 529 021 600)

NOTE: Angle finder with a magnetic base must be used.

Suggestion: K-D tool no. 2968

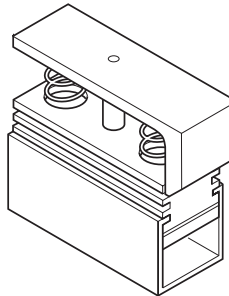


A06B024

APPLICATION

All DSA front suspensions.

- Track tension gauge
(P/N 529 021 500)



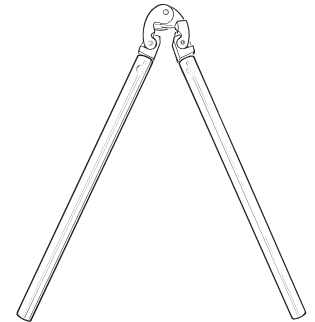
A00B3X4

APPLICATION

All models except Élan.

- Track cleat installer

- A) (P/N 529 008 500)
Narrow
B) (P/N 529 028 800)
Narrow
C) (P/N 529 007 700)
Wide



A01B1M4

APPLICATION

- A) 1993 and older.
B) 1994 and newer.
C) 1992 and older with wide cleat opening.

- Dome guide

- A) (P/N 529 026 500)
B) (P/N 529 035 728)



A06F1B4

APPLICATION

- A) C-36 T/A shocks.
B) C-46 T/A shocks.

Section 01 SERVICE TOOLS AND SERVICE PRODUCTS

Subsection 01 (SERVICE TOOLS)

SUSPENSION (continued) — RECOMMENDED SERVICE TOOLS

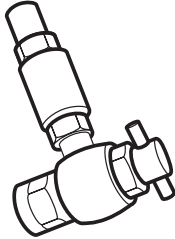
Shock wrench
(P/N 529 035 727)



A00F224

All T/A shocks

Gas shock valve tool
(tire valve type)
(P/N 529 035 570)

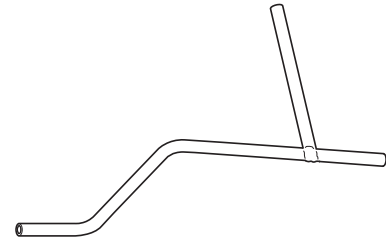


A02F134

APPLICATION

1999 and older T/A shocks and some 2000 and up T/A shocks.

Spring installer (bar)
(P/N 529 005 000)



A00C114

APPLICATION

Tundra II LT, Scout and all SC-10 suspensions.

NEW


HPG shock holding tool
(P/N 529 035 769)



A01B5H4

All HPG shocks

Tool for shock (needle type)
(P/N 529 035 614)

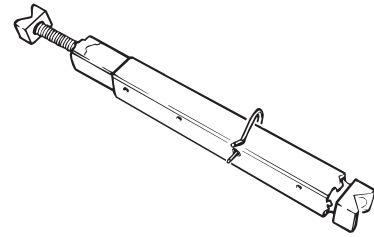


A00B514

APPLICATION

Most 2000 and up T/A shocks.

Drive axle holder
(P/N 529 007 200)

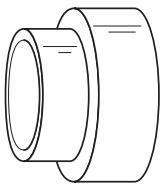


A01B1E4

APPLICATION

All models.

Piston guide
A) (P/N 529 026 600)
B) (P/N 529 035 608)

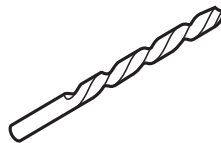


A06F1C4

APPLICATION

A) C-36 T/A shocks.
B) C-46 T/A shocks.

Drill bit
(P/N 529 031 800)

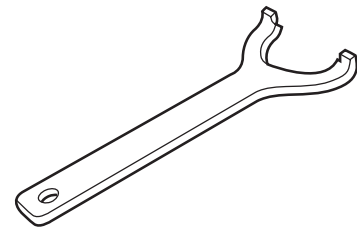


A01B564

APPLICATION

All 3/16 inch rivets.

Kayaba shock adjustment tool
(P/N 529 035 582)



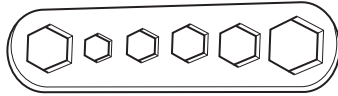
A00A1K4

APPLICATION

C-7 suspension.

SUSPENSION (continued) — RECOMMENDED SERVICE TOOLS

Hexagonal wrench
(P/N 529 014 700)



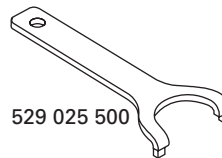
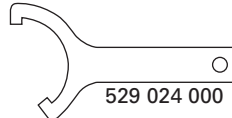
A19B024

APPLICATION

All SC-10 suspensions, Safari and Skandic prior to 1995.

Adjustment wrench
(P/N 861 743 900)

Consists of:




A00B4B4

APPLICATION

1998 and older models with T/A shock.

Suspension adjustment wrench
(P/N 529 017 100)



A15B094

APPLICATION

1992 and old Formula C-7.

Suspension adjustment wrench
(P/N 529 032 900)



A02F114

APPLICATION

ARM and SC 10 II suspensions.

Adjustment wrench
(P/N 520 000 126)



A00B5H4

APPLICATION

SC-10 II (coupling blocks).

Suspension adjustment wrench
(P/N 529 034 100)



A02F124

APPLICATION

CK3 series.

Section 01 SERVICE TOOLS AND SERVICE PRODUCTS

Subsection 01 (SERVICE TOOLS)

VEHICLES — RECOMMENDED SERVICE TOOLS

Protective mat
(P/N 529 030 600)

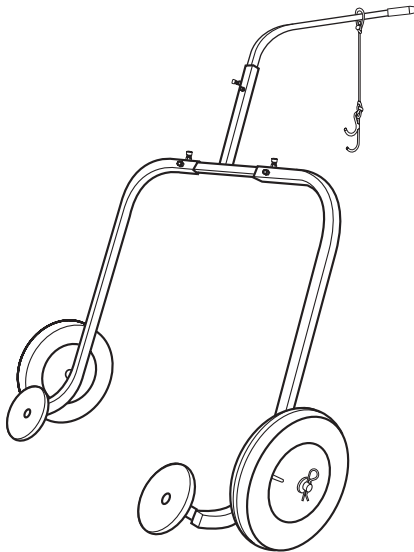


A01B45W

APPLICATION

All vehicles.

Dolly
(P/N 529 029 900)

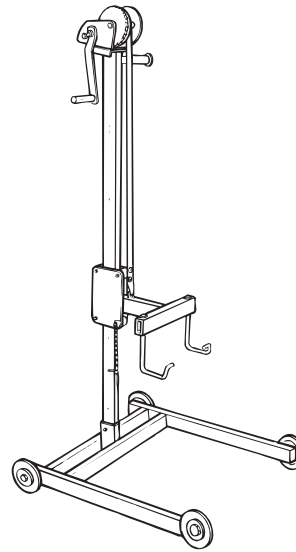


A00B4CJ

APPLICATION

All models.

Snowmobile jack
(P/N 529 020 000)



A01A1JJ

APPLICATION

All models.

Section 01 SERVICE TOOLS AND SERVICE PRODUCTS

Subsection 01 (SERVICE TOOLS)

VEHICLES (continued) — RECOMMENDED SERVICE TOOLS

Template for hood drilling
(P/N 529 034 400)



A02H154

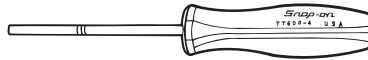
APPLICATION

S-Series.

NOTE: To drill new hood prior to install meters.

Terminal (Packard) remover
Not sold by Bombardier

Snap-on
TT 600-4

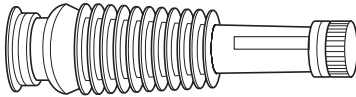


F01B1J4

APPLICATION

Models with Packard connectors.

Flexible spout for oil container
(P/N 414 837 300)




F04B044

APPLICATION

All models.

Crimping tool
(P/N 295 100 164)

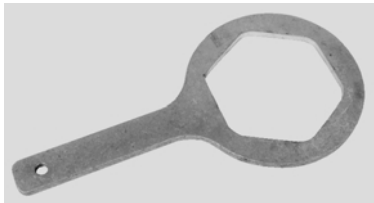


F00B0E4

APPLICATION

Models with AMP connectors.

Adjustment wrench
(P/N 529 035 603)

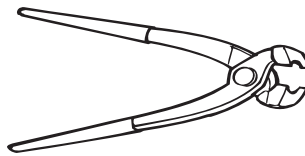


A32B044

APPLICATION

To remove and install fuel tank nut on ZX series.

Hose clamp pliers
(P/N 295 000 070)



F01D174

APPLICATION

Some models.

SERVICE PRODUCTS

MANDATORY SERVICE PRODUCTS

Retaining compound
(P/N 413 703 100)
Loctite® RC/609:
Retaining compound (10 mL)
(green)



A00B2S4

APPLICATION

Used for retaining bushings, bearings in slightly worn housing or on shaft.

Paste gasket
(P/N 413 702 700)
Loctite® 515:
Gasket eliminator (50 mL)



A00B2T4

APPLICATION

Crankcase halves and gearbox mating surfaces.

Medium-strength threadlocker
(P/N 293 800 060)

Loctite® 243:
Threadlocker (10 mL)
(blue, medium strength)



F00A004

APPLICATION

Flywheel nut, crankcase studs, etc.
NOTE: This product replaces Loctite 242 (P/N 293 800 015).

Sealing compound
(P/N 420 297 906)
(30 mL)



A00B564

APPLICATION

To seal crankcase on all ZX series engines.

NOTE: This product replaces the larger tube (P/N 420 297 905).

Paste gasket
(P/N 293 800 038)
Loctite® 518:
Gasket eliminator (50 mL)



F01B124

APPLICATION

Crankcase halves and gearbox mating surfaces.

High strength threadlocker
(P/N 293 800 005)

Loctite® 271:
Threadlocker (10 mL)
(red, high strength)



A00B2U4

APPLICATION

Fasteners and studs up to 25 mm (1 in) diameter.

Section 01 SERVICE TOOLS AND SERVICE PRODUCTS

Subsection 02 (SERVICE PRODUCTS)

MANDATORY SERVICE PRODUCTS (continued)

Gasket/paint remover
(P/N 413 708 500)
Loctite® Chisel
510 g (18 oz)



A00B574

APPLICATION

Clean mating surfaces of cylinders and crankcase. Remove carbon in combustion chambers.

Loctite® primer
(P/N 293 800 041)
Primer N
128 g (5 oz)



A00B3N4

APPLICATION

To prepare mating surfaces before applying paste gasket, retaining compound or threadlockers.

NOTE: Only the P/N has been changed. This product is identical to the P/N 413 708 100.

Molykote PG 54
(P/N 420 899 763)
(10 g)



A00B5F4

APPLICATION

To lubricate pawl and pawl lock of rewind starter.

Molykote G-n paste
(P/N 711 297 433)
(50 g)

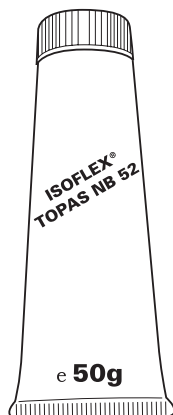


A00B5P4

APPLICATION

To lubricate RAVE valve stem on engine with oil seal in RAVE housing.

Grease Isoflex
(P/N 293 550 021)
(50 g)



A00B554

APPLICATION

To lubricate some crankshaft bearings on some engines.

Petamo grease
(P/N 420 899 271)



A00B584

APPLICATION

To lubricate lip of all ZX series engine crankshaft seals.

Section 01 SERVICE TOOLS AND SERVICE PRODUCTS

Subsection 02 (SERVICE PRODUCTS)

RECOMMENDED SERVICE PRODUCTS

Premix oil
(P/N 413 803 100)
(12 x 500 mL)



A00B5L4

APPLICATION
All pre-mix models.

BOMBARDIER injection oil
(P/N 413 802 900)
(12 x 1 liter)
(P/N 413 803 000)
(3 x 4 liter)
(P/N 413 803 200)
(205 liter)



F01B2H4

APPLICATION
All engines.

BOMBARDIER FORMULA XP-S II
synthetic injection oil
(P/N 293 600 245)
(12 x 1 liter)
(P/N 293 600 246)
(3 x 4 liter)
(P/N 293 600 247)
(205 liter)

APPLICATION

All engines.

NOTE: This synthetic injection oil replaces XP-S and XP-S DI injection oils.

Premixed coolant 50/50 - 37°C
(- 35°F)
(P/N 293 600 038)
(16 x 1 L)

APPLICATION

All liquid cooled models.

NOTE: This product replaces pre-mixed coolant (P/N 413 711 802).

Storage oil
(P/N 413 711 600)
(350 g spray can) (12 x 350 g)



A02B054

APPLICATION

All models.

NOTE: Only the P/N has been changed. This product is identical to the P/N 496 014 100.

Fuel stabilizer
(P/N 413 408 600)
(12 x 8 oz)



A00B3V4

APPLICATION
All models.

Chaincase oil
(P/N 413 801 900)
(16 x 250 mL)



A00B2R4

APPLICATION

Chaincase lubricant on all fan-cooled models except Skandic WT series.

Section 01 SERVICE TOOLS AND SERVICE PRODUCTS

Subsection 02 (SERVICE PRODUCTS)

RECOMMENDED SERVICE PRODUCTS (continued)

Synthetic chaincase oil
(P/N 413 803 300)
(12 x 355 mL)



A01B4Q4

APPLICATION

Chaincase lubricant on all liquid-cooled models and Skandic WT series.

BOMBARDIER LUBE
(P/N 293 600 016)
(12 x 14 oz)



A00B4W4

APPLICATION

Steering ball joints on all models.

Anti-seize lubricant
(P/N 293 800 070)
Loctite anti-seize
lubricant 236 mL (8 oz)



A00B594

APPLICATION

Mounting surfaces of driven pulley and brake disc on countershaft.

Grease LMZ no. 1
(P/N 413 707 500)
(400 g)



A00B1Y4

APPLICATION

Mainly used between regulators or rectifiers and frame to transfer the heat build-up and to assure a good ground.

Shock oil
(P/N 293 600 035)
(32 oz)

(TYPICAL)



A02F154

APPLICATION

T/A shocks.

Molykote 111
(P/N 413 707 000)



A00B3W4

APPLICATION

Crankshaft seals on all engines except ZX series ones.

Synthetic grease
(P/N 413 711 500)
(400 g)



A01B574

APPLICATION


For front and rear suspension components and drive axle bearing.

Section 01 SERVICE TOOLS AND SERVICE PRODUCTS

Subsection 02 (SERVICE PRODUCTS)

RECOMMENDED SERVICE PRODUCTS (continued)

Silicone dielectric grease
(P/N 293 550 004)
(3 oz)



A00B1X4

APPLICATION

On all electric connections. High tension coil and spark plug connections. Connector housings, etc.

NOTE: Only the P/N has been changed. This product is identical to the P/N 413 701 700.

Pulley flange cleaner
(P/N 413 711 809)
(320 g)

APPLICATION

Engine crankcase joining surfaces, pulleys and any greasy surfaces.

Heavy duty cleaner
(P/N 293 110 001)
(400 g)
(P/N 293 110 002)
(4 L)

APPLICATION

All models.

Plastic & vinyl cleaner
(P/N 413 711 200)
(6 x 1 L)



A00B4V4

APPLICATION

Hood, bottom pan and seat.

High temperature and strength retaining compound
(P/N 413 711 400)
Loctite 648 (5 mL)
(green)



A00B3D4

APPLICATION

To fasten oil injection nozzle to crankcase.

NOTE: Only the P/N has been changed. This product is identical to the P/N 420 899 788.

Pipe sealant
(P/N 293 800 018)
Loctite 592 (50 mL)



A00B2W4

APPLICATION

Engine plugs and senders.

NOTE: Only the P/N has been changed. This product is identical to the P/N 413 702 300.

Clear silicone
(P/N 293 800 033)



F01B1S4

APPLICATION

All models to seal bottom pan.

High temperature RTV sealant
(P/N 293 800 090)
Ultra Copper
(80 mL)



A00B5A4

APPLICATION

All models.

NOTE: Only the P/N has been changed. This product is identical to the P/N 413 710 300.

Section 01 SERVICE TOOLS AND SERVICE PRODUCTS

Subsection 02 (SERVICE PRODUCTS)

RECOMMENDED SERVICE PRODUCTS (continued)

Instant gasket
(P/N 293 800 088)
(7 oz)



A02B0C4

APPLICATION

All models.

General purpose instant adhesive
(P/N 293 800 021)
Loctite 495 (3 g)



A00B2V4

APPLICATION

Rubber to metal bonding and most hard plastic.

NOTE: Only the P/N has been changed. This product is identical to the P/N 413 703 200.

Tough adhesive
(P/N 413 408 300)
Loctite Black Max
3 mL (.10 oz)



A00B3P4

APPLICATION

Shifter boot or grip.

RTV silicone sealant
(P/N 293 800 066)
Loctite 5900 (300 mL)



A02B0B4

APPLICATION

Tundra R chaincase cover.

Gel instant adhesive
(P/N 413 708 300)
Loctite 454-40
20 g (.70 oz)




A00B3O4

APPLICATION

Isolating foam and rubber strip.

Paint for frame touch-up
(P/N 413 401 000)
Black semi-gloss
(spray can)



A00B3H4

APPLICATION

All models with a black frame.