

SAFETY RECALL NOTICE



BOMBARDIER *RECREATIONAL PRODUCTS*

Bombardier Inc.

565 de la Montagne
Valcourt, Québec, Canada J0E 2L0
Telephone 1(450) 532-2211
Fax 1(450) 532-5032
<http://www.recreation.bombardier.com>

Date: October 5, 2001

Dear Dealer/Distributor,

Certified Mail

This notice is sent to you in accordance with the requirements of the Federal Regulations and other applicable laws.

What is the reason for this notice?

In cooperation with the U.S. Consumer Product Safety Commission, Bombardier Recreational Products and Bombardier Motor Corporation of America are conducting a voluntary safety recall of certain 2002 Ski-Doo® MX® Z 600R and Ski-Doo MX Z 500 snowmobiles.

What is the problem?

It is possible that carburetors on some of the 2002 MX Z 600R (model 1907) and 2002 MX Z 500 (models 1946 and 1947) snowmobiles may be missing parts. In some circumstances, it may lead to throttle slide sticking in open position, posing a risk of personal injury.

What will Bombardier do?

As a result, Bombardier will be sending the attached Safety Recall letter to all known registered owners of the listed snowmobiles. This letter urges that the owners contact their authorized Bombardier Ski-Doo dealer in order to have the vehicle inspected and, if necessary, repaired.

What should you do?

1. Do not sell/deliver or use any MX Z 600R (model 1907) or MX Z 500 (models 1946 or 1947) you have in stock until you have performed an inspection and, if necessary, replaced the carburetors.
2. Follow the step by step procedures for inspecting and, if necessary, replacing the carburetors. *Safety Campaign Bulletin* No. 2002-1 provides instructions. (see attachment)
3. In addition, we strongly urge that you personally contact any concerned owner to whom you have sold a MX Z 600R (model 1907) or a MX Z 500 (models 1946 and 1947) and request that he/she immediately cease further use of the vehicle and bring the vehicle to your dealership for carburetor inspection and, if necessary, replacement. Free of Charge.

If you have questions.

If you have questions about this notice, please call 1-800-366-6992 (USA) or 1-800-361-9980 (Canada).

We apologize for any inconvenience this may cause you. Thank you for your immediate attention to this matter.

Sincerely,

René Quenneville
After Sales Service Department
Bombardier Recreational Products

Please route to :

	Init.
<input type="checkbox"/> Service	<input type="checkbox"/>
<input type="checkbox"/> Sales	<input type="checkbox"/>
<input type="checkbox"/> Parts	<input type="checkbox"/>



**SAFETY
CAMPAIGN**

SNOWMOBILES

W
WARRANTY
Bulletin

⚠ WARNING: All involved customers must be notified, all involved units must be corrected as per instructions herein.

Campaign
no. 2002-0001

No. **2002-1**

Date: October 5, 2001

SUBJECT: Carburetor Replacement

YEAR	MODEL	MODEL NUMBER	SERIAL NUMBER
2002	MX Z 600 R	1907	See annex A
2002	MX Z 500	1946	See annex B
2002	MX Z 500	1947	See annex C

PROBLEM

Carburetors that were supplied by our supplier may be missing some parts. This parts omission may lead to throttle slide sticking.

SOLUTION

On involved units, replace the carburetors on vehicles equipped with carburetors identified with a white dot on carburetor covers.


PARTS REQUIRED

DESCRIPTION	PART NUMBER	QTY
Carburetors assembly (for 1907 model)	403 138 700	1
Carburetors assembly (for 1946 and 1947 models)	403 138 701	1

Parts will be available as of october 9, 2001.

PROCEDURE

Check for a white dot on carburetor covers.



1. White dot

NOTE: If a gold dot is found, there is **NO NEED TO CHANGE** carburetor on this vehicle.


Otherwise, remove air intake silencer.

Remove throttle cables.

Place a rag under carburetors to absorb coolant and fuel.

Install hose pinchers on fuel lines and remove fuel lines from carburetors.

Install hose pinchers on coolant hoses and remove coolant hoses from carburetors.



1. Fuel intake hoses
2. Throttle cables
3. Coolant hoses

Unscrew gear clamps and remove carburetors. Replace with new carburetors.

Reinstall fuel lines, coolant hoses and cables.

Remove hose pinchers.

Remove rag.

NOTE: Dispose of rag as per your local state or province laws and regulations.

Adjust carburetors. Refer to appropriate *Ski-Doo Shop Manual* for proper TM type carburetor adjustment procedure.

Reinstall air intake silencer.

WARRANTY

Complete a warranty claim form using the following information.

Inspection

Campaign Number	2002-0001
Claim Type	07
Expiration Date	September 19, 2002
Flat Rate Time	0.2 hour

Carburetor Replacement

Campaign Number	2002-0001
Claim Type	07
Expiration Date	September 19, 2002
Flat Rate Time	0.4 hour

For claiming procedure, refer to the *Dealer Warranty Guide*.

NOTE: On Warranty Form, check the appropriate boxes to notify that inspection and/or replacement have been done.

Parts Return

Dealers are requested to return replaced carburetors to support their claims.

Canadian Dealers, return to:

Bombardier Inc.,
Recreational Products,
Warranty Parts Inspection Center,
565 de la Montagne,
Valcourt (Québec)
J0E 2L0

USA Dealers, return to:

Bombardier Motor Corporation of America,
c/o Warranty Department,
P.O. Box 8006,
7575 Bombardier Court,
Wausau, WI
54402-8006

Annex A

MX Z 600 R Adrenaline (1907 model)

INVOLVED UNITS

2BPS190712V000001	2BPS190782V000075	2BPS190712V000130	2BPS190742V000171
2BPS190732V000002	2BPS1907X2V000076	2BPS190732V000131	2BPS190762V000172
2BPS190752V000003	2BPS190712V000077	2BPS190752V000132	2BPS190782V000173
2BPS190772V000004	2BPS190732V000078	2BPS190772V000133	2BPS1907X2V000174
2BPS190722V000010	2BPS190752V000079	2BPS190792V000134	2BPS190712V000175
2BPS190742V000011	2BPS190752V000082	2BPS190702V000135	2BPS190732V000176
2BPS190762V000012	2BPS190772V000083	2BPS190722V000136	2BPS190752V000177
2BPS190732V000016	2BPS190792V000084	2BPS190742V000140	2BPS190772V000178
2BPS190752V000017	2BPS190702V000085	2BPS190762V000141	2BPS190792V000179
2BPS190772V000018	2BPS190722V000086	2BPS190782V000142	2BPS190752V000180
2BPS190792V000022	2BPS190742V000087	2BPS1907X2V000143	2BPS190772V000181
2BPS190722V000024	2BPS190762V000088	2BPS190712V000144	2BPS190792V000182
2BPS190732V000033	2BPS190782V000089	2BPS190732V000145	2BPS190702V000183
2BPS190752V000034	2BPS190762V000091	2BPS190752V000146	2BPS190722V000184
2BPS190772V000035	2BPS1907X2V000093	2BPS190772V000147	2BPS190742V000185
2BPS190792V000036	2BPS190712V000094	2BPS190792V000148	2BPS190762V000186
2BPS190722V000038	2BPS190732V000095	2BPS190702V000149	2BPS190782V000187
2BPS190732V000047	2BPS190752V000096	2BPS190772V000150	2BPS1907X2V000188
2BPS190752V000048	2BPS198262V000097	2BPS190792V000151	2BPS190712V000189
2BPS190732V000050	2BPS190792V000098	2BPS190702V000152	2BPS190782V000190
2BPS190752V000051	2BPS1982X2V000099	2BPS190722V000153	2BPS1907X2V000191
2BPS190792V000053	2BPS190772V000102	2BPS190742V000154	2BPS190712V000192
2BPS190702V000054	2BPS190792V000103	2BPS190762V000155	2BPS190732V000193
2BPS190722V000055	2BPS190782V000108	2BPS190782V000156	2BPS190752V000194
2BPS190782V000058	2BPS1907X2V000109	2BPS1907X2V000157	2BPS190772V000195
2BPS1907X2V000059	2BPS1907X2V000112	2BPS190712V000158	2BPS190792V000196
2BPS1907X2V000062	2BPS190732V000114	2BPS190732V000159	2BPS190702V000197
2BPS190712V000063	2BPS190752V000115	2BPS1907X2V000160	2BPS190722V000198
2BPS190752V000065	2BPS190772V000116	2BPS190712V000161	2BPS190742V000199
2BPS190772V000066	2BPS190792V000117	2BPS190732V000162	2BPS190772V000200
2BPS190792V000067	2BPS190792V000120	2BPS190752V000163	2BPS190702V000202
2BPS190702V000068	2BPS190702V000121	2BPS190772V000164	2BPS190742V000204
2BPS190722V000069	2BPS190722V000122	2BPS190792V000165	2BPS190762V000205
2BPS190792V000070	2BPS190782V000125	2BPS190702V000166	2BPS190782V000206
2BPS190702V000071	2BPS1907X2V000126	2BPS190722V000167	2BPS1907X2V000207
2BPS190722V000072	2BPS190712V000127	2BPS190742V000168	2BPS190712V000208
2BPS190742V000073	2BPS190732V000128	2BPS190762V000169	2BPS190732V000209
2BPS190762V000074	2BPS190752V000129	2BPS190722V000170	2BPS1907X2V000210

Annex A (cont'd)

MX Z 600 R Adrenaline (1907 model)

INVOLVED UNITS

2BPS190712V000211	2BPS190762V000236	2BPS190752V000261	2BPS190712V000287
2BPS190732V000212	2BPS190782V000237	2BPS190772V000262	2BPS190732V000288
2BPS190752V000213	2BPS1907X2V000238	2BPS190792V000263	2BPS190752V000289
2BPS190772V000214	2BPS190712V000239	2BPS190702V000264	2BPS190712V000290
2BPS190792V000215	2BPS190782V000240	2BPS190722V000265	2BPS190732V000291
2BPS190702V000216	2BPS1907X2V000241	2BPS190742V000266	2BPS190752V000292
2BPS190722V000217	2BPS190712V000242	2BPS190762V000267	2BPS190772V000293
2BPS190742V000218	2BPS190732V000243	2BPS190782V000268	2BPS190792V000294
2BPS190762V000219	2BPS190752V000244	2BPS1907X2V000269	2BPS190702V000295
2BPS190722V000220	2BPS190772V000245	2BPS190762V000270	2BPS190722V000296
2BPS190742V000221	2BPS190792V000246	2BPS190782V000271	2BPS190742V000297
2BPS190762V000222	2BPS190702V000247	2BPS1907X2V000272	2BPS190762V000298
2BPS190782V000223	2BPS190722V000248	2BPS190712V000273	2BPS190782V000299
2BPS1907X2V000224	2BPS190742V000249	2BPS190732V000274	2BPS190702V000300
2BPS190712V000225	2BPS190702V000250	2BPS190752V000275	2BPS190722V000301
2BPS190732V000226	2BPS190722V000251	2BPS190772V000276	2BPS190742V000302
2BPS190752V000227	2BPS190742V000252	2BPS190792V000277	2BPS190762V000303
2BPS190772V000228	2BPS190762V000253	2BPS190702V000278	2BPS190782V000304
2BPS190792V000229	2BPS190782V000254	2BPS190722V000279	2BPS1907X2V000305
2BPS190752V000230	2BPS1907X2V000255	2BPS190792V000280	2BPS190712V000306
2BPS190772V000231	2BPS190712V000256	2BPS190702V000281	2BPS190732V000307
2BPS190792V000232	2BPS190732V000257	2BPS190722V000282	2BPS190752V000308
2BPS190702V000233	2BPS190752V000258	2BPS190742V000283	
2BPS190722V000234	2BPS190772V000259	2BPS190782V000285	
2BPS190742V000235	2BPS190732V000260	2BPS1907X2V000286	

Annex B

MX Z 500 Trail (1946 model)

INVOLVED UNITS

2BPS194682V000014	2BPS194632V000082	2BPS194632V000101	2BPS194682V000112
2BPS194622V000073	2BPS194692V000085	2BPS194692V000104	2BPS194692V000118
2BPS1946X2V000077	2BPS194642V000088	2BPS194602V000105	2BPS194642V000124
2BPS194612V000078	2BPS194642V000091	2BPS194622V000106	
2BPS194632V000079	2BPS194682V000093	2BPS194662V000111	

Annex C

MX Z 500 Trail (1947 model)

INVOLVED UNITS

2BPS194792V000001	2BPS194732V000043	2BPS1947X2V000086	2BPS194772V000126
2BPS194702V000002	2BPS194752V000044	2BPS194712V000087	2BPS194792V000127
2BPS194722V000003	2BPS194772V000045	2BPS194732V000088	2BPS194702V000128
2BPS194742V000004	2BPS194792V000046	2BPS194752V000089	2BPS194722V000129
2BPS194762V000005	2BPS194702V000047	2BPS194712V000090	2BPS194792V000130
2BPS194782V000006	2BPS194742V000049	2BPS194732V000091	2BPS194722V000132
2BPS1947X2V000007	2BPS194702V000050	2BPS194752V000092	2BPS194742V000133
2BPS194712V000008	2BPS194722V000051	2BPS194772V000093	2BPS194762V000134
2BPS194732V000009	2BPS194742V000052	2BPS194792V000094	2BPS194782V000135
2BPS1947X2V000010	2BPS194782V000054	2BPS194702V000095	2BPS1947X2V000136
2BPS194712V000011	2BPS1947X2V000055	2BPS194722V000096	2BPS194712V000137
2BPS194752V000013	2BPS194712V000056	2BPS194742V000097	2BPS194752V000139
2BPS194772V000014	2BPS194732V000057	2BPS194782V000099	2BPS194732V000141
2BPS194792V000015	2BPS194752V000058	2BPS194702V000100	2BPS194752V000142
2BPS194702V000016	2BPS194772V000059	2BPS194722V000101	2BPS194772V000143
2BPS194722V000017	2BPS194732V000060	2BPS194742V000102	2BPS194792V000144
2BPS194742V000018	2BPS194752V000061	2BPS194762V000103	2BPS194702V000145
2BPS194762V000019	2BPS194772V000062	2BPS194782V000104	2BPS194722V000146
2BPS194722V000020	2BPS194792V000063	2BPS194712V000106	2BPS194742V000147
2BPS194742V000021	2BPS194722V000065	2BPS194732V000107	2BPS194782V000149
2BPS194782V000023	2BPS194742V000066	2BPS194752V000108	2BPS194782V000152
2BPS1947X2V000024	2BPS194762V000067	2BPS194772V000109	2BPS1947X2V000153
2BPS194752V000027	2BPS194782V000068	2BPS194732V000110	2BPS194732V000155
2BPS194772V000028	2BPS1947X2V000069	2BPS194752V000111	2BPS194702V000159
2BPS194792V000029	2BPS194762V000070	2BPS194772V000112	2BPS194772V000160
2BPS194752V000030	2BPS194782V000071	2BPS194792V000113	2BPS194722V000163
2BPS194772V000031	2BPS1947X2V000072	2BPS194702V000114	2BPS194732V000172
2BPS194792V000032	2BPS194712V000073	2BPS194722V000115	2BPS194752V000173
2BPS194702V000033	2BPS194732V000074	2BPS194742V000116	2BPS194762V000179
2BPS194722V000034	2BPS194752V000075	2BPS194762V000117	2BPS1947X2V000184
2BPS194742V000035	2BPS194772V000076	2BPS194782V000118	2BPS194772V000188
2BPS194762V000036	2BPS194792V000077	2BPS1947X2V000119	2BPS194752V000190
2BPS194782V000037	2BPS194702V000078	2BPS194762V000120	2BPS194772V000191
2BPS1947X2V000038	2BPS194722V000079	2BPS194782V000121	2BPS194722V000194
2BPS194712V000039	2BPS194702V000081	2BPS1947X2V000122	2BPS194742V000195
2BPS194782V000040	2BPS194722V000082	2BPS194712V000123	2BPS1947X2V000198
2BPS1947X2V000041	2BPS194742V000083	2BPS194732V000124	2BPS194742V000200
2BPS194712V000042	2BPS194782V000085	2BPS194752V000125	2BPS194712V000204

Annex C (cont'd)

MX Z 500 Trail (1947 model)

INVOLVED UNITS

2BPS194732V000205	2BPS194762V000246	2BPS194712V000283	2BPS194782V000328
2BPS194792V000208	2BPS194782V000247	2BPS194732V000284	2BPS1947X2V000332
2BPS194792V000211	2BPS1947X2V000248	2BPS194752V000285	2BPS194752V000335
2BPS194702V000212	2BPS194782V000250	2BPS194772V000286	2BPS194792V000337
2BPS194742V000214	2BPS1947X2V000251	2BPS194702V000288	2BPS194702V000338
2BPS194782V000216	2BPS194712V000252	2BPS194722V000289	2BPS194722V000339
2BPS1947X2V000217	2BPS194732V000253	2BPS194792V000290	2BPS194722V000342
2BPS194712V000218	2BPS194752V000254	2BPS194722V000292	2BPS194742V000343
2BPS194732V000219	2BPS194772V000255	2BPS1947X2V000296	2BPS194762V000344
2BPS194712V000221	2BPS194792V000256	2BPS194712V000297	2BPS194782V000345
2BPS194752V000223	2BPS194702V000257	2BPS194752V000299	2BPS1947X2V000346
2BPS194772V000224	2BPS194722V000258	2BPS194782V000300	2BPS194732V000348
2BPS194702V000226	2BPS194742V000259	2BPS1947X2V000301	2BPS194712V000350
2BPS194722V000227	2BPS194702V000260	2BPS194712V000302	2BPS194732V000351
2BPS194742V000228	2BPS194722V000261	2BPS194732V000303	2BPS194752V000352
2BPS194762V000229	2BPS194742V000262	2BPS194752V000304	2BPS194702V000355
2BPS194722V000230	2BPS194762V000263	2BPS194772V000305	2BPS194722V000356
2BPS194742V000231	2BPS194782V000264	2BPS194792V000306	2BPS194762V000358
2BPS194762V000232	2BPS1947X2V000265	2BPS194722V000311	2BPS194782V000359
2BPS194782V000233	2BPS194712V000266	2BPS194742V000312	2BPS194742V000360
2BPS1947X2V000234	2BPS194732V000267	2BPS194762V000313	2BPS194762V000361
2BPS194712V000235	2BPS194772V000269	2BPS194782V000314	2BPS194782V000362
2BPS194752V000237	2BPS194732V000270	2BPS194712V000316	2BPS194732V000379
2BPS194772V000238	2BPS194772V000272	2BPS194732V000317	2BPS194732V000382
2BPS194792V000239	2BPS194722V000275	2BPS194752V000318	2BPS194732V000396
2BPS194752V000240	2BPS194742V000276	2BPS194732V000320	2BPS194772V000398
2BPS194772V000241	2BPS194762V000277	2BPS194752V000321	2BPS194712V000400
2BPS194792V000242	2BPS194782V000278	2BPS194792V000323	
2BPS194722V000244	2BPS1947X2V000279	2BPS194722V000325	

SAFETY RECALL NOTICE



BOMBARDIER *RECREATIONAL PRODUCTS*

Bombardier Inc.

565 de la Montagne
Valcourt, Québec, Canada J0E 2L0
Telephone 1(450) 532-2211
Fax 1(450) 532-5032
<http://www.recreation.bombardier.com>

Date: October 5, 2001

Certified Mail

Dear Ski-Doo® MX® Z 600R or MX Z 500 Owner,

This notice is sent to you in accordance with the requirements of the Federal Regulations and other applicable laws.

What is the reason for this notice?

In cooperation with the U.S. Consumer Product Safety Commission, Bombardier Recreational Products and Bombardier Motor Corporation of America are conducting a voluntary safety recall of certain 2002 Ski-Doo MX Z 600R and Ski-Doo MX Z 500 snowmobiles. Our records indicate that you are the owner of a potentially affected vehicle.

What is the problem?

It is possible that carburetors on some of the 2002 MX Z 600R (model 1907) and 2002 MX Z 500 (models 1946 and 1947) snowmobiles may be missing parts. In some circumstances, it may lead to throttle slide sticking in open position, posing a risk of personal injury.

What should you do?

Call an authorized Bombardier dealer and make an appointment to have your MX Z 600R (model 1907) or MX Z 500 (models 1946 or 1947) inspected. The dealer will inspect the vehicle and if necessary repair it. *This work will be performed at no charge to you.*

What to do if you feel this notice is an error?

This notice was mailed to you according to the most current information we have available. If you no longer own this vehicle or some information in this notice is incorrect, please contact Bombardier at your earliest convenience.

If you have questions.

If you have questions about this notice, or need assistance with contacting a Bombardier authorized Ski-Doo dealer, please call **1 (715) 848-4957 (USA) or 1 (819) 566-3366 (Canada)**.

We apologize for any inconvenience this may cause you. Thank you for your immediate attention to this matter.

Sincerely,

After-Sales Service Department
Bombardier Recreational Products

SAFETY RECALL NOTICE



BOMBARDIER *RECREATIONAL PRODUCTS*

Bombardier Inc.

565 de la Montagne
Valcourt, Québec, Canada J0E 2L0
Telephone 1(450) 532-2211
Fax 1(450) 532-5032
<http://www.recreation.bombardier.com>

Date: November 8, 2001

Dear Ski-Doo® Snowmobile Dealer/Distributor,

Certified / Registered Mail

This Safety Alert/Recall/Campaign is being conducted in cooperation with the U.S. Consumer Product Safety Commission, Washington, DC in the U.S., and with Transport Canada in Canada, who will monitor its effectiveness.

What is the reason for this notice?

Bombardier Motor Corporation of America in the U.S., and Bombardier Inc., Recreational Products in Canada (collectively "Bombardier") are conducting a voluntary safety recall of certain 2002 Ski-Doo® Summit™ 500 Fan, Summit 700 R, Summit 800 and Summit 800 R snowmobiles.

What is the problem?

It is possible that some of the involved units may have been assembled with a right side ski, from our supplier, using a mold identified as **DSO14 H/G3**. All right side skis with DSO14 H/G3 mold identification must be replaced. A crack may appear on the ski bottom, in the center portion of the ski on the runner side. This condition could cause the ski to break which may lead to a loss of control of the vehicle posing a serious injury or death hazard.

What will Bombardier do?

As a result, Bombardier will be sending the attached Safety Recall letter to all known registered owners of the listed snowmobiles. This letter urges that the owners contact their authorized Bombardier Ski-Doo dealer in order to have the right side ski inspected and, if necessary, replaced.

What should you do?

1. Do not sell/deliver or use any involved Summit 500 Fan, Summit 700 R, Summit 800 and Summit 800 R you have in stock until you have performed an inspection and, if necessary, replaced the right side ski.
2. Follow the step by step procedures for inspecting and, if necessary, replacing the right side ski. *Safety Campaign Bulletin* No. 2002-2 provides instructions. (see attachment)
3. In addition, we strongly urge that you personally contact any concerned owner to whom you have sold an involved Summit 500 Fan, Summit 700 R, Summit 800 and Summit 800 R and request that he/she immediately ceases further use of the vehicle and brings the vehicle to your dealership for right side ski inspection and, if necessary, replacement, free of charge.

If you have questions.

If you have questions about this notice, please call 1-800-366-6992 (USA) or 1-800-361-9980 (Canada).

We apologize for any inconvenience this may cause you. Thank you for your immediate attention to this matter.

Sincerely,

René Quenneville
After Sales Service Department
Bombardier Recreational Products

Please route to :

	Init.
<input type="checkbox"/> Service	<input type="checkbox"/>
<input type="checkbox"/> Sales	<input type="checkbox"/>
<input type="checkbox"/> Parts	<input type="checkbox"/>



**SAFETY
CAMPAIGN**

SNOWMOBILES



⚠ WARNING: All involved customers must be notified, all involved units must be corrected as per instructions herein.

Campaign
no. 2002-0002

No. **2002-2**
REVISION 1

Date: November 22, 2001

SUBJECT: Right Side Mountain Ski

YEAR	MODEL	MODEL NUMBER	SERIAL NUMBER
2002	Summit™ 500 F/700 R/800/800R	1959/1961/1964/1966/2009/2010/ 2121/2193/ 2208/2209 /2216/2218	Refer to attached listing of involved vehicles "Schedule A"

IMPORTANT: This revision is sent to all dealers/distributors in order to remove from the original serial number listing all models 2208 and 2209 which, after further analysis, are excluded since yellow skis already meet our highest quality standards.

Please refer to attached corrected listing.

All involved customers will receive a letter, copy of which is attached, to inform them of this change.


PROBLEM

Some of the involved vehicles may have been assembled with a *right side* ski using a mold identified as **DSO14 H/G3**.


All right side skis with DSO14 H/G3 as the mold identification must be replaced.

Due to a lack in the sintering process, a crack may appear on the right side ski bottom, in the center portion of the ski on the runner side. This condition can cause the ski to break under normal operating conditions.

Refer to following photos.



A32G1EA



A32G11A

WHERE TO LOOK ON THE SKI FOR THE MOLD ID NUMBER



HAS TO BE REPLACED
 1. Without a dash at the end

NOTE: Left side skis showing DS014 G/G3 as the mold identification number are not defective and **must not be replaced.**

Right side skis showing the following mold identification numbers (DS014 H/G3 —), (DS014 H/G2) and (DS014 H/G1) are not defective and **must not be replaced.**

Refer to following photos.



DO NOT REPLACE
 1. With a dash at the end



DO NOT REPLACE

Summary

DSO14 H/G3	DSO14 H/G3—	DSO14 H/G2	DSO14 H/G1
No Good	Good	Good	Good
Replace	Do Not Replace	Do Not Replace	Do Not Replace

SOLUTION

Inspect mold identification number on right side ski of all involved vehicles and replace all right side skis with **DSO14 H/G3** mold identification number (**not to be mistaken with DSO14 H/G3—**).

When replacing a ski replace also its bridge.

PARTS REQUIRED

DESCRIPTION	PART NUMBER	QTY
RH side ski	505 070 739	1
Ski bridge	505 070 745	1

Dealer/distributor needs to order parts as required through regular channel.

PROCEDURE

Refer to appropriate *Predelivery Bulletin* for proper ski installation/replacement procedure.

WARRANTY

Complete a warranty claim form using the following information:

Campaign Number	2002-0002
Claim Type	07
Flat Rate Time Inspection Only	0.2 hour
Flat Rate Time Ski Replacement	0.3 hour
Expiration Date	October 26, 2002

If **inspection only** is performed, dealer/distributor must select the inspection box on the claim.

If **inspection and ski replacement** are performed, dealer/distributor must select both boxes on the claim.

For claiming procedure, refer to the *Dealer/Distributor Warranty Guide*.

Parts Return

Dealers/distributors are requested to return either the entire ski or **only the section of the ski** that shows mold identification **DSO14 H/G3** to support their claims.

Only skis with **DSO14 H/G3** stamped on will be accepted.

Canadian Dealers/Distributors, return to:

Bombardier Inc.,
Recreational Products,
Warranty Parts Inspection Center,
565 de la Montagne,
Valcourt (Québec)
J0E 2L0

USA Dealers/Distributors, return to:

Bombardier Motor Corporation of America,
c/o Warranty Department,
7575 Bombardier Court,
Wausau, WI
54401

SCHEDULE "A"
SERIAL NUMBER LISTING OF INVOLVED VEHICLES

Model 1959

2BPS195992V000001
2BPS195902V000002
2BPS195922V000003
2BPS195942V000004
2BPS195962V000005
2BPS1959X2V000007
2BPS195912V000008
2BPS1959X2V000010
2BPS195932V000012
2BPS195992V000015
2BPS195902V000016
2BPS195962V000022
2BPS1959X2V000024
2BPS195912V000025
2BPS195932V000026
2BPS195952V000027
2BPS195992V000029
2BPS195952V000030
2BPS195972V000031
2BPS195922V000034
2BPS1959X2V000038
2BPS195982V000040
2BPS195932V000043
2BPS195952V000044
2BPS195992V000046
2BPS195902V000047
2BPS195922V000048
2BPS195942V000049
2BPS195902V000050
2BPS195942V000052
2BPS195932V000057
2BPS195932V000060
2BPS195952V000061
2BPS195992V000063
2BPS195902V000064
2BPS195922V000065
2BPS195942V000066
2BPS195962V000067
2BPS1959X2V000069
2BPS195962V000070

Model 1959

2BPS195982V000071
2BPS1959X2V000072

Model 1961

2BPS196182V000001
2BPS196112V000003
2BPS196152V000005
2BPS196172V000006
2BPS196162V000014
2BPS196182V000015
2BPS196152V000022
2BPS196172V000023
2BPS196192V000024
2BPS196122V000026
2BPS196142V000027
2BPS196162V000028

Model 1964

2BPS196452V000001
2BPS196492V000020
2BPS196422V000022
2BPS196482V000025
2BPS1964X2V000026
2BPS196452V000029
2BPS196412V000030
2BPS196432V000031
2BPS196452V000032
2BPS196472V000033
2BPS196402V000035
2BPS196462V000038
2BPS196482V000039
2BPS196442V000040
2BPS196462V000041
2BPS196482V000042
2BPS196412V000044
2BPS196432V000045
2BPS196452V000046
2BPS196472V000047
2BPS196492V000048
2BPS196402V000049
2BPS196472V000050

Model 1964

2BPS196402V000052
2BPS196422V000053
2BPS196442V000054
2BPS196462V000055
2BPS196482V000056
2BPS1964X2V000057
2BPS196412V000058
2BPS196432V000059
2BPS1964X2V000060
2BPS196412V000061
2BPS196432V000062
2BPS196452V000063
2BPS196472V000064
2BPS196492V000065
2BPS196402V000066
2BPS196422V000067
2BPS196442V000068
2BPS196462V000069
2BPS196422V000070
2BPS196442V000071
2BPS196462V000072
2BPS196482V000073
2BPS1964X2V000074
2BPS196412V000075
2BPS196432V000076
2BPS196452V000077
2BPS196472V000078
2BPS196492V000079
2BPS196452V000080
2BPS196472V000081
2BPS196492V000082
2BPS196402V000083
2BPS196422V000084
2BPS196442V000085
2BPS196462V000086
2BPS196482V000087
2BPS1964X2V000088
2BPS196412V000089
2BPS196482V000090
2BPS1964X2V000091

Model 1964

2BPS196412V000092
2BPS196432V000093
2BPS196452V000094
2BPS196472V000095
2BPS196492V000096
2BPS196402V000097
2BPS196422V000098
2BPS196442V000099
2BPS196472V000100
2BPS196492V000101
2BPS196402V000102
2BPS196422V000103
2BPS196442V000104
2BPS196462V000105
2BPS196482V000106
2BPS1964X2V000107
2BPS196412V000108
2BPS196432V000109
2BPS1964X2V000110
2BPS196412V000111
2BPS196432V000112
2BPS196452V000113
2BPS196472V000114
2BPS196492V000115
2BPS196402V000116
2BPS196422V000117
2BPS196442V000118
2BPS196462V000119
2BPS196422V000120
2BPS196442V000121
2BPS196462V000122
2BPS196482V000123
2BPS1964X2V000124
2BPS196412V000125
2BPS196432V000126
2BPS196452V000127
2BPS196472V000128
2BPS196492V000129
2BPS196452V000130
2BPS196472V000131

Model 1964

2BPS196492V000132
 2BPS196402V000133
 2BPS196422V000134
 2BPS196442V000135
 2BPS196462V000136
 2BPS196482V000137
 2BPS1964X2V000138
 2BPS196412V000139
 2BPS196482V000140
 2BPS1964X2V000141
 2BPS196412V000142
 2BPS196432V000143
 2BPS196452V000144
 2BPS196492V000146
 2BPS196402V000147
 2BPS196422V000148
 2BPS196442V000149
 2BPS196402V000150
 2BPS196422V000151
 2BPS196442V000152
 2BPS196462V000153
 2BPS196482V000154
 2BPS1964X2V000155
 2BPS196412V000156
 2BPS196432V000157
 2BPS196452V000158
 2BPS196472V000159
 2BPS196432V000160
 2BPS196452V000161
 2BPS196472V000162
 2BPS196492V000163
 2BPS196402V000164
 2BPS196422V000165
 2BPS196442V000166
 2BPS196462V000167
 2BPS196482V000168
 2BPS1964X2V000169
 2BPS196462V000170
 2BPS196482V000171
 2BPS1964X2V000172
 2BPS196412V000173
 2BPS196432V000174

Model 1964

2BPS196452V000175
 2BPS196472V000176
 2BPS196402V000178
 2BPS196422V000179
 2BPS196492V000180
 2BPS196402V000181
 2BPS196422V000182
 2BPS196442V000183
 2BPS196462V000184
 2BPS196482V000185
 2BPS1964X2V000186
 2BPS196412V000187
 2BPS196432V000188
 2BPS196452V000189
 2BPS196412V000190
 2BPS196432V000191
 2BPS196452V000192
 2BPS196472V000193
 2BPS196492V000194
 2BPS196402V000195
 2BPS196422V000196
 2BPS196442V000197
 2BPS196462V000198
 2BPS196402V000200
 2BPS196422V000201
 2BPS196442V000202
 2BPS196462V000203
 2BPS1964X2V000205
 2BPS196412V000206
 2BPS196432V000207
 2BPS196472V000209
 2BPS196432V000210
 2BPS196452V000211
 2BPS196472V000212
 2BPS196402V000214
 2BPS196422V000215
 2BPS196462V000217
 2BPS196482V000218
 2BPS1964X2V000219
 2BPS196462V000220
 2BPS196482V000221
 2BPS1964X2V000222

Model 1964

2BPS196412V000223
 2BPS196432V000224
 2BPS196452V000225
 2BPS196492V000227
 2BPS196402V000228
 2BPS196422V000229
 2BPS196492V000230
 2BPS196462V000234
 2BPS196412V000237
 2BPS196452V000239
 2BPS196412V000240
 2BPS196452V000242
 2BPS196492V000244
 2BPS196442V000250
 2BPS196472V000257
 2BPS196492V000258
 2BPS196472V000260
 2BPS196472V000288
 2BPS196492V000289
 2BPS196452V000290
 2BPS196402V000293
 2BPS196432V000305
 2BPS196492V000311
 2BPS196402V000312
 2BPS196422V000313
 2BPS196442V000314
 2BPS196482V000316
 2BPS1964X2V000317
 2BPS196412V000318
 2BPS196432V000319
 2BPS1964X2V000320
 2BPS196412V000321
 2BPS196432V000322
 2BPS196472V000324
 2BPS196442V000328
 2BPS196422V000330
 2BPS196442V000331
 2BPS196462V000332
 2BPS196412V000335
 2BPS196432V000336
 2BPS196472V000338
 2BPS196452V000340

Model 1964

2BPS196472V000341
 2BPS196492V000342
 2BPS196402V000343
 2BPS196422V000344
 2BPS196442V000345
 2BPS196462V000346
 2BPS196482V000347
 2BPS196412V000349
 2BPS196482V000350
 2BPS1964X2V000351
 2BPS196412V000352
 2BPS196452V000354
 2BPS196472V000355
 2BPS196442V000359
 2BPS196402V000360
 2BPS196422V000361
 2BPS196442V000362
 2BPS196462V000363
 2BPS196482V000364
 2BPS1964X2V000365
 2BPS196412V000366
 2BPS196432V000367
 2BPS196452V000368

Model 1966

2BPS196652V000002
 2BPS196642V000010
 2BPS196672V000020
 2BPS196612V000031
 2BPS196672V000034
 2BPS196682V000057
 2BPS1966X2V000058
 2BPS196612V000062
 2BPS196642V000069
 2BPS196602V000070
 2BPS196642V000072
 2BPS196662V000073
 2BPS1966X2V000075
 2BPS196612V000076
 2BPS196632V000077
 2BPS196652V000078
 2BPS196672V000079
 2BPS196692V000083

Model 1966

2BPS196602V000084
2BPS196612V000093
2BPS196632V000094
2BPS196652V000095
2BPS196692V000097
2BPS196602V000098
2BPS196672V000101
2BPS196692V000102
2BPS196622V000104
2BPS196682V000107
2BPS1966X2V000108
2BPS196612V000109
2BPS196682V000110
2BPS1966X2V000111
2BPS196612V000112
2BPS196632V000113
2BPS196652V000114
2BPS196672V000115
2BPS196692V000116
2BPS196602V000117
2BPS196622V000118
2BPS196642V000119
2BPS196602V000120
2BPS196622V000121
2BPS196642V000122
2BPS196662V000123
2BPS196682V000124
2BPS1966X2V000125
2BPS196612V000126
2BPS196632V000127
2BPS196652V000128
2BPS196672V000129
2BPS196632V000130
2BPS196652V000131
2BPS196672V000132
2BPS196692V000133
2BPS196602V000134
2BPS196622V000135
2BPS196642V000136
2BPS196662V000137
2BPS196682V000138
2BPS1966X2V000139

Model 1966

2BPS196662V000140
2BPS196682V000141
2BPS196612V000143
2BPS196632V000144
2BPS196652V000145
2BPS196672V000146
2BPS196692V000147
2BPS196602V000148
2BPS196622V000149
2BPS196692V000150
2BPS196602V000151
2BPS196622V000152
2BPS196642V000153
2BPS196662V000154
2BPS196682V000155
2BPS1966X2V000156
2BPS196612V000157
2BPS196632V000158
2BPS196652V000159
2BPS196612V000160
2BPS196632V000161
2BPS196652V000162
2BPS196672V000163
2BPS196692V000164
2BPS196642V000167
2BPS196662V000168
2BPS196682V000169
2BPS196642V000170
2BPS196682V000172
2BPS1966X2V000173
2BPS196612V000174
2BPS196632V000175
2BPS196672V000177
2BPS196692V000178
2BPS196602V000179
2BPS196672V000180
2BPS196692V000181
2BPS196602V000182
2BPS196622V000183
2BPS196662V000185
2BPS196682V000186
2BPS1966X2V000187

Model 1966

2BPS196612V000188
2BPS196632V000189
2BPS1966X2V000190
2BPS196632V000192
2BPS196652V000193
2BPS196672V000194
2BPS196692V000195
2BPS196602V000196
2BPS196642V000198
2BPS196662V000199
2BPS196692V000200
2BPS196602V000201
2BPS196622V000202
2BPS196642V000203
2BPS196682V000205
2BPS1966X2V000206
2BPS196612V000207
2BPS196652V000212
2BPS196672V000213
2BPS196692V000214
2BPS196602V000215
2BPS196622V000216
2BPS196642V000217
2BPS196662V000218
2BPS196682V000222
2BPS1966X2V000223
2BPS196612V000224
2BPS196632V000225
2BPS196672V000227
2BPS196692V000228
2BPS196602V000229
2BPS196692V000231
2BPS196602V000232
2BPS196642V000234
2BPS196632V000239
2BPS196622V000250
2BPS196652V000257
2BPS196692V000259
2BPS196672V000261
2BPS196602V000263
2BPS196642V000265
2BPS196662V000266

Model 1966

2BPS1966X2V000268
2BPS196652V000274
2BPS196692V000276
2BPS196622V000278
2BPS196662V000283
2BPS196682V000284
2BPS1966X2V000285
2BPS196612V000286
2BPS196652V000288
2BPS196672V000289
2BPS196632V000290
2BPS196652V000291
2BPS196672V000292
2BPS196602V000294
2BPS196622V000295
2BPS196642V000296
2BPS196662V000297
2BPS196682V000298
2BPS1966X2V000299
2BPS196622V000300
2BPS196642V000301
2BPS196662V000302
2BPS196682V000303
2BPS1966X2V000304
2BPS196612V000305
2BPS196632V000306
2BPS196652V000307
2BPS196672V000308
2BPS196692V000309
2BPS196652V000310
2BPS196672V000311
2BPS196692V000312
2BPS196602V000313
2BPS196622V000314
2BPS196642V000315
2BPS196662V000316
2BPS196682V000317
2BPS1966X2V000318
2BPS196612V000319
2BPS196682V000320
2BPS1966X2V000321
2BPS196612V000322

Model 1966

2BPS196632V000323
 2BPS196652V000324
 2BPS196672V000325
 2BPS196692V000326
 2BPS196602V000327
 2BPS196622V000328
 2BPS196642V000329
 2BPS196602V000330
 2BPS196622V000331
 2BPS196642V000332
 2BPS196662V000333
 2BPS196682V000334
 2BPS1966X2V000335

Model 2009

2BPS200922V000003
 2BPS200942V000004
 2BPS200962V000005
 2BPS200982V000006
 2BPS2009X2V000007
 2BPS200912V000008
 2BPS200932V000009
 2BPS2009X2V000010
 2BPS200912V000011
 2BPS200932V000012
 2BPS200992V000015
 2BPS200902V000016
 2BPS200922V000017
 2BPS200942V000018
 2BPS200962V000019
 2BPS200942V000021
 2BPS200962V000022
 2BPS200982V000023
 2BPS2009X2V000024
 2BPS200912V000025
 2BPS200932V000026
 2BPS200952V000027
 2BPS200972V000028
 2BPS200992V000029
 2BPS200902V000033
 2BPS200922V000034
 2BPS200942V000035
 2BPS200982V000040

Model 2009

2BPS2009X2V000041
 2BPS200912V000042
 2BPS200932V000043
 2BPS200952V000044
 2BPS200942V000049
 2BPS200932V000057
 2BPS200952V000058
 2BPS200972V000059
 2BPS200932V000060
 2BPS200952V000061
 2BPS200972V000062
 2BPS200992V000063
 2BPS200902V000064
 2BPS200922V000065
 2BPS200942V000066
 2BPS200962V000067
 2BPS200982V000068
 2BPS2009X2V000069
 2BPS200962V000070
 2BPS200982V000071
 2BPS2009X2V000072
 2BPS200912V000073
 2BPS200952V000075
 2BPS200972V000076
 2BPS200992V000077
 2BPS200902V000078
 2BPS200922V000079
 2BPS200992V000080
 2BPS200922V000082
 2BPS200942V000083
 2BPS200962V000084
 2BPS200982V000085
 2BPS2009X2V000086
 2BPS200912V000087
 2BPS200932V000088
 2BPS200952V000089
 2BPS200912V000090
 2BPS200932V000091
 2BPS200952V000092
 2BPS200972V000093
 2BPS200992V000094
 2BPS200902V000095

Model 2009

2BPS200942V000097
 2BPS200962V000098
 2BPS200982V000099
 2BPS200902V000100
 2BPS200922V000101
 2BPS200942V000102
 2BPS200962V000103
 2BPS200982V000104
 2BPS2009X2V000105
 2BPS200912V000106
 2BPS200932V000107
 2BPS200952V000108
 2BPS200972V000109
 2BPS200932V000110
 2BPS200972V000112
 2BPS200992V000113
 2BPS200902V000114
 2BPS200922V000115
 2BPS200942V000116
 2BPS200962V000117
 2BPS200982V000118
 2BPS2009X2V000119
 2BPS200962V000120
 2BPS200982V000121
 2BPS2009X2V000122
 2BPS200912V000123
 2BPS200932V000124
 2BPS200952V000125
 2BPS200972V000126
 2BPS200992V000127
 2BPS200902V000128
 2BPS200922V000129
 2BPS200992V000130
 2BPS200902V000131
 2BPS200922V000132
 2BPS200942V000133
 2BPS200962V000134
 2BPS200982V000135

Model 2010

2BPS201092V000001
 2BPS201002V000002
 2BPS201022V000003

Model 2010

2BPS201042V000004
 2BPS201062V000005
 2BPS201082V000006
 2BPS2010X2V000007
 2BPS201032V000009
 2BPS201012V000011
 2BPS201032V000012
 2BPS201002V000016
 2BPS201042V000018
 2BPS201022V000020
 2BPS201042V000021
 2BPS201062V000022
 2BPS201082V000023
 2BPS201012V000025
 2BPS201052V000027
 2BPS201072V000028
 2BPS201092V000029
 2BPS201052V000030
 2BPS201002V000033
 2BPS201012V000042
 2BPS201032V000043
 2BPS201082V000054
 2BPS201012V000056
 2BPS201052V000058
 2BPS201072V000059
 2BPS201032V000060
 2BPS201072V000062
 2BPS201092V000063
 2BPS201002V000064
 2BPS201042V000066
 2BPS201062V000067
 2BPS201082V000068
 2BPS201082V000071
 2BPS2010X2V000072
 2BPS201012V000073
 2BPS201032V000074
 2BPS201052V000075
 2BPS201072V000076
 2BPS201092V000077
 2BPS201002V000078
 2BPS201022V000079
 2BPS201092V000080

Model 2010

2BPS201022V000082
 2BPS201042V000083
 2BPS201062V000084
 2BPS2010X2V000086
 2BPS201012V000087
 2BPS201032V000088
 2BPS201052V000089
 2BPS201012V000090
 2BPS201032V000091
 2BPS201052V000092
 2BPS201072V000093
 2BPS201092V000094
 2BPS201002V000095
 2BPS201022V000096
 2BPS201042V000097
 2BPS201062V000098
 2BPS201082V000099
 2BPS201002V000100
 2BPS201022V000101
 2BPS201042V000102
 2BPS201062V000103
 2BPS201082V000104
 2BPS2010X2V000105
 2BPS201012V000106
 2BPS201032V000107
 2BPS201052V000108
 2BPS201032V000110
 2BPS201052V000111
 2BPS201072V000112
 2BPS201092V000113
 2BPS201002V000114
 2BPS201022V000115
 2BPS201042V000116
 2BPS201062V000117
 2BPS201082V000118
 2BPS2010X2V000119
 2BPS201062V000120
 2BPS201082V000121
 2BPS2010X2V000122
 2BPS201012V000123
 2BPS201032V000124
 2BPS201052V000125

Model 2010

2BPS201072V000126
 2BPS201092V000127
 2BPS201002V000128
 2BPS201022V000129
 2BPS201092V000130
 2BPS201002V000131
 2BPS201042V000133
 2BPS201062V000134
 2BPS201082V000135
 2BPS2010X2V000136
 2BPS201012V000137
 2BPS201032V000138
 2BPS201012V000140
 2BPS201072V000143
 2BPS201022V000146
 2BPS201062V000148
 2BPS201082V000149
 2BPS201042V000150
 2BPS201062V000151
 2BPS201082V000152
 2BPS2010X2V000153
 2BPS201012V000154
 2BPS201052V000156
 2BPS201072V000157
 2BPS201092V000158
 2BPS201002V000159
 2BPS201072V000160
 2BPS201092V000161
 2BPS201022V000163
 2BPS201042V000164
 2BPS201062V000165
 2BPS201082V000166
 2BPS2010X2V000167
 2BPS201012V000168
 2BPS201032V000169
 2BPS201012V000171
 2BPS201032V000172
 2BPS201052V000173
 2BPS201072V000174
 2BPS201092V000175
 2BPS201002V000176
 2BPS201022V000177

Model 2010

2BPS201042V000178
 2BPS201062V000179
 2BPS201022V000180
 2BPS201042V000181
 2BPS201082V000183
 2BPS2010X2V000184
 2BPS201012V000185
 2BPS201032V000186
 2BPS201052V000187
 2BPS201072V000188
 2BPS201092V000189
 2BPS201072V000191
 2BPS201092V000192
 2BPS201022V000194
 2BPS201042V000195
 2BPS201062V000196
 2BPS201082V000197
 2BPS201012V000199
 2BPS201062V000201
 2BPS201082V000202
 2BPS2010X2V000203
 2BPS201012V000204
 2BPS201032V000205
 2BPS201052V000206
 2BPS201072V000207
 2BPS201092V000208
 2BPS201002V000209
 2BPS201072V000210
 2BPS201092V000211
 2BPS201002V000212
 2BPS201022V000213
 2BPS201042V000214
 2BPS201082V000216
 2BPS2010X2V000217
 2BPS201012V000221
 2BPS201032V000222
 2BPS201052V000223
 2BPS201072V000224
 2BPS201092V000225
 2BPS201002V000226
Model 2121
 2BPS212122V000001

Model 2121

2BPS212142V000002
 2BPS212162V000003
 2BPS212182V000004
 2BPS2121X2V000005
 2BPS212112V000006
 2BPS212132V000007
 2BPS212152V000008
 2BPS212172V000009
 2BPS212132V000010
 2BPS212152V000011
 2BPS212172V000012
 2BPS212192V000013
 2BPS212102V000014
 2BPS212122V000015
 2BPS212142V000016
 2BPS212162V000017
 2BPS212182V000018
 2BPS2121X2V000019
 2BPS212162V000020
 2BPS212182V000021
 2BPS2121X2V000022
 2BPS212112V000023
 2BPS212132V000024
 2BPS212152V000025
 2BPS212172V000026
 2BPS212192V000027
 2BPS212102V000028
 2BPS212122V000029
 2BPS212192V000030
 2BPS212102V000031
 2BPS212122V000032
 2BPS212142V000033
 2BPS212162V000034
 2BPS212182V000035
 2BPS2121X2V000036
 2BPS212112V000037
 2BPS212132V000038
 2BPS212152V000039
 2BPS212112V000040
 2BPS212132V000041
 2BPS212152V000042
 2BPS212172V000043

Model 2121

2BPS212192V000044
 2BPS212102V000045
 2BPS212122V000046
 2BPS212142V000047
 2BPS212162V000048
 2BPS212182V000049
 2BPS212142V000050
 2BPS212162V000051
 2BPS212182V000052
 2BPS2121X2V000053
 2BPS212112V000054
 2BPS212132V000055
 2BPS212152V000056
 2BPS212172V000057
 2BPS212192V000058
 2BPS212102V000059
 2BPS212172V000060
 2BPS212192V000061
 2BPS212102V000062
 2BPS212122V000063
 2BPS212142V000064
 2BPS212162V000065
 2BPS212182V000066
 2BPS2121X2V000067
 2BPS212112V000068
 2BPS212132V000069
 2BPS2121X2V000070
 2BPS212112V000071
 2BPS212132V000072
 2BPS212152V000073
 2BPS212172V000074
 2BPS212192V000075
 2BPS212102V000076
 2BPS212122V000077
 2BPS212142V000078
 2BPS212162V000079
 2BPS212122V000080
 2BPS212142V000081
 2BPS212162V000082
 2BPS212182V000083
 2BPS2121X2V000084
 2BPS212112V000085

Model 2121

2BPS212132V000086
 2BPS212152V000087
 2BPS212192V000089
 2BPS212152V000090
 2BPS212172V000091
 2BPS212192V000092
 2BPS212102V000093
 2BPS212122V000094
 2BPS212142V000095
 2BPS212162V000096
 2BPS212182V000097
 2BPS2121X2V000098
 2BPS212112V000099
 2BPS212142V000100
 2BPS212162V000101
 2BPS212182V000102
 2BPS2121X2V000103
 2BPS212112V000104
 2BPS212132V000105
 2BPS212152V000106
 2BPS212172V000107
 2BPS212192V000108
 2BPS212102V000109
 2BPS212172V000110
 2BPS212192V000111
 2BPS212102V000112
 2BPS212122V000113
 2BPS212142V000114
 2BPS212162V000115
 2BPS212182V000116
 2BPS2121X2V000117
 2BPS212112V000118
 2BPS2121X2V000120
 2BPS212112V000121
 2BPS212132V000122
 2BPS212152V000123
 2BPS212172V000124
 2BPS212192V000125
 2BPS212102V000126
 2BPS212142V000128
 2BPS212162V000129
 2BPS212122V000130

Model 2121

2BPS212142V000131
 2BPS212162V000132
 2BPS212182V000133
 2BPS2121X2V000134
 2BPS212112V000135
 2BPS212132V000136
 2BPS212152V000137
 2BPS212172V000138
 2BPS212192V000139
 2BPS212152V000140
 2BPS212172V000141
 2BPS212192V000142
 2BPS212102V000143
 2BPS212122V000144
 2BPS212142V000145
 2BPS212162V000146
 2BPS212182V000147
 2BPS2121X2V000148
 2BPS212112V000149
 2BPS212182V000150
 2BPS2121X2V000151
 2BPS212112V000152
 2BPS212152V000154
 2BPS212172V000155
 2BPS212192V000156
 2BPS212102V000157
 2BPS212102V000160
 2BPS212142V000162
 2BPS212162V000163
 2BPS212182V000164
 2BPS2121X2V000165
 2BPS212112V000166
 2BPS212132V000167
 2BPS212152V000168
 2BPS212172V000169
 2BPS212152V000171
 2BPS212172V000172
 2BPS212192V000173
 2BPS212122V000175
 2BPS212142V000176
 2BPS212162V000177
 2BPS212182V000178

Model 2121

2BPS212162V000180
 2BPS212182V000181
 2BPS2121X2V000182
 2BPS212112V000183
 2BPS212132V000184
 2BPS212152V000185
 2BPS212172V000186
 2BPS212192V000187
 2BPS212102V000188
 2BPS212122V000189
 2BPS212192V000190
 2BPS212122V000192
 2BPS212182V000195
 2BPS212132V000198

Model 2193

2BPS219392V000018
 2BPS219302V000019
 2BPS2193X2V000027
 2BPS219342V000038
 2BPS219362V000042
 2BPS219382V000043
 2BPS2193X2V000044
 2BPS219332V000080
 2BPS219362V000087
 2BPS219352V000095
 2BPS219322V000099
 2BPS219372V000101
 2BPS219302V000103
 2BPS219322V000104
 2BPS219342V000105
 2BPS219362V000106
 2BPS219382V000107
 2BPS219312V000109
 2BPS219382V000110
 2BPS219352V000114
 2BPS219392V000116
 2BPS219302V000117
 2BPS219342V000119

Model 2216

2BPS221692V000001
 2BPS221602V000002

Model 2216

2BPS221622V000003
2BPS221642V000004
2BPS221662V000005
2BPS221682V000006
2BPS221612V000008
2BPS221632V000009
2BPS221632V000012
2BPS221652V000013
2BPS221672V000014
2BPS221692V000015
2BPS221602V000016
2BPS221622V000017
2BPS221642V000018
2BPS221662V000019
2BPS221622V000020
2BPS221642V000021
2BPS221662V000022
2BPS221682V000023
2BPS2216X2V000024
2BPS221612V000025
2BPS221632V000026
2BPS221652V000027
2BPS221672V000028
2BPS221692V000029
2BPS221652V000030
2BPS221672V000031
2BPS221692V000032
2BPS221602V000033
2BPS221622V000034
2BPS221642V000035
2BPS221662V000036
2BPS221682V000037
2BPS2216X2V000038
2BPS221612V000039
2BPS221682V000040
2BPS2216X2V000041
2BPS221612V000042
2BPS221632V000043
2BPS221652V000044
2BPS221672V000045
2BPS221692V000046
2BPS221602V000047

Model 2216

2BPS221622V000048
2BPS221642V000049
2BPS221602V000050
2BPS221622V000051
2BPS221642V000052
2BPS221662V000053
2BPS2216X2V000055
2BPS221612V000056
2BPS221632V000057
2BPS221652V000058
2BPS221672V000059
2BPS221632V000060
2BPS221652V000061
2BPS221672V000062
2BPS221692V000063
2BPS221602V000064
2BPS221622V000065
2BPS221642V000066
2BPS221662V000067
2BPS221682V000068
2BPS2216X2V000069
2BPS221662V000070
2BPS221682V000071
2BPS2216X2V000072
2BPS221612V000073
2BPS221632V000074
2BPS221652V000075
2BPS221672V000076
2BPS221692V000077
2BPS221602V000078
2BPS221622V000079
2BPS221692V000080
2BPS221622V000082
2BPS221662V000084
2BPS221682V000085
2BPS2216X2V000086
2BPS221632V000088
2BPS221652V000089
2BPS221612V000090
2BPS221632V000091
2BPS221652V000092
2BPS221672V000093

Model 2216

2BPS221692V000094
2BPS221602V000095
2BPS221622V000096
2BPS221642V000097
2BPS221662V000098
2BPS221682V000099
2BPS221602V000100
2BPS221642V000102
2BPS221662V000103
2BPS221682V000104
2BPS2216X2V000105
2BPS221612V000106
2BPS221632V000107
2BPS221652V000108
2BPS221672V000109
2BPS221632V000110
2BPS221652V000111
2BPS221672V000112
2BPS221692V000113
2BPS221602V000114
2BPS221622V000115
2BPS221642V000116
2BPS221662V000117
2BPS221682V000118
2BPS2216X2V000119
2BPS221662V000120
2BPS221682V000121
2BPS2216X2V000122
2BPS221612V000123
2BPS221632V000124
2BPS221652V000125
2BPS221602V000128
2BPS221622V000129
2BPS221602V000131
2BPS221622V000132
2BPS221642V000133
2BPS221662V000134
2BPS221682V000135
2BPS221612V000137
2BPS221652V000139
2BPS221612V000140
2BPS221632V000141

Model 2216

2BPS221652V000142
2BPS221672V000143
2BPS221692V000144
2BPS221602V000145
2BPS221622V000146
2BPS221662V000148
2BPS221682V000149
2BPS221642V000150
2BPS221662V000151
2BPS2216X2V000153
2BPS221612V000154
2BPS221652V000156
2BPS221672V000157
2BPS221692V000158
2BPS221602V000159
2BPS221692V000161
2BPS221602V000162
2BPS221622V000163
2BPS221642V000164
2BPS221682V000166
2BPS2216X2V000167
2BPS221612V000168
2BPS2216X2V000170
2BPS221612V000171
2BPS221632V000172
2BPS221622V000177
2BPS221642V000178
2BPS221662V000179
2BPS221622V000180
2BPS221662V000182
2BPS221682V000183
2BPS2216X2V000184
2BPS221632V000186
2BPS221652V000187
2BPS221672V000188
2BPS221652V000190
2BPS221672V000191
2BPS221692V000192
2BPS221682V000197
2BPS221642V000200
2BPS221662V000201
2BPS2216X2V000220

Model 2218

2BPS221872V000001
2BPS221842V000022
2BPS221852V000059
2BPS221812V000060
2BPS221892V000064
2BPS221862V000068
2BPS221882V000069
2BPS221882V000072
2BPS2218X2V000073
2BPS221892V000081
2BPS221802V000082
2BPS221822V000083
2BPS221842V000084
2BPS221882V000086
2BPS2218X2V000087
2BPS221832V000089
2BPS2218X2V000090
2BPS221812V000091
2BPS221832V000092
2BPS221802V000096
2BPS221822V000097
2BPS221842V000098
2BPS221862V000099
2BPS221892V000100
2BPS221802V000101
2BPS221822V000102
2BPS221842V000103
2BPS221862V000104
2BPS221882V000105
2BPS2218X2V000106
2BPS221812V000107
2BPS221832V000108
2BPS221852V000109
2BPS221812V000110
2BPS221832V000111
2BPS221852V000112
2BPS221872V000113
2BPS221892V000114
2BPS221802V000115
2BPS221822V000116
2BPS221842V000117
2BPS221862V000118

Model 2218

2BPS221882V000119
2BPS221842V000120
2BPS221862V000121
2BPS221882V000122
2BPS2218X2V000123
2BPS221812V000124
2BPS221832V000125
2BPS221852V000126
2BPS221872V000127
2BPS221892V000128
2BPS221802V000129
2BPS221872V000130
2BPS221892V000131
2BPS221802V000132
2BPS221822V000133
2BPS221842V000134
2BPS221862V000135
2BPS221882V000136
2BPS2218X2V000137
2BPS221812V000138
2BPS221832V000139
2BPS2218X2V000140
2BPS221812V000141
2BPS221832V000142
2BPS221852V000143
2BPS221872V000144
2BPS221892V000145
2BPS221802V000146
2BPS221822V000147
2BPS221842V000148
2BPS221862V000149
2BPS221822V000150
2BPS221842V000151
2BPS221862V000152
2BPS221882V000153
2BPS2218X2V000154
2BPS221812V000155
2BPS221832V000156
2BPS221852V000157
2BPS221872V000158
2BPS221892V000159
2BPS221852V000160

Model 2218

2BPS221872V000161
2BPS221892V000162
2BPS221802V000163
2BPS221822V000164
2BPS221842V000165
2BPS221862V000166
2BPS221882V000167
2BPS2218X2V000168
2BPS221812V000169
2BPS221882V000170
2BPS2218X2V000171
2BPS221812V000172
2BPS221832V000173
2BPS221852V000174
2BPS221872V000175
2BPS221892V000176
2BPS221802V000177
2BPS221822V000178
2BPS221842V000179
2BPS221822V000181
2BPS221842V000182
2BPS221862V000183

SAFETY RECALL NOTICE



BOMBARDIER *RECREATIONAL PRODUCTS*

Bombardier Inc.

565 de la Montagne
Valcourt, Québec, Canada J0E 2L0
Telephone 1(450) 532-2211
Fax 1(450) 532-5032
<http://www.recreation.bombardier.com>

Date: November 8, 2001

Certified / Registered Mail

Dear Ski-Doo® Summit™ 500 Fan, Summit 700 R, Summit 800 or Summit 800 R Owner,

This Safety Alert/Recall/Campaign is being conducted in cooperation with the U.S. Consumer Product Safety Commission, Washington, DC in the U.S., and with Transport Canada in Canada, who will monitor its effectiveness.

What is the reason for this notice?

Bombardier Motor Corporation of America in the U.S. and Bombardier Inc., Recreational Products in Canada (collectively "Bombardier") are conducting a voluntary safety recall of certain 2002 Ski-Doo Summit 500 Fan, Summit 700 R, Summit 800 and Summit 800 R snowmobiles. Our records indicate that you are the owner of a potentially affected vehicle.

What is the problem?

It is possible that some of the involved units may have been assembled with a right side ski, from our supplier, using a mold identified as **DSO14 H/G3**. All right side skis with DSO14 H/G3 mold identification must be replaced. A crack may appear on the ski bottom, in the center portion of the ski on the runner side. This condition could cause the ski to break which may lead to a loss of control of the vehicle posing a serious injury or death hazard.

What should you do?

Call an authorized Bombardier dealer and make an appointment to have your Summit 500 Fan, Summit 700 R, Summit 800 or Summit 800 R right side ski inspected and, if necessary, replaced. *This work will be performed at no charge to you.*

What to do if you feel this notice is an error?

This notice was mailed to you according to the most current information we have available. If you no longer own this vehicle or some information in this notice is incorrect, please contact Bombardier at your earliest convenience.

If you have questions.

If you have questions about this notice, or need assistance with contacting a Bombardier authorized Ski-Doo dealer, please call **1 (715) 848-4957 (USA) or 1 (819) 566-3366 (Canada)**.

We apologize for any inconvenience this may cause you. Thank you for your immediate attention to this matter.

Sincerely,

After-Sales Service Department
Bombardier Recreational Products

SAFETY RECALL NOTICE (REVISION)



BOMBARDIER *RECREATIONAL PRODUCTS*

Bombardier Inc.

565 de la Montagne
Valcourt, Québec, Canada J0E 2L0
Telephone 1(450) 532-2211
Fax 1(450) 532-5032
<http://www.recreation.bombardier.com>

Date: November 22, 2001

Certified / Registered Mail

Dear Ski-Doo® Summit™ 700 R Owner,

You have recently received a registered letter following a SAFETY RECALL concerning the right side ski on your snowmobile.

After further investigation, we hereby come to the conclusion that all yellow skis meet or exceed our highest quality standards and therefore, are not included in the above-mentioned SAFETY RECALL, not having been produced in the same suspected mould at our supplier's.

What should you do?

Simply ignore the registered letter you have recently received asking you to call an authorized Bombardier snowmobile dealer since **all Summit 700 R with yellow skis are excluded** of the involved vehicle listing.

What to do if you feel this notice is an error?

This notice was mailed to you according to the most current information we have available. If you no longer own this vehicle or some information in this notice is incorrect, please contact Bombardier at your earliest convenience.

If you have questions.

If you have questions about this notice, please call **1 (715) 848-4957 (USA) or 1 (819) 566-3366 (Canada)**.

We apologize for any inconvenience this may cause you. Thank you for your understanding in this matter.

Sincerely,

After-Sales Service Department
Bombardier Recreational Products

Please route to :

	Init.
<input type="checkbox"/> Service	<input type="checkbox"/>
<input type="checkbox"/> Sales	<input type="checkbox"/>
<input type="checkbox"/> Parts	<input type="checkbox"/>



QUALITY

SNOWMOBILES



NOTE: Repair only if described symptoms exist or are noticed.

No. **2002-3**

Date: November 5, 2001

SUBJECT: MX Z[®]x 440 Mandatory Calibration Change for Trail Use/Warranty Validation Requirements

YEAR	MODEL	MODEL NUMBER	SERIAL NUMBER
2002	MX Zx 440 Racing	1948/2120/2129	All

CAUTION: This vehicle was designed and built for snow cross racing application. It is factory calibrated to use 108 octane fuel. Use of lower octane fuels as regular and even premium pump fuels is inadequate and **will cause severe engine damage**. Never run or even start the engine with regular pump fuel.

PROBLEM

Limited warranty coverage cannot be validated on above mentioned units with factory installed high compression inserts, main jets, octane selector switch and harness.

SOLUTION

Change those high compression inserts for standard compression inserts.

Remove the octane selector switch and the harness (located between switch and connector under console).

Change main jets.

IMPORTANT: A hang tag is now being attached to all involved units not yet delivered to dealers/distributors stating the importance of inserts and main jets change with removal of octane selector switch and harness (located between switch and connector under console) in order to validate the limited warranty coverage.

PARTS REQUIRED


DESCRIPTION	PART NUMBER	QTY
Standard Compression Insert	420 923 870	2
Main Jet (310)	404 107 800	1
Main Jet (300)	404 101 200	1
Plug	572 051 500 ①	1
Locking Tie	414 115 200 ②	1

① When ordering quantity 1 of this part number, dealer/distributor receives a pack of 5 plugs.

② When ordering quantity 1 of this part number, dealer/distributor receives a pack of 50 locking ties.

Order parts through regular channel.

PROCEDURE



Remove octane selector switch.
 Gently remove decal using heat gun.
 Remove harness between switch and connector.
 Cut locking tie on harness.
 Remove connector from housing support on console.
 Disconnect and remove harness.
 Install new locking tie to fix the DESS switch.
 Install plug in switch hole.
 Change high compression inserts for standard compression inserts.
NOTE: Installation of these inserts and herein described parts removal/change validate the limited warranty coverage.

Disassembly

Cylinder

Remove spark plugs.
 Drain coolant and remove coolant outlet.

⚠ WARNING

Never drain or refill the cooling system when engine is hot.

Unscrew cylinder head cover then cylinder head.


Assembly

Cylinder Head Cover, Cylinder Head and Cylinder

Check flatness of part sealing surfaces.

Refer to LEAK TEST AND ENGINE DIMENSION MEASUREMENT of Ski-Doo *Shop Manual* and look for **Checking Surface Flatness**.

At assembly, torque cylinder head screws to 29 N•m (21 lbf•ft) in the following illustrated sequence.



Install socket outlet and tighten screws to 12 N•m (106 lbf•in). Note position of longer screw.

CAUTION: It is of the utmost importance to proceed with the following changes and/or replacement if standard inserts are installed:

- Main jets have to be changed from 260 PTO side to 310 and from 250 MAG side to 300.
- Calibration screws on TRA pulley must be set to position 5 (instead of position 4).

NOTE: After standard compression inserts have been installed and carburetor re-jetted, premium pump fuel (91 octane) should be used.

WARRANTY

Complete a **written** warranty claim form (P/N 484 070 600) using the following information.

Claim Type	03
Flat Rate Time	1.0 hour
Job Code	01 171

Do not claim through BOSSWeb since units are coded without warranty.

For claiming procedure, refer to the *Dealer/Distributor Warranty Guide*.

Inserts, main jets, harness and switch change must be performed prior to retail delivery of snowmobile or prior to registering unit as a demonstrator.

IMPORTANT: Warranty validation is therefore conditional to our receiving of the high compression inserts, the main jets, the octane selector switch and the harness **in their original brand new condition**, at our Warranty Parts Return Center.

NOTE: Do not delay parts shipment; this would delay limited warranty coverage.

Canadian Dealers/Distributors, return to:

Bombardier Inc.,
Recreational Products,
Warranty Parts Inspection Center,
565 de la Montagne,
Valcourt (Québec)
J0E 2L0

USA Dealers/Distributors, return to:

Bombardier Motor Corporation of America,
c/o Warranty Department,
7575 Bombardier Court,
Wausau, WI
54401

Please route to:

	Init.
<input type="checkbox"/> Service	<input type="checkbox"/>
<input type="checkbox"/> Sales	<input type="checkbox"/>
<input type="checkbox"/> Parts	<input type="checkbox"/>



QUALITY

SNOWMOBILES



NOTE: Repair only if described symptoms exist or are noticed.

Campaign
no. 2002-0004

No. **2002-4**

REVISION 1 ←

Date: February 19, 2002

SUBJECT: MPEM Recalibration for High Altitude Operation ONLY

YEAR	MODEL	MODEL NUMBER	SERIAL NUMBER
2002	Summit™ 800 HM X/HM/X/SPORT Summit 800 R HM X/HM/X/SPORT	1957/1958/1959/1960/1961/1962/1963/ 1964/1965/1966/1967/1968/1969/1970/ 1971/1972/1973/1974/1975/1976/2121/ 2122/2123/2124/2132/2190/2191/2192/ 2193/2194/2195/2196/2197/2198/2199/ 2200/2205/2215/2216/2217/2218	All
2002	Summit 700 SPORT Summit 700 R SPORT	1977/1978/1979/1980/1981/ 1982/1983/1984/2208/2209	All

➔ This **Revision 1** is to exclude all above-mentioned Summit 800 models from this *Quality Warranty Bulletin*.

Refer to *Quality Warranty Bulletin no. 2002-12, Campaign no. 2002-0010*, for coverage of above-mentioned Summit 800 models.

PROBLEM

The above-mentioned units will experience a lack of acceleration (bog) at 5000 RPM during high altitude operation (at and above 915 m (3000 ft)), which could lead to engine quitting.

SOLUTION

Recalibrate MPEM on all units used at and above 915 m (3000 ft).

IMPORTANT: Do not recalibrate units used at low altitude since it would be totally useless and vehicle performance will not improve.

PART REQUIRED

DESCRIPTION	PART NUMBER	QTY
Recalibration cartridge	512 059 714	1

Starting November 30th, a recalibration cartridge will be auto-shipped **free of charge** to all dealers/distributors in the following regions:

CANADA	
Alberta	North West Territories
British Columbia	Yukon


USA	
California	North Dakota
Colorado	Oregon
Idaho	South Dakota
Montana	Washington
Nebraska	Utah
Nevada	Wyoming
New Mexico	

All other dealers/distributors will have to order it, if needed, by calling their service representative at the following numbers:

**1 800 366-6992 (USA) or
1 800 361-9980 (Canada).**

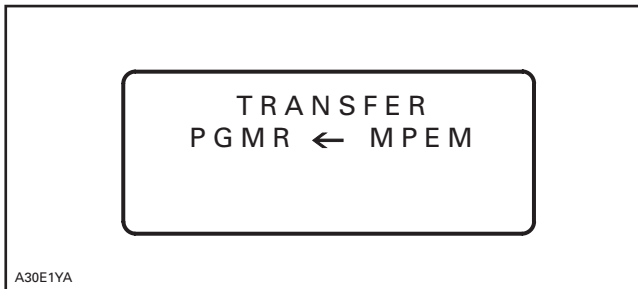
PROCEDURE

This MPEM recalibration procedure must be done using the by-pass wire (P/N 529 035 675) and the programming cartridge (P/N 512 059 714) which will be auto-shipped to the dealers/distributors in regions listed on first page of this document. This procedure changes the DPM compensation curve.

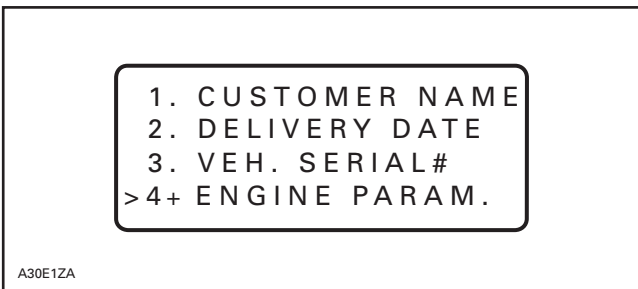


Connect by-pass wire. Turn on programmer then enter password.

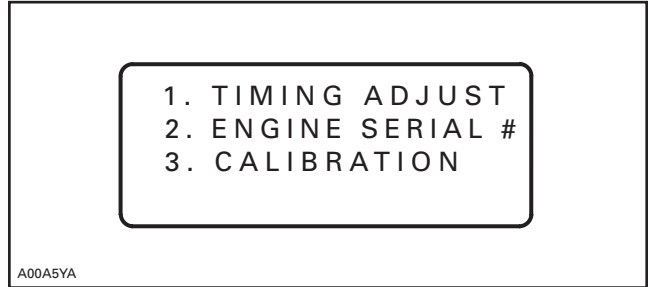
Press 3 for VEHICLE INFO, following screen appears temporarily:



Followed by this screen:

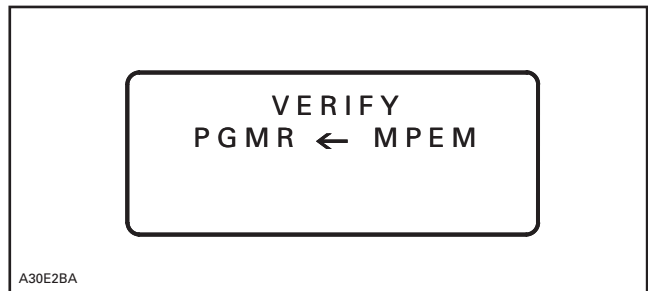


Press 4 for ENGINE PARAMETERS, following screen appears:

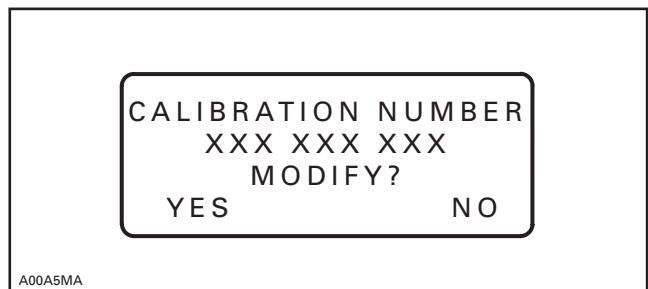


Press 3 for CALIBRATION.

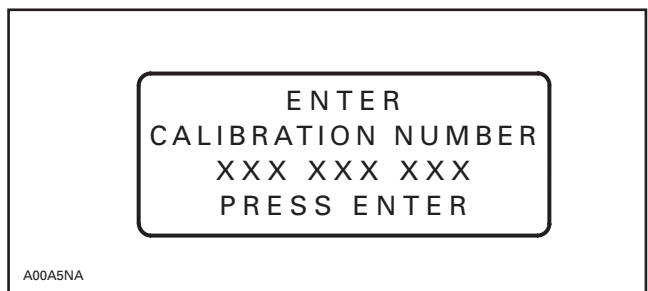
← Trs appears temporarily and then following screen:



And the following screen showing the actual calibration number in the vehicle.



Select YES to MODIFY? and press ENTER; following screen appears:

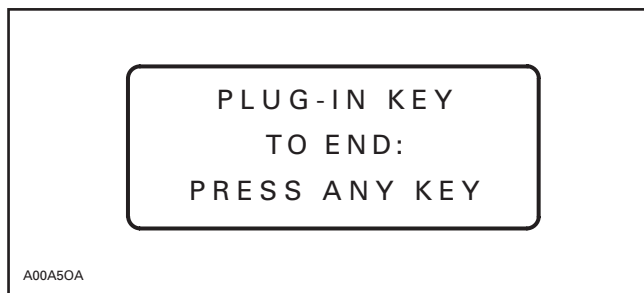


Enter calibration number:

- 512 059 715 for Summit 700 models
- 512 059 717 for Summit 800 models.

IMPORTANT: Be sure to enter the correct number. ←

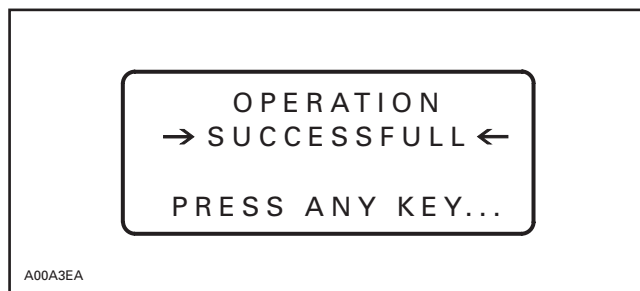
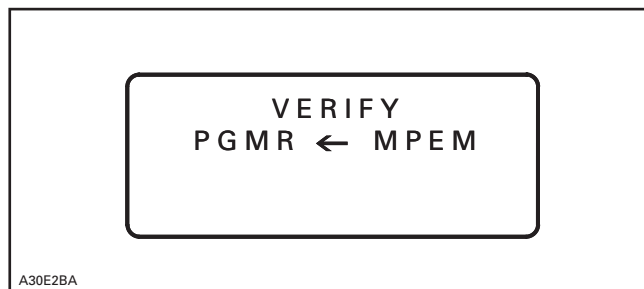
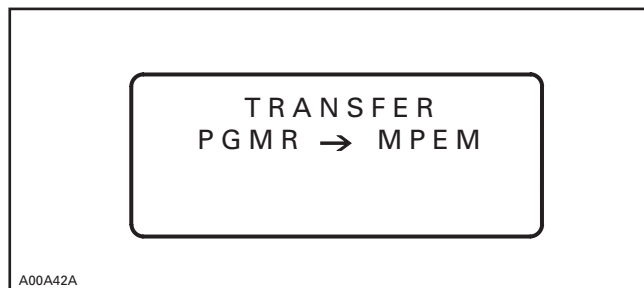
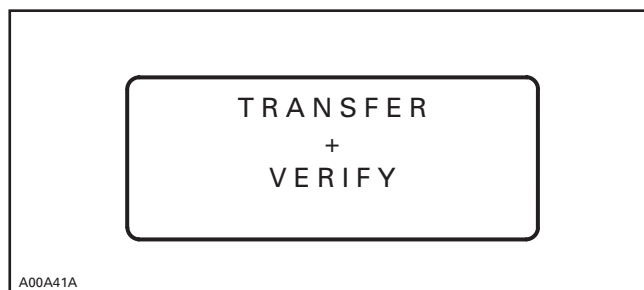
Press ENTER, following screen appears:



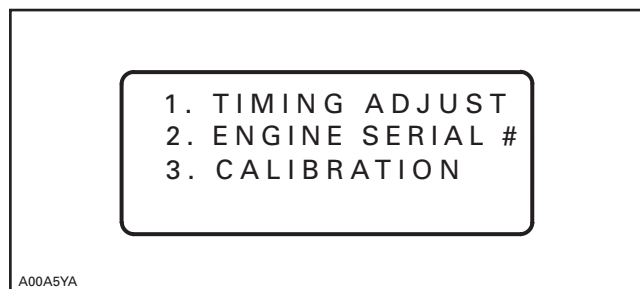
NOTE: If an error occurred during data entry, the procedure will have to be redone completely.

When calibration cartridge is plugged-in, a transfer will occur: **← Trs**.

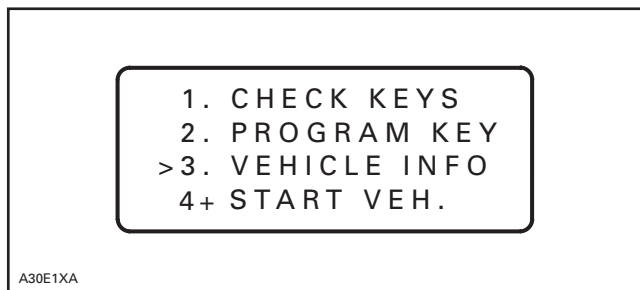
Plug-in calibration cartridge (P/N 512 059 714) onto the programmer post, the following screens will appear temporarily:



Press any key, **← Trs** will appear followed by next screen:



Press MENU twice, following screen will appear:



Reprogramming is completed.

WARRANTY

Submit a warranty claim using the following information:

Campaign Number	2002-0004
Claim Type	07
Flat Rate Time	0.3 hour
Expiration Date	November 27, 2002

① This type of campaign **QUALITY** is excluded when calculating the warranty completion rate.

For claiming procedure, refer to the *Dealer/Distributor Warranty Guide*.

Please route to :

<input type="checkbox"/> Service	<input type="checkbox"/> Init.
<input type="checkbox"/> Sales	<input type="checkbox"/>
<input type="checkbox"/> Parts	<input type="checkbox"/>



**WARRANTY
CAMPAIGN**



CAUTION: All involved customers must be notified, all involved units must be corrected as per instructions herein.

Campaign
no. 2002-0003

No. **2002-5**

Date: November 29, 2001

**SUBJECT: Needle Jet Height in TM-40
Carburetors**

YEAR	MODELS INVOLVED	MODEL NUMBERS INVOLVED	SERIAL NUMBERS EXCLUDED
2002	All models equipped with 793 engines and DPM	1880/1881/1882/1883/1884/1885/1892/1893/1894/1895/1896/1897/1957/1958/1959/1960/1961/1962/1963/1964/1965/1966/1967/1968/1969/1970/1971/1972/1973/1974/1975/1976/1993/1994/1996/2011/2012/2013/2014/2047/2048/2049/2050/2121/2122/2123/2124/2125/2132/2134/2136/2137/2143/2172/2173/2174/2175/2176/2177/2190/2191/2192/2193/2194/2195/2196/2197/2198/2199/2200/2205/2215/2216/2217/2218	See attached list for excluded vehicles
2002	All models equipped with 693 engines and DPM	1898/1899/1900/1901/1902/1903/1977/1978/1979/1980/1981/1982/1983/1984/1997/1998/1999/2000/2019/2020/2021/2022/2071/2072/2073/2074/2135/2157/2159/2166/2167/2168/2169/2170/2171/2178/2179/2180/2181/2182/2183/2206/2207/2208/2209	See attached list for excluded vehicles
2002	All models equipped with 593 engines and DPM	1886/1887/1888/1889/1890/1891/1904/1905/1906/1907/1908/1909/1985/1986/1987/1988/1989/1990/1991/1992/2005/2006/2007/2008/2015/2016/2017/2018/2023/2024/2025/2026/2051/2052/2075/2076/2077/2078/2126/2133/2138/2148/2149/2184/2185/2186/2187/2188/2189	See attached list for excluded vehicles
2002	Models equipped with 693 engines and without DPM	2027/2028/2029/2030/2079/2080/2081/2082	See attached list for excluded vehicles
2002	Models equipped with 593 engines and without DPM	2031/2032/2033/2034/2083/2084/2085/2086	See attached list for excluded vehicles
2002	Models equipped with 493 engines	2035/2036/2037/2038/2087/2088/2089/2090/2140	See attached list for excluded vehicles

PROBLEM

The constant monitoring of the field performance of our vehicles has led us to discover that some TM-40 carburetors have been delivered from Mikuni to us out of specification. Since this defect can have an effect on the performance of the vehicle and lead to piston seizure (more severe on DPM equipped vehicles), we urge you to perform the following procedure on all involved vehicles you have on hand or have already delivered.

Because you are as involved as we are in supporting our customers, we know we can count on you to reach all involved vehicles, fix them, and allow customers to have a snowmobile season according to their high expectations.

We will send a letter mid-december to all owners with an involved snowmobile to ask them to call you to make an appointment.

SOLUTION


Readjust needle jet height to specification using new autoshipped tool kit for needle jet adjustment.

PART REQUIRED

DESCRIPTION	P/N	QTY
TM-40 needle jet tool kit	590 122 400	1

This tool kit will be auto-shipped free of charge as of November 30, 2001.

This kit is made of the following parts:



1. Long punch
2. Short punch
3. Calibrated pusher
4. Guide

PROCEDURE

IMPORTANT NOTICE: The calibration of the snowmobiles equipped with a DPM is more critical than calibration of units without this feature. Piston seizure is therefore more likely to happen if repair is not done. So, these vehicles should be repaired as soon as possible.

Remove belt guard.

Loosen carburetor clamps, unclip DPM (if so equipped) and air temperature sensor.


NOTE: To unclip DPM, twist it gently downward to make sure not to break any fittings.

Remove air intake silencer.

Unscrew carburetor covers.


SAFETY NOTE: To avoid forgetting to remove locking tie before starting engine, attach tether cord DESS cap to handle grip with the locking tie used to fasten the throttle lever.

Tie throttle lever and tether cord DESS cap to handle grip using a locking tie. This will facilitate the procedure.



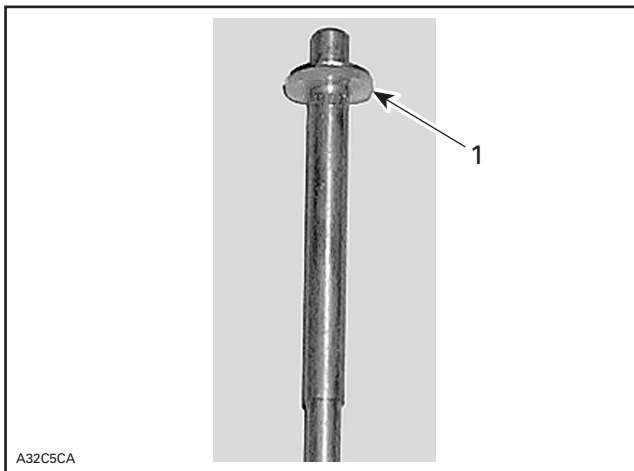
1. Locking tie
2. DESS cap

Remove Allen screw and retaining hook to free needle.



1. Retaining hook

Using long nose pliers, remove jet needle. Take care not to lose plastic washer.



1. Plastic washer

Install a hose pincher on coolant output hose and shut off coolant input valve.

Lay a rag under carburetors to soak up spilled coolant.

Unscrew clamps retaining carburetors to intake sockets.

Remove rubber latch and turn carburetors upward to free them from engine.

Install a hose pincher on carburetors fuel hose.

⚠ WARNING

Fuel is flammable and explosive. Never smoke or allow flame or spark in vicinity. Always wipe off any fuel spillage from the vehicle.


Remove drain screw over a container to avoid fuel spillage into the bottom pan.

Remove main jets.


NOTE: A brass washer is press fitted in carburetor body and should remain in place. Don't try to remove it.

Insert short punch no. 2 from underneath and gently tap with a plastic/fiber hammer. Tap until the tool touches the carburetor body (the sound will change). Needle jet will raise upward 1.0 to 1.5 mm (1/32 to 1/16 in).

CAUTION: Tap gently in order to avoid scratching or altering parts.




TAP GENTLY



A. 1.0 to 1.5 mm (1/32 to 1/16 in)


In venturi, insert first, manually, the guide no. 4 on top of needle jet.

Install calibrated pusher no. 3 into guide.



1. Guide
2. Calibrated pusher

Insert long punch no. 1 from top in jet needle canal. Using a plastic/fiber hammer, gently tap on punch until calibrated pusher comes in contact with guide.



CALIBRATED PUSHER IN CONTACT WITH GUIDE

Remove tools from carburetor.

Reinstall jet needle. **Make sure plastic washer is in place.**

Apply Loctite 243 on Allen screw threads and secure retaining hook in place. Torque to $1.0 \pm 0.3 \text{ N}\cdot\text{m}$ ($9 \pm 3 \text{ lbf}\cdot\text{in}$).

Reinstall top covers. Make sure lock washers are in place. Torque to $3.5 \pm 1.0 \text{ N}\cdot\text{m}$ ($2.6 \pm 0.7 \text{ lbf}\cdot\text{ft}$).

At bottom of carburetor, reinstall main jets, torque them to $2.0 \pm 0.5 \text{ N}\cdot\text{m}$ ($1.5 \pm 0.35 \text{ lbf}\cdot\text{ft}$), screw drain screws and torque them to $6.0 \pm 1.5 \text{ N}\cdot\text{m}$ ($4.4 \pm 1.1 \text{ lbf}\cdot\text{ft}$).

Remove hose pincher from carburetors fuel hose.

Reinstall carburetors in intake sockets and put rubber latch back in place.

Tighten clamps retaining carburetors to intake sockets.

Remove rag.

Remove hose pincher on coolant output hose and open coolant input valve.

Cut locking tie retaining throttle lever and safety lanyard to handlebar. **Make sure throttle lever moves freely.**

Reinstall air intake silencer.

Tighten carburetor clamps, twist back DPM in place (if so equipped) and clip air temperature sensor.

NOTE: Take care not to break fittings on DPM while reinstalling.

Reinstall belt guard.

Start vehicle.

Make sure choke operates correctly.

Check coolant level and fill reservoir to the cold line if required.

WARRANTY

Complete a warranty claim form using the following information:

Campaign Number	2002-0003
Claim Type	07
Flat Rate	0.8 hour
Expiration Date	November 28, 2002

For claiming procedure, refer to the *Warranty Guide*.

Refer to the Campaign Monitoring function on BOSSWeb for a listing of the involved vehicles registered at your dealership.

SERIAL NUMBERS OF SNOWMOBILES (excluded from this campaign)

1880 Model

2BPS188022V000056	2BPS188072V000084	2BPS188052V000102	2BPS188002V000119	2BPS188072V000134
2BPS188072V000070	2BPS188042V000088	2BPS188002V000105	2BPS188002V000122	2BPS188062V000139
2BPS188092V000071	2BPS188032V000101	2BPS188072V000117	2BPS188042V000124	2BPS188022V000140

1881 Model

2BPS188132V000012	2BPS188102V000436	2BPS188172V000448	2BPS188102V000467	2BPS188152V000481
2BPS188132V000186	2BPS188122V000437	2BPS188192V000452	2BPS188122V000468	2BPS188172V000482
2BPS188132V000219	2BPS188142V000438	2BPS188102V000453	2BPS188142V000469	2BPS188192V000483
2BPS188182V000328	2BPS188162V000439	2BPS188122V000454	2BPS188142V000472	2BPS188122V000485
2BPS188132V000379	2BPS188122V000440	2BPS188162V000456	2BPS188182V000474	2BPS188142V000486
2BPS188132V000432	2BPS188182V000443	2BPS1881X2V000461	2BPS1881X2V000475	2BPS188162V000487
2BPS188152V000433	2BPS1881X2V000444	2BPS188172V000465	2BPS188132V000477	2BPS188182V000491
2BPS188172V000434	2BPS188112V000445	2BPS188192V000466	2BPS188172V000479	

1882 Model

2BPS188232V000018	2BPS188262V000028	2BPS188232V000035	2BPS188252V000036	2BPS188272V000037
-------------------	-------------------	-------------------	-------------------	-------------------

1883 Model

2BPS188372V000080	2BPS188342V000179	2BPS188362V000202	2BPS188312V000219
2BPS188382V000153	2BPS1883X2V000185	2BPS188382V000203	2BPS188382V000220
2BPS188352V000174	2BPS188352V000188	2BPS188362V000216	2BPS1883X2V000221

1884 Model

2BPS188432V000005	2BPS1884X2V000020	2BPS188452V000023
-------------------	-------------------	-------------------

1885 Model

2BPS188562V000010	2BPS188522V000022	2BPS188582V000042	2BPS188592V000082
-------------------	-------------------	-------------------	-------------------

1886 Model

2BPS188642V000001	2BPS188652V000007	2BPS188692V000012	2BPS1886X2V000018	2BPS188682V000020
2BPS1886X2V000004	2BPS188672V000011	2BPS188622V000014	2BPS188612V000019	2BPS188612V000022

1887 Model

2BPS188782V000057	2BPS188742V000105	2BPS188782V000155	2BPS188772V000163	2BPS1887X2V000254
2BPS188772V000079	2BPS188752V000128	2BPS1887X2V000156	2BPS188722V000183	2BPS188732V000256
2BPS188752V000081	2BPS188712V000143	2BPS188712V000157	2BPS188742V000184	2BPS188772V000258
2BPS188792V000097	2BPS188732V000144	2BPS188732V000158	2BPS188712V000191	2BPS188702V000263
2BPS188702V000098	2BPS188752V000145	2BPS188712V000160	2BPS188732V000192	2BPS188722V000264
2BPS188702V000103	2BPS188722V000149	2BPS188732V000161	2BPS188792V000195	2BPS188762V000266

1888 Model (no exclusion with this model number)

1889 Model

2BPS188942V000011	2BPS188952V000017	2BPS188952V000020	2BPS188922V000024
2BPS188962V000012	2BPS188972V000018	2BPS188972V000021	2BPS188942V000025
2BPS188932V000016	2BPS188992V000019	2BPS188902V000023	2BPS188912V000029

1890 Model

2BPS189032V000002	2BPS189072V000004	2BPS189022V000007	2BPS189062V000009	2BPS189042V000011
2BPS189052V000003	2BPS189002V000006	2BPS189042V000008	2BPS189022V000010	

1891 Model

2BPS189112V000007	2BPS189132V000011	2BPS189122V000016	2BPS189132V000025
2BPS189132V000008	2BPS189152V000012	2BPS189142V000017	2BPS189172V000027
2BPS189152V000009	2BPS189192V000014	2BPS1891X2V000023	

1892 Model

2BPS189222V000042

1893 Model (no exclusion with this model number)

1894 Model

2BPS189492V000041 2BPS189462V000059 2BPS189442V000089

1895 Model (no exclusion with this model number)

1896 Model

2BPS189652V000006 2BPS189672V000010

1897 Model (no exclusion with this model number)

1898 Model (no exclusion with this model number)

1899 Model (no exclusion with this model number)

1900 Model

2BPS190032V000097

1901 Model (no exclusion with this model number)

1902 Model

2BPS190202V000043 2BPS190252V000071

1903 Model

2BPS190302V000097 2BPS190392V000146

1904 Model (no exclusion with this model number)

1905 Model

2BPS1905X2V000089

1906 Model (no exclusion with this model number)

1907 Model

2BPS190762V000091 2BPS1907X2V000093

1908 Model

2BPS190852V000009

1909 Model

2BPS190962V000044 2BPS190932V000051 2BPS190942V000110 2BPS190962V000139

1957 Model

2BPS195782V000005

1958 Model2BPS195832V000020 2BPS195862V000061 2BPS195842V000088 2BPS1958X2V000113 2BPS195842V000172
2BPS195802V000055 2BPS195862V000075 2BPS195822V000090 2BPS195832V000115 2BPS1958X2V000175**1959 Model**2BPS195982V000006 2BPS195942V000018 2BPS195942V000021 2BPS195902V000033
2BPS195972V000014 2BPS195922V000020 2BPS195982V000023 2BPS195982V000068

1960 Model

2BPS196052V000013 2BPS196062V000067 2BPS196002V000128 2BPS196052V000156
 2BPS196042V000018 2BPS196012V000090 2BPS196002V000145 2BPS1960X2V000167
 2BPS196052V000044 2BPS196072V000093 2BPS196022V000146

1961 Model

2BPS196102V000011 2BPS196182V000029

1962 Model

2BPS196202V000017 2BPS196212V000060 2BPS196232V000089
 2BPS1962X2V000025 2BPS196282V000069 2BPS196202V000096

1963 Model

2BPS1963X2V000034 2BPS196352V000040 2BPS196322V000058 2BPS196362V000063
 2BPS196392V000039 2BPS196312V000052 2BPS196322V000061 2BPS196382V000064

1964 Model

2BPS196432V000014 2BPS196482V000333 2BPS196452V000371 2BPS196462V000380 2BPS1964X2V000396
 2BPS196472V000016 2BPS1964X2V000334 2BPS196472V000372 2BPS1964X2V000382 2BPS196482V000400
 2BPS196492V000051 2BPS196452V000337 2BPS196492V000373 2BPS196432V000384 2BPS196412V000402
 2BPS196492V000261 2BPS196432V000353 2BPS196402V000374 2BPS196492V000387 2BPS196452V000421
 2BPS1964X2V000284 2BPS196402V000357 2BPS196442V000376 2BPS196402V000388 2BPS196462V000430
 2BPS196412V000304 2BPS196472V000369 2BPS196462V000377 2BPS196402V000391
 2BPS196402V000326 2BPS196432V000370 2BPS196482V000378 2BPS196422V000392

1965 Model

2BPS196592V000009 2BPS196502V000013 2BPS196512V000019 2BPS196522V000028
 2BPS196572V000011 2BPS196542V000015 2BPS196512V000022 2BPS196552V000038
 2BPS196592V000012 2BPS196582V000017 2BPS196592V000026

1966 Model

2BPS196632V000001 2BPS196632V000029 2BPS196632V000046 2BPS196682V000060 2BPS196682V000091
 2BPS196692V000004 2BPS196632V000032 2BPS196652V000047 2BPS1966X2V000061 2BPS196622V000099
 2BPS196642V000007 2BPS196652V000033 2BPS196672V000048 2BPS196632V000063 2BPS196642V000105
 2BPS196662V000008 2BPS196692V000035 2BPS196692V000049 2BPS196652V000064 2BPS196662V000204
 2BPS196662V000011 2BPS196602V000036 2BPS196652V000050 2BPS196672V000065 2BPS196652V000209
 2BPS196652V000016 2BPS196622V000037 2BPS196672V000051 2BPS196632V000080 2BPS196692V000245
 2BPS196672V000017 2BPS196642V000038 2BPS196692V000052 2BPS196652V000081 2BPS196642V000248
 2BPS196602V000019 2BPS196662V000039 2BPS196602V000053 2BPS196622V000085 2BPS196622V000281
 2BPS196692V000021 2BPS196642V000041 2BPS196622V000054 2BPS196642V000086
 2BPS196682V000026 2BPS196682V000043 2BPS196642V000055 2BPS196662V000087
 2BPS1966X2V000027 2BPS1966X2V000044 2BPS196662V000056 2BPS196682V000088
 2BPS196612V000028 2BPS196612V000045 2BPS196612V000059 2BPS1966X2V000089

1967 Model (no exclusion with this model number)**1968 Model**

2BPS196832V000002 2BPS196812V000063 2BPS196872V000066 2BPS196822V000069 2BPS196802V000071

1969 Model

2BPS196922V000002 2BPS196922V000016 2BPS196932V000025 2BPS196972V000027 2BPS196992V000031

1970 Model

2BPS197032V000008 2BPS197042V000020 2BPS197002V000029 2BPS197042V000034 2BPS197032V000042
 2BPS197052V000009 2BPS197062V000021 2BPS197072V000030 2BPS197012V000038 2BPS197052V000043

1971 Model

2BPS197192V000006 2BPS197102V000010 2BPS197142V000012 2BPS197132V000017

1972 Model

2BPS197212V000008 2BPS197262V000036

1973 Model

2BPS197372V000023

1974 Model

2BPS197402V000096	2BPS197452V000174	2BPS197432V000187	2BPS197492V000193	2BPS197402V000227
2BPS197472V000144	2BPS197472V000175	2BPS197452V000188	2BPS197442V000196	
2BPS197442V000148	2BPS197482V000184	2BPS197472V000189	2BPS197482V000203	
2BPS1974X2V000154	2BPS1974X2V000185	2BPS197432V000190	2BPS197432V000206	
2BPS197442V000165	2BPS197412V000186	2BPS197472V000192	2BPS197472V000211	

1975 Model

2BPS197542V000031 2BPS197592V000039

1976 Model

2BPS197602V000004	2BPS197672V000016	2BPS197622V000022	2BPS197642V000149	2BPS197692V000177
2BPS197682V000008	2BPS197602V000018	2BPS1976X2V000026	2BPS197622V000151	
2BPS197652V000015	2BPS197602V000021	2BPS197692V000096	2BPS197612V000156	

1977 Model

2BPS197742V000015	2BPS197802V000036	2BPS197832V000046	2BPS197882V000110	2BPS197892V000228
2BPS1977X2V000021	2BPS197862V000039	2BPS197842V000055	2BPS197802V000120	2BPS197892V000231
2BPS197822V000006	2BPS197842V000041	2BPS197852V000064	2BPS197812V000126	
2BPS1978X2V000030	2BPS1978X2V000044	2BPS1978X2V000108	2BPS197892V000147	

1978 Model (no exclusion with this model number)**1979 Model** (no exclusion with this model number)**1980 Model**

2BPS198042V000002	2BPS198082V000035	2BPS198072V000074	2BPS198092V000092	2BPS198092V000111
2BPS198052V000008	2BPS198002V000045	2BPS198022V000077	2BPS198002V000093	2BPS198082V000133
2BPS198032V000010	2BPS1980X2V000053	2BPS198042V000078	2BPS1980X2V000098	2BPS198012V000135
2BPS198052V000011	2BPS198052V000056	2BPS198062V000079	2BPS198012V000099	2BPS198032V000136
2BPS198092V000027	2BPS198042V000064	2BPS1980X2V000084	2BPS198042V000100	2BPS198092V000142
2BPS198022V000032	2BPS198012V000071	2BPS198092V000089	2BPS198052V000106	
2BPS198042V000033	2BPS198052V000073	2BPS198072V000091	2BPS198002V000109	

1981 Model

2BPS198102V000040 2BPS198172V000052 2BPS198112V000063 2BPS198122V000069 2BPS198192V000117

1982 Model

2BPS198222V000002	2BPS1982X2V000023	2BPS198212V000041	2BPS198242V000275	2BPS198252V000303
2BPS198242V000003	2BPS198212V000024	2BPS1982X2V000068	2BPS198262V000276	2BPS198292V000305
2BPS198262V000004	2BPS198232V000025	2BPS198292V000076	2BPS198282V000277	2BPS198262V000312
2BPS1982X2V000006	2BPS198252V000026	2BPS198202V000077	2BPS198282V000294	2BPS198232V000316
2BPS198212V000007	2BPS198222V000033	2BPS198212V000122	2BPS1982X2V000295	2BPS198252V000317
2BPS198252V000012	2BPS1982X2V000037	2BPS198222V000128	2BPS198232V000297	
2BPS198272V000013	2BPS198212V000038	2BPS198272V000142	2BPS198212V000301	
2BPS198282V000022	2BPS198232V000039	2BPS198282V000246	2BPS198232V000302	

1983 Model

2BPS198322V000056 2BPS198352V000102

1984 Model

2BPS198492V000029 2BPS198432V000043 2BPS198472V000045 2BPS198442V000097 2BPS198462V000103

1985 Model

2BPS198582V000001	2BPS1985X2V000016	2BPS198532V000021	2BPS198562V000028
2BPS198522V000009	2BPS198512V000017	2BPS198552V000022	2BPS198582V000029
2BPS198592V000010	2BPS198552V000019	2BPS198592V000024	2BPS198582V000046
2BPS198562V000014	2BPS198512V000020	2BPS198542V000027	

1986 Model

2BPS198672V000001	2BPS198632V000027	2BPS198652V000031	2BPS198632V000044	2BPS198682V000086
2BPS198602V000020	2BPS198652V000028	2BPS198672V000032	2BPS198662V000068	2BPS198672V000094
2BPS1986X2V000025	2BPS198672V000029	2BPS198682V000038	2BPS198622V000083	2BPS198632V000108
2BPS198612V000026	2BPS198632V000030	2BPS1986X2V000039	2BPS198642V000084	

1987 Model (no exclusion with this model number)**1988 Model**

2BPS198862V000007	2BPS198882V000008
-------------------	-------------------

1989 Model

2BPS198912V000005	2BPS198912V000019	2BPS198932V000037	2BPS198902V000061	2BPS198922V000109
2BPS198932V000006	2BPS1989X2V000021	2BPS198992V000043	2BPS198932V000068	2BPS198982V000115
2BPS198992V000009	2BPS198912V000022	2BPS1989X2V000049	2BPS198912V000070	2BPS198982V000129
2BPS198972V000011	2BPS198952V000024	2BPS198962V000050	2BPS198902V000075	2BPS198962V000131
2BPS198992V000012	2BPS198922V000028	2BPS198982V000051	2BPS198982V000082	
2BPS198922V000014	2BPS198922V000031	2BPS198952V000055	2BPS1989X2V000083	
2BPS198942V000015	2BPS198962V000033	2BPS198922V000059	2BPS198932V000099	

1990 Model

2BPS199052V000072	2BPS1990X2V000097	2BPS199032V000118	2BPS199072V000137	2BPS199042V000161
2BPS199072V000073	2BPS199082V000101	2BPS199042V000127	2BPS199092V000138	2BPS199082V000163
2BPS199002V000075	2BPS199092V000110	2BPS199082V000129	2BPS199002V000139	2BPS199012V000165
2BPS199072V000090	2BPS199022V000112	2BPS199042V000130	2BPS199092V000141	2BPS199072V000171
2BPS199022V000093	2BPS199082V000115	2BPS199082V000132	2BPS199032V000149	2BPS199022V000174
2BPS199042V000094	2BPS1990X2V000116	2BPS1990X2V000133	2BPS1990X2V000150	
2BPS199082V000096	2BPS199012V000117	2BPS199052V000136	2BPS199022V000157	

1991 Model

2BPS199172V000034	2BPS199192V000066	2BPS199142V000072	2BPS199152V000078	2BPS199192V000083
2BPS199192V000049	2BPS199102V000070	2BPS199132V000077	2BPS199172V000082	

1992 Model

2BPS199202V000031	2BPS199212V000054	2BPS199242V000095
-------------------	-------------------	-------------------

1993 Model

2BPS199352V000132	2BPS199392V000134	2BPS199302V000135	2BPS199302V000152
-------------------	-------------------	-------------------	-------------------

1994 Model

2BPS199412V000069	2BPS1994X2V000152	2BPS199442V000163	2BPS199462V000164	2BPS1994X2V000166
-------------------	-------------------	-------------------	-------------------	-------------------

1996 Model

2BPS199682V000037	2BPS199682V000149	2BPS199662V000165	2BPS199682V000166	2BPS199662V000263
-------------------	-------------------	-------------------	-------------------	-------------------

1997 Model

2BPS199722V000110	2BPS199702V000140	2BPS1997X2V000145	2BPS1997X2V000159	2BPS199782V000161
-------------------	-------------------	-------------------	-------------------	-------------------

1998 Model

2BPS199882V000170	2BPS199842V000215	2BPS199862V000216	2BPS199882V000217
-------------------	-------------------	-------------------	-------------------

1999 Model

2BPS199992V000106	2BPS199982V000114	2BPS199982V000159
-------------------	-------------------	-------------------

2000 Model

2BPS200042V000182

2005 Model

2BPS200502V000045

2006 Model

2BPS200632V000002	2BPS2006X2V000305	2BPS200632V000341	2BPS200642V000347
2BPS200672V000004	2BPS200612V000323	2BPS200692V000344	2BPS200682V000349
2BPS200612V000290	2BPS200672V000326	2BPS200602V000345	2BPS200642V000350
2BPS200662V000303	2BPS200652V000339	2BPS200622V000346	2BPS200662V000351

2007 Model

2BPS2007X2V000040	2BPS200772V000044	2BPS200722V000047
-------------------	-------------------	-------------------

2008 Model

2BPS200872V000103 2BPS200892V000121 2BPS200832V000132 2BPS200802V000136

2011 Model

2BPS201132V000164

2012 Model

2BPS201222V000083

2013 Model (no exclusion with this model number)**2014 Model** (no exclusion with this model number)**2015 Model**

2BPS2015X2V000004 2BPS201542V000015 2BPS201532V000023 2BPS201522V000031

2BPS201532V000006 2BPS2015X2V000021 2BPS201502V000030 2BPS201592V000043

2016 Model

2BPS201672V000065 2BPS201612V000112 2BPS201642V000119 2BPS2016X2V000125 2BPS201662V000140

2017 Model

2BPS201762V000003 2BPS201752V000008 2BPS201752V000011 2BPS2017X2V000022 2BPS201772V000026

2BPS201712V000006 2BPS201772V000009 2BPS201772V000012 2BPS201712V000023 2BPS201722V000029

2BPS201732V000007 2BPS201732V000010 2BPS201762V000017 2BPS201732V000024 2BPS201792V000030

2018 Model (no exclusion with this model number)**2019 Model**

2BPS2019X2V000023 2BPS201972V000027

2020 Model

2BPS202022V000145 2BPS202062V000147

2021 Model

2BPS2021X2V000127 2BPS202162V000139 2BPS202152V000150

2022 Model

2BPS202222V000065 2BPS202202V000095 2BPS202242V000133 2BPS202212V000171

2023 Model

2BPS202392V000072 2BPS202302V000090 2BPS202312V000096

2024 Model

2BPS202492V000016 2BPS202492V000128 2BPS202472V000130

2025 Model

2BPS202552V000104 2BPS202532V000151 2BPS202542V000160

2BPS202582V000145 2BPS202552V000152 2BPS202562V000161

2026 Model

2BPS202602V000326 2BPS202682V000347 2BPS2026X2V000351 2BPS202632V000353

2BPS202662V000346 2BPS202682V000350 2BPS202612V000352 2BPS202652V000354

2027 Model

2BPS202712V000005 2BPS202792V000043 2BPS2027X2V000052 2BPS202732V000054

2028 Model

2BPS202822V000085

2029 Model

2BPS202912V000023 2BPS202952V000039 2BPS202952V000042

2030 Model

2BPS203092V000027 2BPS2030X2V000036 2BPS203082V000083 2BPS203042V000100

2031 Model

2BPS203112V000015 2BPS203112V000032 2BPS203152V000034

2BPS203182V000030 2BPS203132V000033 2BPS203172V000035

2032 Model

2BPS203202V000015 2BPS203282V000019 2BPS203212V000024

2BPS203262V000018 2BPS203242V000020 2BPS203232V000025

2033 Model

2BPS203392V000006 2BPS203322V000042 2BPS203312V000047 2BPS203352V000049
 2BPS203312V000033 2BPS203382V000045 2BPS203332V000048

2034 Model

2BPS203422V000003 2BPS203412V000008 2BPS203412V000011 2BPS203462V000022
 2BPS203442V000004 2BPS203432V000009 2BPS203432V000012 2BPS2034X2V000024
 2BPS203462V000005 2BPS2034X2V000010 2BPS203422V000020 2BPS203432V000026

2035 Model

2BPS203582V000001 2BPS203512V000101 2BPS203542V000111 2BPS203512V000115
 2BPS203542V000092 2BPS203562V000109 2BPS203562V000112 2BPS203532V000116
 2BPS2035X2V000095 2BPS203522V000110 2BPS2035X2V000114

2036 Model

2BPS203692V000016 2BPS203632V000027 2BPS203622V000049 2BPS203612V000060 2BPS203662V000247
 2BPS203602V000017 2BPS203652V000028 2BPS203642V000053 2BPS203672V000080
 2BPS203602V000020 2BPS203672V000032 2BPS203662V000054 2BPS203632V000108
 2BPS203642V000022 2BPS203662V000037 2BPS203682V000055 2BPS203672V000127
 2BPS203612V000026 2BPS203662V000040 2BPS2036X2V000056 2BPS203682V000198

2037 Model

2BPS2037X2V000003 2BPS203762V000077 2BPS203752V000135
 2BPS203712V000035 2BPS203772V000122 2BPS203712V000164

2038 Model

2BPS203852V000001 2BPS203852V000337 2BPS2038X2V000446 2BPS203892V000499 2BPS203832V000515
 2BPS203892V000003 2BPS203892V000339 2BPS203812V000447 2BPS203812V000500 2BPS203852V000516
 2BPS203852V000175 2BPS203852V000340 2BPS203832V000465 2BPS203852V000502 2BPS203872V000517
 2BPS203882V000249 2BPS203842V000345 2BPS203842V000474 2BPS203872V000503 2BPS203892V000518
 2BPS203832V000255 2BPS203862V000346 2BPS2038X2V000480 2BPS203802V000505 2BPS203802V000522
 2BPS203872V000257 2BPS2038X2V000348 2BPS203872V000484 2BPS203842V000507 2BPS203862V000525
 2BPS203822V000263 2BPS203812V000349 2BPS203822V000490 2BPS203842V000510 2BPS203882V000526
 2BPS203892V000311 2BPS203812V000352 2BPS203862V000492 2BPS203862V000511 2BPS2038X2V000527
 2BPS203832V000322 2BPS203822V000361 2BPS203882V000493 2BPS203882V000512
 2BPS203892V000325 2BPS2038X2V000382 2BPS203872V000498 2BPS2038X2V000513

2047 Model

2BPS204782V000001 2BPS204752V000022

2048 Model

2BPS2048X2V000011

2049 Model

2BPS204962V000029 2BPS204932V000165 2BPS204912V000181 2BPS204962V000242
 2BPS204962V000130 2BPS204992V000171 2BPS204902V000205 2BPS204912V000245
 2BPS204942V000157 2BPS204942V000174 2BPS204922V000223 2BPS204922V000285

2050 Model

2BPS205072V000024 2BPS205072V000038

2051 Model (no exclusion with this model number)**2052 Model** (no exclusion with this model number)**2071 Model**

2BPS207162V000179

2072 Model

2BPS207282V000094

2073 Model (no exclusion with this model number)**2074 Model**

2BPS207482V000050

2075 Model

2BPS207552V000113

2076 Model

2BPS207602V000058 2BPS207602V000089 2BPS207682V000115 2BPS207692V000141
 2BPS207672V000073 2BPS207612V000103 2BPS207632V000135 2BPS207602V000142
 2BPS207672V000087 2BPS207662V000114 2BPS207652V000136 2BPS207642V000144

2077 Model

2BPS207722V000023

2078 Model (no exclusion with this model number)**2079 Model**

2BPS207932V000016 2BPS207962V000026 2BPS207932V000078 2BPS207912V000094
 2BPS207952V000017 2BPS207912V000032 2BPS207902V000085 2BPS207972V000097
 2BPS207952V000020 2BPS207922V000069 2BPS207922V000086 2BPS207922V000105

2080 Model

2BPS208022V000041 2BPS208092V000053 2BPS208072V000083 2BPS208002V000099

2081 Model

2BPS208152V000026 2BPS208192V000031

2082 Model

2BPS208292V000037

2083 Model

2BPS208332V000088 2BPS208362V000103 2BPS208362V000117 2BPS208332V000138 2BPS208342V000164
 2BPS208312V000090 2BPS208332V000110 2BPS208382V000121 2BPS208352V000139
 2BPS208352V000092 2BPS208352V000111 2BPS208352V000125 2BPS208352V000156
 2BPS208392V000094 2BPS208342V000116 2BPS208372V000126 2BPS208392V000161

2084 Model

2BPS208452V000148 2BPS208482V000158 2BPS208432V000181 2BPS208482V000189 2BPS208452V000196
 2BPS208402V000154 2BPS208462V000160 2BPS208492V000184 2BPS208462V000191 2BPS208472V000202
 2BPS208442V000156 2BPS208442V000173 2BPS208402V000185 2BPS208482V000192
 2BPS208462V000157 2BPS208432V000178 2BPS208462V000188 2BPS208432V000195

2085 Model

2BPS208502V000020

2086 Model

2BPS208672V000010 2BPS208622V000027 2BPS208662V000032

2087 Model

2BPS208792V000048 2BPS208722V000103 2BPS208712V000299 2BPS208702V000309 2BPS208722V000327
 2BPS208752V000080 2BPS208702V000231 2BPS208782V000302 2BPS208782V000316

2088 Model

2BPS208812V000148 2BPS208832V000328 2BPS208872V000364 2BPS208832V000412 2BPS208842V000533
 2BPS208832V000278 2BPS208822V000336 2BPS208822V000370 2BPS208802V000447 2BPS208862V000534
 2BPS208882V000308 2BPS208862V000338 2BPS208842V000371 2BPS2088X2V000486 2BPS208852V000539
 2BPS208872V000316 2BPS208802V000349 2BPS208852V000380 2BPS208812V000506
 2BPS208892V000317 2BPS208872V000350 2BPS208892V000382 2BPS208872V000512
 2BPS208882V000325 2BPS208892V000351 2BPS208862V000386 2BPS208892V000530

2089 Model

2BPS208902V000036 2BPS208932V000161 2BPS208952V000193
 2BPS2089X2V000125 2BPS208912V000174 2BPS208962V000204

2090 Model

2BPS209022V000006 2BPS209012V000031 2BPS209052V000078 2BPS209072V000146 2BPS209002V000182
 2BPS209032V000015 2BPS209062V000056 2BPS209082V000088 2BPS209082V000172
 2BPS209092V000018 2BPS209082V000060 2BPS209022V000135 2BPS209012V000174

2121 Model

2BPS212172V000088 2BPS212132V000153 2BPS2121X2V000179 2BPS2121X2V000196
2BPS212132V000119 2BPS212122V000158 2BPS212102V000191 2BPS212112V000197
2BPS212122V000127 2BPS212102V000174 2BPS212162V000194

2122 Model

2BPS212202V000104 2BPS212222V000170 2BPS212222V000203 2BPS212242V000221
2BPS212232V000145 2BPS212252V000180 2BPS212222V000220

2123 Model

2BPS212342V000003 2BPS212382V000019 2BPS212322V000047 2BPS212392V000059
2BPS212382V000005 2BPS212322V000033 2BPS212342V000048 2BPS212352V000060
2BPS212332V000008 2BPS212302V000046 2BPS212312V000055

2124 Model

2BPS212492V000006 2BPS212462V000013 2BPS212492V000037 2BPS212492V000040 2BPS212462V000058
2BPS212422V000008 2BPS212472V000019 2BPS212402V000038 2BPS212442V000043 2BPS212462V000061
2BPS212402V000010 2BPS212472V000036 2BPS212422V000039 2BPS212482V000045

2125 Model

2BPS212502V000128 2BPS212522V000132

2126 Model

2BPS212682V000001 2BPS212692V000069 2BPS212692V000105 2BPS212642V000142 2BPS212632V000178
2BPS2126X2V000002 2BPS212652V000070 2BPS212602V000106 2BPS212662V000143 2BPS212652V000179
2BPS212612V000003 2BPS212672V000071 2BPS212622V000107 2BPS212682V000144 2BPS212612V000180
2BPS212652V000005 2BPS212692V000072 2BPS212642V000108 2BPS2126X2V000145 2BPS212632V000181
2BPS212632V000018 2BPS212602V000073 2BPS212662V000109 2BPS212612V000146 2BPS212652V000182
2BPS212652V000019 2BPS212622V000074 2BPS212622V000110 2BPS212632V000147 2BPS212672V000183
2BPS212682V000029 2BPS212642V000075 2BPS212642V000111 2BPS212652V000148 2BPS212692V000184
2BPS212682V000032 2BPS212662V000076 2BPS212662V000112 2BPS212672V000149 2BPS212602V000185
2BPS2126X2V000033 2BPS212682V000077 2BPS212682V000113 2BPS212632V000150 2BPS212622V000186
2BPS212692V000038 2BPS2126X2V000078 2BPS2126X2V000114 2BPS212652V000151 2BPS212642V000187
2BPS212602V000039 2BPS212612V000079 2BPS212612V000115 2BPS212672V000152 2BPS212662V000188
2BPS212622V000043 2BPS212682V000080 2BPS212632V000116 2BPS212692V000153 2BPS212682V000189
2BPS212642V000044 2BPS2126X2V000081 2BPS212652V000117 2BPS212602V000154 2BPS212642V000190
2BPS212662V000045 2BPS212612V000082 2BPS212672V000118 2BPS212622V000155 2BPS212662V000191
2BPS212682V000046 2BPS212632V000083 2BPS212692V000119 2BPS212642V000156 2BPS212682V000192
2BPS2126X2V000047 2BPS212652V000084 2BPS212652V000120 2BPS212662V000157 2BPS2126X2V000193
2BPS212612V000048 2BPS212672V000085 2BPS212672V000121 2BPS212682V000158 2BPS212612V000194
2BPS212632V000049 2BPS212692V000086 2BPS212692V000122 2BPS2126X2V000159 2BPS212632V000195
2BPS2126X2V000050 2BPS212602V000087 2BPS212622V000124 2BPS212662V000160 2BPS212652V000196
2BPS212612V000051 2BPS212622V000088 2BPS212642V000125 2BPS212682V000161 2BPS212672V000197
2BPS212632V000052 2BPS212642V000089 2BPS212662V000126 2BPS2126X2V000162 2BPS212692V000198
2BPS212652V000053 2BPS212602V000090 2BPS212682V000127 2BPS212612V000163 2BPS212602V000199
2BPS212672V000054 2BPS212622V000091 2BPS2126X2V000128 2BPS212632V000164 2BPS212632V000200
2BPS212692V000055 2BPS212642V000092 2BPS212612V000129 2BPS212652V000165 2BPS212652V000201
2BPS212602V000056 2BPS212662V000093 2BPS212682V000130 2BPS212672V000166 2BPS212672V000202
2BPS212622V000057 2BPS212682V000094 2BPS2126X2V000131 2BPS212692V000167 2BPS212692V000203
2BPS212642V000058 2BPS2126X2V000095 2BPS212612V000132 2BPS212602V000168 2BPS212602V000204
2BPS212662V000059 2BPS212612V000096 2BPS212632V000133 2BPS212622V000169 2BPS212642V000206
2BPS212622V000060 2BPS212632V000097 2BPS212652V000134 2BPS212692V000170 2BPS212682V000208
2BPS212642V000061 2BPS212652V000098 2BPS212672V000135 2BPS212602V000171 2BPS212662V000210
2BPS212662V000062 2BPS212672V000099 2BPS212692V000136 2BPS212622V000172 2BPS212682V000211
2BPS2126X2V000064 2BPS2126X2V000100 2BPS212602V000137 2BPS212642V000173 2BPS2126X2V000212
2BPS212612V000065 2BPS212612V000101 2BPS212622V000138 2BPS212662V000174 2BPS212612V000213
2BPS212632V000066 2BPS212632V000102 2BPS212642V000139 2BPS212682V000175
2BPS212652V000067 2BPS212652V000103 2BPS212602V000140 2BPS2126X2V000176
2BPS212672V000068 2BPS212672V000104 2BPS212622V000141 2BPS212612V000177

2132 Model

2BPS213272V000101

2133 Model (no exclusion with this model number)

2134 Model

2BPS213422V000007 2BPS213452V000034 2BPS213462V000043 2BPS213432V000050

2135 Model (no exclusion with this model number)

2136 Model (no exclusion with this model number)

2137 Model (no exclusion with this model number)

2138 Model

2BPS213892V000153

2140 Model (no exclusion with this model number)

2143 Model (no exclusion with this model number)

2148 Model

2BPS214822V000090 2BPS214842V000091 2BPS214862V000125

2149 Model

2BPS214932V000009 2BPS214972V000031 2BPS214902V000064

2157 Model

2BPS215722V000001 2BPS215742V000002 2BPS215722V000015

2159 Model (no exclusion with this model number)

2166 Model

2BPS216652V000001 2BPS216642V000006 2BPS216632V000028

2BPS216672V000002 2BPS216642V000023 2BPS216612V000030

2167 Model

2BPS2167X2V000004 2BPS216722V000014 2BPS216732V000037 2BPS216772V000073 2BPS216702V000111

2BPS216712V000005 2BPS216742V000015 2BPS216752V000038 2BPS216762V000081 2BPS216762V000114

2BPS216732V000006 2BPS216712V000022 2BPS216772V000039 2BPS2167X2V000083 2BPS216702V000125

2BPS216752V000007 2BPS216702V000027 2BPS216732V000040 2BPS216752V000086 2BPS216762V000162

2BPS216772V000008 2BPS216722V000028 2BPS216772V000042 2BPS216792V000088 2BPS216792V000169

2BPS216792V000009 2BPS216702V000030 2BPS216792V000043 2BPS216782V000096 2BPS216792V000172

2BPS216752V000010 2BPS216782V000034 2BPS216782V000051 2BPS216712V000103 2BPS216782V000177

2BPS216772V000011 2BPS216712V000036 2BPS216782V000065 2BPS216752V000105 2BPS216732V000183

2168 Model

2BPS216832V000001 2BPS216802V000005 2BPS216862V000008 2BPS216862V000011 2BPS216812V000014

2BPS216872V000003 2BPS216822V000006 2BPS216882V000009 2BPS216882V000012 2BPS216852V000016

2BPS216892V000004 2BPS216842V000007 2BPS216842V000010 2BPS2168X2V000013

2169 Model

2BPS2169X2V000005 2BPS216962V000017 2BPS216922V000029 2BPS216912V000040 2BPS216962V000051

2BPS216912V000006 2BPS216982V000018 2BPS216992V000030 2BPS216932V000041 2BPS216982V000052

2BPS216952V000008 2BPS2169X2V000019 2BPS216902V000031 2BPS216952V000042 2BPS2169X2V000053

2BPS216972V000009 2BPS216962V000020 2BPS216922V000032 2BPS216972V000043 2BPS216912V000054

2BPS216932V000010 2BPS216982V000021 2BPS216942V000033 2BPS216992V000044 2BPS216932V000055

2BPS216952V000011 2BPS2169X2V000022 2BPS216962V000034 2BPS216902V000045 2BPS216952V000056

2BPS216972V000012 2BPS216912V000023 2BPS216982V000035 2BPS216922V000046 2BPS216972V000057

2BPS216992V000013 2BPS216932V000024 2BPS2169X2V000036 2BPS216942V000047 2BPS216992V000058

2BPS216902V000014 2BPS216952V000025 2BPS216912V000037 2BPS216962V000048 2BPS216902V000059

2BPS216922V000015 2BPS216972V000026 2BPS216932V000038 2BPS216982V000049 2BPS216972V000060

2BPS216942V000016 2BPS216992V000027 2BPS216952V000039 2BPS216942V000050 2BPS216992V000061

2169 Model (cont'd)

2BPS216902V000062	2BPS216932V000069	2BPS216942V000078	2BPS216932V000086	2BPS216942V000095
2BPS216922V000063	2BPS2169X2V000070	2BPS216962V000079	2BPS216972V000088	2BPS216912V000099
2BPS216942V000064	2BPS216912V000071	2BPS216922V000080	2BPS216992V000089	2BPS216942V000100
2BPS216962V000065	2BPS216952V000073	2BPS216942V000081	2BPS216952V000090	2BPS216962V000101
2BPS216982V000066	2BPS216992V000075	2BPS216962V000082	2BPS216972V000091	
2BPS2169X2V000067	2BPS216902V000076	2BPS2169X2V000084	2BPS216992V000092	
2BPS216912V000068	2BPS216922V000077	2BPS216912V000085	2BPS216922V000094	

2170 Model

2BPS217042V000002	2BPS217062V000003	2BPS217082V000004	2BPS2170X2V000005	
-------------------	-------------------	-------------------	-------------------	--

2171 Model

2BPS217112V000001	2BPS217182V000013	2BPS217102V000023	2BPS217152V000034	2BPS2171X2V000045
2BPS217132V000002	2BPS2171X2V000014	2BPS217122V000024	2BPS217172V000035	2BPS217132V000047
2BPS217152V000003	2BPS217112V000015	2BPS217142V000025	2BPS217192V000036	2BPS217152V000048
2BPS217102V000006	2BPS217132V000016	2BPS217162V000026	2BPS217122V000038	2BPS217172V000049
2BPS217122V000007	2BPS217152V000017	2BPS2171X2V000028	2BPS217142V000039	2BPS217132V000050
2BPS217142V000008	2BPS217172V000018	2BPS217112V000029	2BPS217102V000040	2BPS217152V000051
2BPS217162V000009	2BPS217192V000019	2BPS217182V000030	2BPS217122V000041	
2BPS217122V000010	2BPS217152V000020	2BPS2171X2V000031	2BPS217142V000042	
2BPS217142V000011	2BPS217172V000021	2BPS217112V000032	2BPS217162V000043	
2BPS217162V000012	2BPS217192V000022	2BPS217132V000033	2BPS217182V000044	

2172 Model

2BPS217242V000003	2BPS2172X2V000071	2BPS217282V000084	2BPS217262V000097	2BPS217202V000113
2BPS217242V000020	2BPS217252V000074	2BPS2172X2V000085	2BPS217282V000098	2BPS217282V000117
2BPS217272V000027	2BPS217292V000076	2BPS217252V000088	2BPS217222V000100	2BPS2172X2V000118
2BPS217232V000042	2BPS217202V000077	2BPS217272V000092	2BPS217262V000102	
2BPS217212V000055	2BPS217202V000080	2BPS217292V000093	2BPS217282V000103	
2BPS2172X2V000068	2BPS217242V000082	2BPS217222V000095	2BPS2172X2V000104	
2BPS217282V000070	2BPS217262V000083	2BPS217242V000096	2BPS217212V000105	

2173 Model

2BPS2173X2V000015	2BPS217372V000120	2BPS217322V000140	2BPS217312V000159	2BPS2173X2V000175
2BPS217382V000059	2BPS217392V000121	2BPS217362V000142	2BPS217382V000160	2BPS217332V000177
2BPS217312V000064	2BPS217302V000122	2BPS217382V000143	2BPS2173X2V000161	2BPS217352V000178
2BPS217372V000067	2BPS217322V000123	2BPS217352V000147	2BPS217312V000162	2BPS217372V000179
2BPS217332V000096	2BPS217342V000124	2BPS217392V000149	2BPS217332V000163	2BPS217332V000180
2BPS217352V000102	2BPS217362V000125	2BPS217352V000150	2BPS217352V000164	2BPS217372V000182
2BPS217342V000107	2BPS217382V000126	2BPS217372V000151	2BPS217372V000165	2BPS217302V000184
2BPS217362V000108	2BPS2173X2V000127	2BPS217392V000152	2BPS217392V000166	2BPS217322V000185
2BPS217382V000112	2BPS217312V000128	2BPS217302V000153	2BPS217302V000167	2BPS217342V000186
2BPS217312V000114	2BPS2173X2V000130	2BPS217322V000154	2BPS217322V000168	2BPS217362V000187
2BPS217332V000115	2BPS217312V000131	2BPS217342V000155	2BPS217342V000169	2BPS2173X2V000192
2BPS217352V000116	2BPS217332V000132	2BPS217362V000156	2BPS217302V000170	
2BPS217372V000117	2BPS217352V000133	2BPS217382V000157	2BPS217322V000171	
2BPS217302V000119	2BPS217372V000134	2BPS2173X2V000158	2BPS217342V000172	

2174 Model

2BPS217442V000018	2BPS217462V000022	2BPS2174X2V000024	2BPS217442V000035	
2BPS217462V000019	2BPS217482V000023	2BPS217432V000026	2BPS217462V000036	

2175 Model

2BPS217582V000001	2BPS217502V000090	2BPS217552V000134	2BPS217532V000150	
2BPS217552V000005	2BPS217512V000096	2BPS217542V000139	2BPS217552V000151	
2BPS217542V000013	2BPS217522V000110	2BPS217502V000140	2BPS217592V000153	
2BPS217582V000015	2BPS217542V000111	2BPS217562V000143		
2BPS217512V000017	2BPS217582V000113	2BPS217552V000148		
2BPS217552V000019	2BPS2175X2V000114	2BPS217572V000149		

2176 Model

2BPS217652V000014

2177 Model

2BPS217752V000006	2BPS217702V000009	2BPS217792V000011	2BPS217722V000013	2BPS217722V000030
2BPS217792V000008	2BPS217772V000010	2BPS217702V000012	2BPS2177X2V000020	2BPS217782V000050

2178 Model

2BPS217852V000001	2BPS217882V000008	2BPS217852V000015	2BPS217822V000022	2BPS217852V000080
2BPS217872V000002	2BPS2178X2V000009	2BPS217872V000016	2BPS217842V000023	2BPS217872V000081
2BPS217892V000003	2BPS217862V000010	2BPS217892V000017	2BPS217862V000024	2BPS217802V000097
2BPS217802V000004	2BPS217882V000011	2BPS217802V000018	2BPS217882V000025	
2BPS217822V000005	2BPS2178X2V000012	2BPS217822V000019	2BPS2178X2V000026	
2BPS217842V000006	2BPS217812V000013	2BPS217892V000020	2BPS217812V000027	
2BPS217862V000007	2BPS217832V000014	2BPS217802V000021	2BPS217822V000070	

2179 Model

2BPS2179X2V000004	2BPS217912V000019	2BPS217962V000078	2BPS217912V000103	2BPS217932V000121
2BPS217912V000005	2BPS217982V000020	2BPS217982V000079	2BPS217932V000104	2BPS217922V000126
2BPS217972V000008	2BPS2179X2V000021	2BPS217912V000084	2BPS217952V000105	2BPS217982V000129
2BPS217992V000009	2BPS217912V000022	2BPS217952V000086	2BPS217922V000109	2BPS217932V000135
2BPS217992V000012	2BPS217932V000023	2BPS217992V000088	2BPS217992V000110	2BPS217992V000138
2BPS217922V000014	2BPS217952V000024	2BPS217902V000089	2BPS217902V000111	2BPS217992V000141
2BPS217962V000016	2BPS217992V000026	2BPS2179X2V000097	2BPS217982V000115	2BPS2179X2V000147
2BPS217982V000017	2BPS217942V000029	2BPS217912V000098	2BPS217912V000117	2BPS217912V000165
2BPS2179X2V000018	2BPS217922V000062	2BPS217962V000100	2BPS217932V000118	2BPS217932V000166
	2BPS217942V000077	2BPS2179X2V000102	2BPS217952V000119	2BPS217952V000167

2180 Model

2BPS218042V000001	2BPS218012V000005	2BPS218092V000009	2BPS218022V000014	2BPS2180X2V000018
2BPS218062V000002	2BPS218032V000006	2BPS218052V000010	2BPS218042V000015	
2BPS218082V000003	2BPS218052V000007	2BPS218072V000011	2BPS218062V000016	
2BPS2180X2V000004	2BPS218072V000008	2BPS218092V000012	2BPS218082V000017	

2181 Model

2BPS218132V000001	2BPS218152V000016	2BPS218132V000029	2BPS218142V000041	2BPS218162V000056
2BPS218152V000002	2BPS218172V000017	2BPS2181X2V000030	2BPS218182V000043	2BPS218182V000057
2BPS218172V000003	2BPS218192V000018	2BPS218112V000031	2BPS2181X2V000044	2BPS2181X2V000058
2BPS218192V000004	2BPS218102V000019	2BPS218132V000032	2BPS218112V000045	2BPS218112V000059
2BPS218102V000005	2BPS218172V000020	2BPS218152V000033	2BPS218132V000046	2BPS218182V000060
2BPS218122V000006	2BPS218192V000021	2BPS218172V000034	2BPS218152V000047	2BPS2181X2V000061
2BPS218142V000007	2BPS218102V000022	2BPS218192V000035	2BPS218172V000048	2BPS218112V000062
2BPS218162V000008	2BPS218122V000023	2BPS218102V000036	2BPS218192V000049	2BPS218132V000063
2BPS218182V000009	2BPS218142V000024	2BPS218122V000037	2BPS218192V000052	2BPS218152V000064
2BPS218142V000010	2BPS218182V000026	2BPS218142V000038	2BPS218102V000053	2BPS218172V000065
2BPS218162V000011	2BPS2181X2V000027	2BPS218162V000039	2BPS218122V000054	2BPS218192V000066
2BPS218132V000015	2BPS218112V000028	2BPS218122V000040	2BPS218142V000055	

2182 Model

2BPS218222V000001	2BPS218242V000002	2BPS218262V000003	2BPS218282V000004
-------------------	-------------------	-------------------	-------------------

2183 Model

2BPS218312V000001	2BPS218362V000009	2BPS218352V000017	2BPS218342V000025
2BPS218332V000002	2BPS218322V000010	2BPS218372V000018	2BPS218362V000026
2BPS218352V000003	2BPS218342V000011	2BPS218392V000019	2BPS218382V000027
2BPS218372V000004	2BPS218362V000012	2BPS218352V000020	2BPS2183X2V000028
2BPS218392V000005	2BPS218382V000013	2BPS218372V000021	2BPS218312V000029
2BPS218302V000006	2BPS2183X2V000014	2BPS218392V000022	
2BPS218322V000007	2BPS218312V000015	2BPS218302V000023	
2BPS218342V000008	2BPS218332V000016	2BPS218322V000024	

2184 Model

2BPS218402V000001	2BPS2184X2V000006	2BPS218432V000011	2BPS218422V000016	2BPS218462V000021
2BPS218422V000002	2BPS218412V000007	2BPS218452V000012	2BPS218442V000017	2BPS218482V000022
2BPS218442V000003	2BPS218432V000008	2BPS218472V000013	2BPS218462V000018	2BPS2184X2V000023
2BPS218462V000004	2BPS218452V000009	2BPS218492V000014	2BPS218482V000019	
2BPS218482V000005	2BPS218412V000010	2BPS218402V000015	2BPS218442V000020	

2185 Model

2BPS2185X2V000001	2BPS218512V000050	2BPS218582V000076	2BPS218542V000088	2BPS218512V000100
2BPS218572V000005	2BPS218502V000055	2BPS2185X2V000077	2BPS218562V000089	2BPS218532V000101
2BPS218542V000009	2BPS218522V000056	2BPS218512V000078	2BPS218522V000090	2BPS218552V000102
2BPS218502V000010	2BPS218562V000061	2BPS218532V000079	2BPS218542V000091	2BPS218572V000103
2BPS218522V000011	2BPS218582V000062	2BPS2185X2V000080	2BPS218562V000092	2BPS218592V000104
2BPS218582V000014	2BPS218552V000066	2BPS218512V000081	2BPS218582V000093	2BPS218502V000105
2BPS2185X2V000015	2BPS218502V000069	2BPS218532V000082	2BPS2185X2V000094	2BPS218522V000106
2BPS218542V000026	2BPS218572V000070	2BPS218552V000083	2BPS218512V000095	2BPS218542V000107
2BPS218582V000028	2BPS218502V000072	2BPS218572V000084	2BPS218532V000096	2BPS218562V000108
2BPS218582V000031	2BPS218522V000073	2BPS218592V000085	2BPS218552V000097	2BPS218582V000109
2BPS218572V000036	2BPS218542V000074	2BPS218502V000086	2BPS218572V000098	2BPS218542V000110
2BPS218522V000039	2BPS218562V000075	2BPS218522V000087	2BPS218592V000099	2BPS218562V000111

2186 Model

2BPS218682V000006	2BPS218612V000008	2BPS218632V000009	2BPS2186X2V000010	2BPS218612V000011
-------------------	-------------------	-------------------	-------------------	-------------------

2187 Model

2BPS218782V000001	2BPS218782V000015	2BPS218772V000023	2BPS218782V000029	2BPS218752V000036
2BPS2187X2V000002	2BPS218712V000017	2BPS218702V000025	2BPS218742V000030	2BPS218772V000037
2BPS218752V000005	2BPS218732V000018	2BPS218722V000026	2BPS218782V000032	2BPS218792V000038
2BPS218772V000006	2BPS218712V000020	2BPS218742V000027	2BPS2187X2V000033	2BPS218702V000039
2BPS218792V000007	2BPS218752V000022	2BPS218762V000028	2BPS218732V000035	

2188 Model

2BPS218872V000001	2BPS218842V000005	2BPS218862V000006	2BPS218812V000009	
-------------------	-------------------	-------------------	-------------------	--

2189 Model

2BPS218932V000005	2BPS218972V000010	2BPS218922V000013	2BPS218912V000021	2BPS218952V000023
2BPS218902V000009	2BPS218992V000011	2BPS218932V000019	2BPS218932V000022	2BPS218972V000024

2190 Model

2BPS219062V000001	2BPS219002V000060	2BPS219042V000112	2BPS219012V000116	
2BPS219002V000012	2BPS219062V000080	2BPS2190X2V000115		

2191 Model

2BPS219192V000017	2BPS2191X2V000026	2BPS219172V000033	2BPS219192V000082	2BPS219122V000084
-------------------	-------------------	-------------------	-------------------	-------------------

2192 Model

2BPS219272V000008	2BPS219252V000010	2BPS219292V000012	2BPS2192X2V000021	2BPS219232V000104
-------------------	-------------------	-------------------	-------------------	-------------------

2193 Model

2BPS219372V000017	2BPS219352V000050	2BPS219312V000062	2BPS219372V000065	
2BPS2193X2V000030	2BPS2193X2V000061	2BPS219332V000063		

2194 Model

2BPS219422V000015	2BPS219462V000020	2BPS219432V000024		
-------------------	-------------------	-------------------	--	--

2195 Model

2BPS219532V000002	2BPS219522V000010	2BPS219582V000058	2BPS219532V000064	
2BPS219502V000006	2BPS219572V000052	2BPS2195X2V000059	2BPS219552V000065	

2196 Model

2BPS2196X2V000006	2BPS219672V000027	2BPS2196X2V000037	2BPS2196X2V000040	
2BPS219612V000007	2BPS219602V000029	2BPS219632V000039	2BPS219652V000043	

2197 Model (no exclusion with this model number)**2198 Model**

2BPS2198X2V000010	2BPS219832V000043	2BPS219852V000058		
-------------------	-------------------	-------------------	--	--

2199 Model

2BPS219922V000026 2BPS219942V000027 2BPS219962V000028

2200 Model (no exclusion with this model number)**2205 Model**

2BPS220542V000013

2206 Model

2BPS220602V000003	2BPS220652V000126	2BPS220622V000178	2BPS220602V000261	2BPS220692V000369
2BPS220662V000006	2BPS220672V000130	2BPS220642V000179	2BPS220632V000268	2BPS220692V000372
2BPS220682V000007	2BPS220662V000135	2BPS220622V000181	2BPS220632V000285	2BPS220602V000390
2BPS220652V000014	2BPS220652V000143	2BPS2206X2V000185	2BPS220612V000298	2BPS220632V000397
2BPS220672V000015	2BPS220672V000144	2BPS220632V000187	2BPS220662V000300	2BPS220652V000398
2BPS2206X2V000025	2BPS220662V000149	2BPS220672V000189	2BPS220622V000312	2BPS2206X2V000400
2BPS220612V000026	2BPS220622V000150	2BPS220672V000192	2BPS2206X2V000316	2BPS220612V000401
2BPS220652V000028	2BPS220662V000152	2BPS220692V000193	2BPS220632V000318	2BPS220632V000402
2BPS220602V000034	2BPS2206X2V000154	2BPS220642V000201	2BPS220612V000334	2BPS220672V000404
2BPS2206X2V000042	2BPS220652V000157	2BPS220662V000202	2BPS220692V000338	2BPS220692V000405
2BPS220662V000054	2BPS220692V000162	2BPS220612V000205	2BPS220642V000344	2BPS220622V000407
2BPS220642V000070	2BPS220622V000164	2BPS220652V000210	2BPS2206X2V000350	2BPS220662V000412
2BPS220682V000072	2BPS220662V000166	2BPS2206X2V000218	2BPS220612V000351	2BPS220682V000413
2BPS220672V000077	2BPS220612V000169	2BPS220682V000234	2BPS220672V000354	2BPS2206X2V000414
2BPS2206X2V000090	2BPS220682V000170	2BPS220632V000237	2BPS220622V000357	
2BPS220612V000110	2BPS220632V000173	2BPS220652V000241	2BPS220642V000358	
2BPS220672V000113	2BPS220692V000176	2BPS220602V000244	2BPS220612V000365	
2BPS220682V000119	2BPS220602V000177	2BPS220692V000260	2BPS220672V000368	

2207 Model

2BPS220762V000001	2BPS220772V000069	2BPS220732V000103	2BPS220702V000141	2BPS220742V000191
2BPS220782V000002	2BPS220732V000070	2BPS220752V000104	2BPS220722V000142	2BPS220762V000192
2BPS2207X2V000003	2BPS220752V000071	2BPS220772V000105	2BPS220742V000143	2BPS2207X2V000194
2BPS220732V000005	2BPS220772V000072	2BPS220792V000106	2BPS220782V000145	2BPS220732V000196
2BPS220772V000007	2BPS220792V000073	2BPS220702V000107	2BPS220732V000148	2BPS220752V000197
2BPS220792V000008	2BPS220722V000075	2BPS220702V000110	2BPS220732V000151	2BPS220772V000198
2BPS220772V000010	2BPS220742V000076	2BPS220722V000111	2BPS220772V000153	2BPS220792V000199
2BPS220702V000012	2BPS220762V000077	2BPS220742V000112	2BPS220792V000154	2BPS220712V000200
2BPS220762V000015	2BPS220782V000078	2BPS220762V000113	2BPS220722V000156	2BPS220732V000201
2BPS2207X2V000017	2BPS2207X2V000079	2BPS2207X2V000115	2BPS220742V000157	2BPS220752V000202
2BPS2207X2V000020	2BPS220762V000080	2BPS220712V000116	2BPS220762V000158	2BPS220772V000203
2BPS220772V000024	2BPS220782V000081	2BPS220732V000117	2BPS2207X2V000163	2BPS220792V000204
2BPS220792V000025	2BPS2207X2V000082	2BPS220752V000118	2BPS220712V000164	2BPS220702V000205
2BPS220762V000029	2BPS220712V000083	2BPS220772V000119	2BPS220792V000168	2BPS220742V000207
2BPS220762V000032	2BPS220732V000084	2BPS220732V000120	2BPS220702V000169	2BPS220762V000208
2BPS220792V000039	2BPS220772V000086	2BPS220752V000121	2BPS220772V000170	2BPS220782V000209
2BPS220792V000042	2BPS220792V000087	2BPS220772V000122	2BPS220702V000172	2BPS220782V000212
2BPS2207X2V000048	2BPS220702V000088	2BPS220792V000123	2BPS220722V000173	2BPS2207X2V000213
2BPS220782V000050	2BPS220702V000091	2BPS220702V000124	2BPS220742V000174	2BPS220712V000214
2BPS220712V000052	2BPS220722V000092	2BPS220722V000125	2BPS220762V000175	2BPS220772V000220
2BPS220752V000054	2BPS220742V000093	2BPS220742V000126	2BPS2207X2V000177	2BPS220792V000221
2BPS220792V000056	2BPS220762V000094	2BPS220782V000131	2BPS220712V000178	2BPS220742V000224
2BPS220702V000057	2BPS220782V000095	2BPS220712V000133	2BPS220732V000179	2BPS220782V000226
2BPS220722V000058	2BPS2207X2V000096	2BPS220752V000135	2BPS2207X2V000180	2BPS220712V000231
2BPS220702V000060	2BPS220712V000097	2BPS220772V000136	2BPS220752V000183	2BPS220752V000233
2BPS220722V000061	2BPS220752V000099	2BPS220792V000137	2BPS220772V000184	2BPS220722V000237
2BPS220742V000062	2BPS220782V000100	2BPS220702V000138	2BPS220702V000186	2BPS220722V000240
2BPS2207X2V000065	2BPS2207X2V000101	2BPS220722V000139	2BPS220722V000187	2BPS220742V000241
2BPS220732V000067	2BPS220712V000102	2BPS220792V000140	2BPS220762V000189	2BPS220792V000249

2207 Model (cont'd)

2BPS220762V000256	2BPS220752V000393	2BPS220702V000477	2BPS2207X2V000583	2BPS220752V000703
2BPS220712V000259	2BPS220722V000397	2BPS220742V000479	2BPS220772V000587	2BPS220792V000705
2BPS220722V000271	2BPS220742V000398	2BPS220712V000486	2BPS220792V000588	2BPS220702V000706
2BPS220762V000273	2BPS220742V000403	2BPS220772V000489	2BPS220772V000590	2BPS220722V000707
2BPS220782V000274	2BPS220762V000404	2BPS220732V000490	2BPS220742V000594	2BPS220742V000711
2BPS2207X2V000275	2BPS220782V000405	2BPS220772V000492	2BPS220782V000601	2BPS220782V000713
2BPS220732V000277	2BPS2207X2V000406	2BPS220702V000494	2BPS2207X2V000602	2BPS2207X2V000714
2BPS220772V000282	2BPS220732V000408	2BPS220722V000495	2BPS220712V000603	2BPS220712V000715
2BPS2207X2V000289	2BPS220752V000409	2BPS220762V000497	2BPS220752V000605	2BPS220732V000716
2BPS220782V000291	2BPS220712V000410	2BPS220782V000498	2BPS220722V000612	2BPS220752V000717
2BPS2207X2V000292	2BPS220732V000411	2BPS2207X2V000499	2BPS220742V000613	2BPS220752V000720
2BPS220732V000294	2BPS220752V000412	2BPS220722V000500	2BPS220762V000614	2BPS220772V000721
2BPS220752V000295	2BPS220772V000413	2BPS220762V000502	2BPS220782V000615	2BPS220792V000722
2BPS220772V000296	2BPS220702V000415	2BPS220782V000503	2BPS220712V000620	2BPS220722V000724
2BPS220702V000298	2BPS220722V000416	2BPS2207X2V000504	2BPS220762V000628	2BPS220742V000725
2BPS220722V000299	2BPS220742V000417	2BPS220752V000507	2BPS220792V000641	2BPS2207X2V000728
2BPS220772V000301	2BPS220762V000418	2BPS220772V000508	2BPS220722V000643	2BPS220712V000729
2BPS220722V000304	2BPS220782V000419	2BPS220792V000509	2BPS220742V000644	2BPS220712V000732
2BPS220742V000305	2BPS220762V000421	2BPS220752V000510	2BPS220762V000645	2BPS220792V000736
2BPS220762V000306	2BPS220782V000422	2BPS220772V000511	2BPS2207X2V000650	2BPS220702V000737
2BPS220782V000307	2BPS2207X2V000423	2BPS220792V000512	2BPS220712V000651	2BPS220722V000738
2BPS220782V000310	2BPS220752V000426	2BPS220702V000513	2BPS220792V000655	2BPS220702V000740
2BPS2207X2V000311	2BPS220772V000427	2BPS220722V000514	2BPS220702V000656	2BPS220722V000741
2BPS220712V000312	2BPS220792V000428	2BPS220742V000515	2BPS220722V000657	2BPS220742V000742
2BPS220792V000316	2BPS220702V000429	2BPS2207X2V000518	2BPS220742V000658	2BPS220762V000743
2BPS220702V000317	2BPS220792V000431	2BPS220712V000519	2BPS220722V000660	2BPS220782V000744
2BPS2207X2V000325	2BPS220702V000432	2BPS220712V000522	2BPS220742V000661	2BPS220772V000749
2BPS220732V000327	2BPS220722V000433	2BPS220732V000523	2BPS220762V000662	2BPS220752V000751
2BPS220772V000329	2BPS220742V000434	2BPS220752V000524	2BPS220782V000663	2BPS220792V000753
2BPS220732V000330	2BPS220762V000435	2BPS220722V000528	2BPS2207X2V000664	2BPS220702V000754
2BPS220772V000332	2BPS220782V000436	2BPS2207X2V000535	2BPS220732V000666	2BPS220722V000755
2BPS220702V000334	2BPS2207X2V000437	2BPS220732V000537	2BPS220772V000668	2BPS220742V000756
2BPS220722V000335	2BPS220732V000439	2BPS220752V000541	2BPS220752V000670	2BPS2207X2V000759
2BPS220762V000340	2BPS220712V000441	2BPS220792V000543	2BPS220772V000671	2BPS220762V000760
2BPS2207X2V000342	2BPS220732V000442	2BPS220702V000544	2BPS220792V000672	2BPS220782V000761
2BPS220772V000346	2BPS220752V000443	2BPS220722V000545	2BPS220702V000673	2BPS220712V000763
2BPS220792V000347	2BPS220772V000444	2BPS220742V000546	2BPS220722V000674	2BPS220772V000766
2BPS220762V000354	2BPS220792V000445	2BPS220782V000548	2BPS220742V000675	2BPS220702V000768
2BPS220752V000359	2BPS220722V000447	2BPS2207X2V000549	2BPS220782V000677	2BPS220722V000772
2BPS220712V000360	2BPS220762V000449	2BPS220782V000551	2BPS2207X2V000678	2BPS220762V000774
2BPS220732V000361	2BPS220762V000452	2BPS2207X2V000552	2BPS220712V000679	2BPS220782V000775
2BPS220772V000363	2BPS220782V000453	2BPS220712V000553	2BPS220782V000680	2BPS220712V000777
2BPS220792V000364	2BPS220712V000455	2BPS220752V000555	2BPS2207X2V000681	2BPS220732V000778
2BPS220782V000369	2BPS220732V000456	2BPS220772V000556	2BPS220712V000682	2BPS220772V000783
2BPS220742V000370	2BPS220752V000457	2BPS220702V000558	2BPS220732V000683	2BPS220702V000785
2BPS220712V000374	2BPS220772V000458	2BPS220792V000560	2BPS220752V000684	2BPS220742V000787
2BPS220752V000376	2BPS220792V000459	2BPS220722V000562	2BPS220772V000685	2BPS220762V000788
2BPS220792V000378	2BPS220772V000461	2BPS2207X2V000566	2BPS220702V000687	2BPS220782V000789
2BPS220772V000380	2BPS220702V000463	2BPS220712V000567	2BPS220722V000691	2BPS2207X2V000793
2BPS220722V000383	2BPS220782V000467	2BPS220752V000572	2BPS220742V000692	2BPS220792V000803
2BPS220742V000384	2BPS2207X2V000468	2BPS220702V000575	2BPS220762V000693	2BPS220702V000804
2BPS220712V000388	2BPS220712V000469	2BPS220722V000576	2BPS2207X2V000695	2BPS220722V000805
2BPS220732V000389	2BPS220782V000470	2BPS220762V000578	2BPS220752V000698	2BPS220782V000808
2BPS220712V000391	2BPS220732V000473	2BPS220782V000582	2BPS220732V000702	2BPS220782V000811

2207 Model (cont'd)

2BPS220732V000814	2BPS220762V000855	2BPS220762V000886	2BPS2207X2V000907	2BPS220712V000939
2BPS220752V000815	2BPS220712V000858	2BPS220782V000887	2BPS220792V000915	2BPS2207X2V000941
2BPS220752V000829	2BPS2207X2V000860	2BPS220732V000893	2BPS220742V000918	2BPS220712V000942
2BPS220732V000831	2BPS220792V000879	2BPS220722V000898	2BPS220762V000922	2BPS220752V000944
2BPS220712V000844	2BPS220772V000881	2BPS220772V000900	2BPS2207X2V000924	2BPS220772V000945
2BPS220752V000846	2BPS220792V000882	2BPS220792V000901	2BPS220732V000926	2BPS220702V000947
2BPS220792V000848	2BPS220702V000883	2BPS220702V000902	2BPS220792V000932	2BPS220742V000949
2BPS220772V000850	2BPS220722V000884	2BPS220722V000903	2BPS220762V000936	
2BPS220792V000851	2BPS220742V000885	2BPS220782V000906	2BPS220782V000937	

2208 Model (no exclusion with this model number)**2209 Model**

2BPS220942V000001	2BPS2209X2V000066	2BPS220932V000121	2BPS220942V000175	2BPS220922V000272
2BPS220932V000006	2BPS220912V000067	2BPS220952V000122	2BPS220962V000176	2BPS220942V000273
2BPS220972V000008	2BPS220932V000068	2BPS220972V000123	2BPS220912V000179	2BPS220982V000275
2BPS220992V000009	2BPS220952V000069	2BPS220992V000124	2BPS220982V000180	2BPS220912V000277
2BPS220952V000010	2BPS220912V000070	2BPS220902V000125	2BPS2209X2V000181	2BPS220912V000280
2BPS220972V000011	2BPS220952V000072	2BPS220922V000126	2BPS220932V000183	2BPS220932V000281
2BPS220992V000012	2BPS220902V000075	2BPS220942V000127	2BPS220992V000186	2BPS220922V000286
2BPS220902V000013	2BPS220922V000076	2BPS220962V000128	2BPS220902V000187	2BPS220982V000289
2BPS220922V000014	2BPS220942V000077	2BPS220942V000130	2BPS220942V000189	2BPS220962V000291
2BPS220962V000016	2BPS220962V000078	2BPS220912V000134	2BPS220902V000190	2BPS2209X2V000293
2BPS220912V000019	2BPS220982V000079	2BPS220932V000135	2BPS220922V000191	2BPS220912V000294
2BPS220982V000020	2BPS220962V000081	2BPS220972V000137	2BPS220942V000192	2BPS220952V000296
2BPS2209X2V000021	2BPS220982V000082	2BPS220992V000138	2BPS220912V000201	2BPS220972V000297
2BPS220932V000023	2BPS2209X2V000083	2BPS220902V000139	2BPS220932V000202	2BPS220992V000303
2BPS220952V000024	2BPS220912V000084	2BPS220972V000140	2BPS220992V000205	2BPS220902V000304
2BPS220972V000025	2BPS220932V000085	2BPS220992V000141	2BPS220942V000208	2BPS220922V000305
2BPS220992V000026	2BPS220902V000089	2BPS220922V000143	2BPS220922V000210	2BPS220942V000306
2BPS220942V000029	2BPS220972V000090	2BPS220942V000144	2BPS220942V000211	2BPS220962V000307
2BPS220902V000030	2BPS220992V000091	2BPS220982V000146	2BPS2209X2V000214	2BPS220982V000308
2BPS220922V000031	2BPS220942V000094	2BPS2209X2V000147	2BPS220912V000215	2BPS2209X2V000309
2BPS220942V000032	2BPS220982V000096	2BPS220912V000148	2BPS220932V000216	2BPS220962V000310
2BPS2209X2V000035	2BPS2209X2V000097	2BPS220932V000149	2BPS220972V000218	2BPS220982V000311
2BPS220912V000036	2BPS220932V000099	2BPS2209X2V000150	2BPS220972V000221	2BPS2209X2V000312
2BPS220952V000038	2BPS220962V000100	2BPS220912V000151	2BPS220902V000223	2BPS220912V000313
2BPS220972V000039	2BPS220982V000101	2BPS220932V000152	2BPS220912V000229	2BPS220932V000314
2BPS220932V000040	2BPS2209X2V000102	2BPS220952V000153	2BPS2209X2V000231	2BPS220972V000316
2BPS220972V000042	2BPS220912V000103	2BPS220972V000154	2BPS220952V000234	2BPS220922V000319
2BPS220992V000043	2BPS220932V000104	2BPS220992V000155	2BPS220992V000236	2BPS220992V000320
2BPS220902V000044	2BPS220952V000105	2BPS220902V000156	2BPS220942V000242	2BPS220902V000321
2BPS220962V000047	2BPS220972V000106	2BPS220922V000157	2BPS220962V000243	2BPS220922V000322
2BPS220982V000048	2BPS220992V000107	2BPS220962V000159	2BPS220982V000244	2BPS220962V000324
2BPS2209X2V000049	2BPS220902V000108	2BPS220942V000161	2BPS2209X2V000245	2BPS220932V000328
2BPS220962V000050	2BPS220922V000109	2BPS220962V000162	2BPS220952V000248	2BPS220912V000330
2BPS220982V000051	2BPS220902V000111	2BPS220982V000163	2BPS220952V000251	2BPS220932V000331
2BPS2209X2V000052	2BPS220942V000113	2BPS2209X2V000164	2BPS220942V000256	2BPS220952V000332
2BPS220952V000055	2BPS220962V000114	2BPS220932V000166	2BPS220962V000257	2BPS220992V000334
2BPS220992V000057	2BPS220982V000115	2BPS220952V000167	2BPS220982V000261	2BPS220942V000337
2BPS220902V000058	2BPS2209X2V000116	2BPS220972V000168	2BPS220912V000263	2BPS220962V000338
2BPS220992V000060	2BPS220912V000117	2BPS220992V000169	2BPS220932V000264	2BPS220982V000339
2BPS220922V000062	2BPS220932V000118	2BPS220952V000170	2BPS220952V000265	2BPS220942V000340
2BPS220962V000064	2BPS220952V000119	2BPS220972V000171	2BPS220972V000266	2BPS220982V000342
2BPS220982V000065	2BPS220912V000120	2BPS220922V000174	2BPS220992V000270	2BPS2209X2V000343

2209 Model (cont'd)

2BPS220912V000344	2BPS220902V000349	2BPS220932V000359	2BPS220972V000364	2BPS220962V000372
2BPS220932V000345	2BPS220942V000354	2BPS2209X2V000360	2BPS220992V000365	2BPS220912V000375
2BPS220972V000347	2BPS220982V000356	2BPS220932V000362	2BPS220902V000366	
2BPS220992V000348	2BPS2209X2V000357	2BPS220952V000363	2BPS220942V000371	

2215 Model

2BPS221562V000030	2BPS221522V000039	2BPS221562V000061	2BPS221552V000066	2BPS221502V000122
2BPS221512V000033	2BPS221582V000059	2BPS221512V000064	2BPS221582V000109	
2BPS221592V000037	2BPS221542V000060	2BPS221532V000065	2BPS221572V000120	

2216 Model

2BPS221602V000081	2BPS221632V000169	2BPS221622V000194	2BPS2216X2V000203	2BPS221682V000216
2BPS221622V000101	2BPS221672V000174	2BPS221662V000196	2BPS221612V000204	2BPS2216X2V000217
2BPS221692V000130	2BPS221692V000175	2BPS2216X2V000198	2BPS221632V000205	2BPS221612V000221
2BPS221682V000152	2BPS221602V000176	2BPS221612V000199	2BPS221652V000206	2BPS221662V000229
2BPS221662V000165	2BPS221602V000193	2BPS221682V000202	2BPS221622V000213	2BPS221672V000272

2217 Model

2BPS221792V000041	2BPS221762V000059	2BPS2217X2V000100	2BPS221782V000113
2BPS221772V000054	2BPS221762V000062	2BPS221732V000102	2BPS221752V000117
2BPS221742V000058	2BPS2217X2V000064	2BPS221722V000110	2BPS221792V000119

2218 Model

2BPS221882V000007	2BPS221882V000024	2BPS221802V000034	2BPS221882V000041
2BPS221812V000009	2BPS2218X2V000025	2BPS221822V000035	2BPS221812V000043
2BPS221882V000010	2BPS221832V000027	2BPS221842V000036	
2BPS221842V000019	2BPS221852V000028	2BPS221882V000038	
2BPS221802V000020	2BPS221852V000031	2BPS2218X2V000039	

Please route to :

	Init.
<input type="checkbox"/> Service	<input type="checkbox"/>
<input type="checkbox"/> Sales	<input type="checkbox"/>
<input type="checkbox"/> Parts	<input type="checkbox"/>



QUALITY

SNOWMOBILES



NOTE: Repair only if described symptoms exist or are noticed.

Campaign no.
2002-0005

No. **2002-6**

Date: December 13, 2001

SUBJECT: Mini Z™ Racing Decals

YEAR	MODEL	MODEL NUMBER	SERIAL NUMBER
2002	Mini Z	2103	All

PROBLEM

It was misunderstood that the above model shown at *Club Bombardier dealer/distributor meeting* with racing decals was not the standard version. Nevertheless, as customer satisfaction is of prime importance, decals will be made available for production units should customers wish to obtain them.

SOLUTION

Apply racing decal kit on production units **only if requested by a customer.**

PART INVOLVED

DESCRIPTION	PART NUMBER	QTY
Decal Kit	415 127 692	1

Order part as needed, through regular channel.

PROCEDURE

Using isopropyl alcohol on a soft clean cloth, clean the surface from grease and oil and dry thoroughly.

CAUTION: Do not apply isopropyl alcohol or solvent directly on decals. Use only in a well ventilated area.

Carefully position the decal. Use a sponge or a squeegee to remove the air bubbles working from the center toward the edges.

CAUTION: The following products must not be used to clean any of the plastic components on the vehicle: gasoline, brake fluid, kerosene, diesel fuel, lighter fluid, varsol, naphta, acetone, strong detergents, abrasive cleaners and waxes containing an abrasive or a cleaning agent.



SIDE VIEW WITHOUT RACING DECALS



REAR/SIDE VIEW WITH RACING DECALS



FRONT/SIDE VIEW WITH RACING DECALS

WARRANTY

Complete a warranty claim using the following information.

Campaign ^① Number	2002-0005
Claim Type	07
Flat Rate Time	0.7 hour
Expiration Date	December 11, 2002

① This type of campaign **QUALITY** is excluded when calculating the warranty completion rate.

For claiming procedure, refer to the *Dealer/Distributor Warranty Guide*.

Please route to :

	Init.
<input type="checkbox"/> Service	<input type="checkbox"/>
<input type="checkbox"/> Sales	<input type="checkbox"/>
<input type="checkbox"/> Parts	<input type="checkbox"/>



QUALITY

SNOWMOBILES



NOTE: Repair only if described symptoms exist or are noticed.

Campaign no.
2002-0006

No. **2002-7**

Date: December 17, 2001

SUBJECT: 493 LC Bog on Acceleration

YEAR	MODEL	MODEL NUMBER	SERIAL NUMBER
2002	MX Z™ 500/500 R	1928/1929/1930/1931/1944/1945/1946/ 1947/2116/2117/2118/2119/2127/2128	All
2002	Legend™ 500	2035/2036/2037/2038	All
2002	Grand Touring™ 500	2087/2088/2089/2090/2140	All

PROBLEM

Severe engine hesitation (bog) just off idle while accelerating at wide open throttle.

SOLUTION

Readjust pilot screw and verify idle RPM.

PROCEDURE

Remove air box.

Turn pilot screw clockwise (close) completely (do not over tighten) and then, unscrew (open) it 3 full turns.

Adjust idle to 1600 ± 200 RPM.

Reinstall air box.

WARRANTY

Complete a warranty claim using the following information.

Campaign Number ①	2002-0006
Claim Type	07
Flat Rate Time	0.3 hour
Expiration Date	December 11, 2002

① This type of campaign **QUALITY** is excluded when calculating the warranty completion rate.

For claiming procedure, refer to the *Dealer/Distributor Warranty Guide*.

Important Notice

When performing either a *Predelivery Inspection* on a new unit or a *10-hour Inspection*, dealers/distributors are requested to readjust the pilot screw and verify idle RPM as per this *Quality-Warranty Bulletin*.

Also when performing the corrective actions as per Warranty Bulletin no. 2002-5 or simply upon customer's complaint of herein described symptoms, **these adjustments/verifications should be made.**

Please route to :

	Init.
<input type="checkbox"/> Service	<input type="checkbox"/>
<input type="checkbox"/> Sales	<input type="checkbox"/>
<input type="checkbox"/> Parts	<input type="checkbox"/>



QUALITY

SNOWMOBILES



NOTE: Repair only if described symptoms exist or are noticed.

Campaign
no. 2002-0008

No. **2002-8**

Date: December 21, 2001

**SUBJECT: Running too Rich in Deep Snow
at High Altitude**

YEAR	MODEL	MODEL NUMBER	SERIAL NUMBER
2002	Summit™ 700/700 R	1977/1978/1979/1980/1981/1982/1983/1984/2208/2209	All

PROBLEM

At and above 1200 m (4000 ft) and in deep powder snow, above-mentioned units maximum engine RPM may drop between 7000 and 6000 and engine may stop if RPM is held at that critical point.

SOLUTION

Relocate plastic flat washer **from underneath to above** throttle slide needle circlip on both carburetors.

PROCEDURE

Remove air intake silencer.

Remove carburetor cover.

Loosen throttle slide needle retainer screw. Refer to the *2001 Shop Manual*, volume 3 (P/N 484 200 026), page 04-08-12, for proper procedure.

Move needle retainer aside (same reference than above).

Carefully pull out the needle.

NOTE: Take care not to lose plastic washer under needle circlip; washer could be stuck under the circlip or on the throttle slide needle hole.

Remove plastic washer.

Carefully install needle into throttle slide.

Install plastic washer on top of needle circlip.

Reinstall needle retainer making sure plastic washer stays on top of needle circlip.

Apply Loctite† 243 on needle retainer screw threads.

Tighten needle retainer screw to $1.0 \pm 0.3 \text{ N}\cdot\text{m}$ ($9 \pm 3 \text{ lbf}\cdot\text{in}$).

Reinstall carburetor cover, ensure spring washers are in place and tighten screws to $3.5 \pm 1.0 \text{ N}\cdot\text{m}$ ($31 \pm 9 \text{ lbf}\cdot\text{in}$).

Reinstall air intake silencer.

Make sure throttle lever returns freely.

By turning idle speed screw, readjust idle speed to specifications as per following table.

MODEL	IDLE SPEED $\pm 200 \text{ RPM}$
Summit 700	1500

† Loctite is a trademark of Loctite Corporation.

WARRANTY

Submit a warranty claim using the following information.

Campaign Number ^①	2002-0008
Claim Type	07
Flat Rate Time	0.6 hour
Expiration Date	December 21, 2002

① This type of campaign **QUALITY** is excluded when calculating the warranty completion rate.

For claiming procedure, refer to the *Dealer/Distributor Warranty Guide*.

Please route to :

	Init.
<input type="checkbox"/> Service	<input type="checkbox"/>
<input type="checkbox"/> Sales	<input type="checkbox"/>
<input type="checkbox"/> Parts	<input type="checkbox"/>



QUALITY

SNOWMOBILES



NOTE: Repair only if described symptoms exist or are noticed.

Campaign
no. 2002-0009

No. **2002-9**

Date: December 21, 2001

**SUBJECT: Coolant Leak at "T" Fitting
(some 3-Series Engines)**

YEAR	MODEL	MODEL NUMBER	SERIAL NUMBER
2002	MX Z® 600/700/800	1892/1893/1894/1895/1896/1897/1898/1899/1900/1901/1902/1903/ 1904/1905/1906/1907/1908/1909/1916/1917/1918/1919/1920/1921/ 1922/1923/1924/1925/1926/1927/1932/1933/1934/1935/1936/1937/ 1938/1939/1940/1941/1942/1943/1993/1994/1996/1997/1998/1999/ 2000/2005/2006/2007/2008/2104/2105/2106/2107/2108/2109/2110/ 2111/2112/2113/2114/2115/2134/2135/2143/2157/2206/2207	All
2002	Summit™ 600/700/800	1973/1974/1975/1976/1977/1978/1979/1980/1981/1982/1983/1984/ 1985/1986/1987/1988/1989/1990/1991/1992/2121/2122/2123/2124/ 2133/2208/2209	All
2002	Grand Touring™ 600/700/800	2071/2072/2073/2074/2075/2077/2078/2079/2080/2081/2082/2159	All

PROBLEM

Both pressure hose clamps at by-pass hose "T" fitting may let coolant leak. This condition could lead to major engine damage.

SOLUTION

Replace both existing pressure hose clamps by gear clamps.

PARTS REQUIRED

DESCRIPTION	PART NUMBER	QTY
Gear Clamp	408 800 400	2*
350 mm (14 in) Locking Tie	293 750 008	1*
350 mm (14 in) Locking Tie	293 750 008 quantity differs if electric starter equipped	3*


* When ordering *quantity 1* of these part numbers, dealer/distributor receives a pack of 10.

Order parts through regular channel.

PROCEDURE

Remove tuned pipe.

Cut both locking ties retaining starter wire (if so equipped). Refer to following photo.




CUTTING REARWARD LOCKING TIE

1. Starter wire
2. Forward locking tie

Cut locking tie retaining protector tube on coolant hose and slide protector tube forward.

Remove existing by-pass hose pressure clamps, **without disconnecting hoses**, by prying the band end open with a flat screwdriver. Refer to following photo.




REMOVING PRESSURE CLAMP

Completely unscrew gear clamps to open them.

Install gear clamps on hose.

Close and screw clamps. Tighten to 2.5 N•m (22 lbf•in).

NOTE: Check all other accessible gear clamps and tighten if needed.




TIGHTENING GEAR CLAMPS

Slide back protector tube on coolant hose and secure with a new locking tie.

Install 2 new locking ties to secure starter wire (if so equipped).

Reinstall tuned pipe.

Readjust coolant level up to 15 mm (19/32 in) above the COLD LEVEL line if needed.



1. Cold level line
- A. 15 mm (19/32 in)

WARRANTY

Submit a warranty claim using the following information.

Campaign Number ①	2002-0009
Claim Type	07
Flat Rate Time	0.5 hour
Expiration Date	December 21, 2002

① This type of campaign **QUALITY** is excluded when calculating the warranty completion rate.

For claiming procedure, refer to the *Dealer/Distributor Warranty Guide*.

Important Notice

When performing either a *Predelivery Inspection* on a new unit or a *10-hour Inspection*, dealers/distributors are requested to replace both coolant hose "T" fitting clamps as per this *Quality-Warranty Bulletin*.

Also when performing the corrective actions as per *Warranty Bulletin no. 2002-5*, if vehicle is involved, these modifications should be made.

Please route to :

	Init.
<input type="checkbox"/> Service	<input type="checkbox"/>
<input type="checkbox"/> Sales	<input type="checkbox"/>
<input type="checkbox"/> Parts	<input type="checkbox"/>



NOTE: Repair only if described symptoms exist or are noticed.

Campaign no.
2002-0007

No. **2002-10**

Date: January 11, 2002

**SUBJECT: MX Z[®]x 440 LC
Rear Shock Calibration**

YEAR	MODEL	MODEL NUMBER	SERIAL NUMBER
2002	MX Zx 440 LC	1948/2120/2129/2219	All

PROBLEM

Under very aggressive riding and/or racing application, the factory rear shock absorber calibration could be too stiff on compression damping.

SOLUTION

Re calibrate rear shock absorber.

CAUTION: Failure to perform this re calibration can lead, under very aggressive riding and/or racing application, to suspension damage.

Work could be performed by either

- A)** Dealer/Distributor,
- B)** Authorized Service Center.

A) Work Performed by Dealer/Distributor

PARTS REQUIRED

DESCRIPTION	ITEM	PART NUMBER	QTY
Deflection Disc (0.9 x 0.015)	1	503 190 078	3
Deflection Disc (1.3 x 0.015)	2	503 190 098	7
Deflection Disc (0.7 x 0.008)	3	503 190 063	1
Deflection Disc (1.1 x 0.010)	4	503 190 086	1
Deflection Disc (0.7 x 0.010)	5	503 190 064	1
Shock Absorber Oil	6	503 190 103	1

Dealer/distributor needs to order parts through regular channel.

PROCEDURE

Disassembly

NOTE: Labor involved to remove and re install the shock absorber is not covered by Bombardier warranty.

⚠ WARNING

Before servicing a gas shock it is important that all the gas pressure be discharged from the unit. Refer to the instructions listed below for the proper procedure of discharging the gas pressure from a shock. Protective eye wear should be worn to avoid risk of injury while servicing RydeFX gas charged mono-tube shocks.

1. Remove the shock from the vehicle.
2. Wash the shock body with Bombardier Pulley Flange Cleaner (P/N 413 711 809); then dry with compressed air to remove sand and dirt.

⚠ WARNING

When using compressed air to dry components, protective eye wear should be worn to avoid risk of injury.

3. Remove sleeve and/or bushings from lower shock mount eyelet. Secure the shock in a horizontal plane by its lower mount in a vise. The use of soft jaws is recommend to prevent damage or marks to the shock.

CAUTION: It is important that the gas shock be retained in the vise by the lower mount. Any other method of securing the shock body during these procedures may deform the shock body cylinder.

4. Remove the small button head screw from the pressure valve assembly found on the bottom of the reservoir.
5. Using a slotted screwdriver, discharge all gas pressure from the shock by loosening the pressure valve assembly two (2) full turns counter-clockwise.



DISCHARGING GAS PRESSURE

⚠ WARNING

Nitrogen gas is under extreme pressure. Use caution when releasing nitrogen gas from shock. Protective eye wear should be worn to avoid risk of injury.

⚠ WARNING

Allow all the gas pressure to escape before proceeding with the removal of the pressure valve assembly. Pressurized gas could eject the valve assembly from the cylinder, resulting in bodily injury.

6. Using a 19 mm (3/4 in) wrench loosen and remove reservoir end cap.
7. Reposition shock absorber to a vertical upright position in vise by its lower mount.
8. Remove the reservoir bleed screw located opposite to the reservoir end cap. Account for O-ring.
9. Using a 32 mm (1-1/4 in) open face wrench, fully loosen and remove sealing cap and remove rod assembly placing it on a clean shop towel.
10. Pour the oil out of the shock reservoir and main cylinder body into waste container. Discard old oil into an approved storage container and dispose as per local environmental regulations. Never reuse damper oil during shock rebuilding.
11. Remove the internal floating piston from the reservoir by pushing the IFP with a push rod out of the reservoir. Account for wear band and O-ring.
12. Clean the inside of the shock body using clean parts-cleaning solvent and blow dry using compressed air.
13. Place the shock piston rod upper mount in bench vise, begin piston and valve removal using a 14 mm (35/64 in) open face wrench.


Arrange parts removed in the sequence of disassembly.

14. Items to inspect:

- Piston rod/rod spacer for straightness, nicks or burrs.
- Sealing cap assembly/seals and scraper; clean, inspect, or replace.
- Inside of shock body for scratches, burrs or excessive wear.
- Teflon piston and I.F.P wear band for cuts, chipped or nicked edges, or excessive wear.
- O-rings for nicks, cuts, or cracks.
- Valve discs for kinks or waves.

Should any of these items be in question, replacement is recommended.

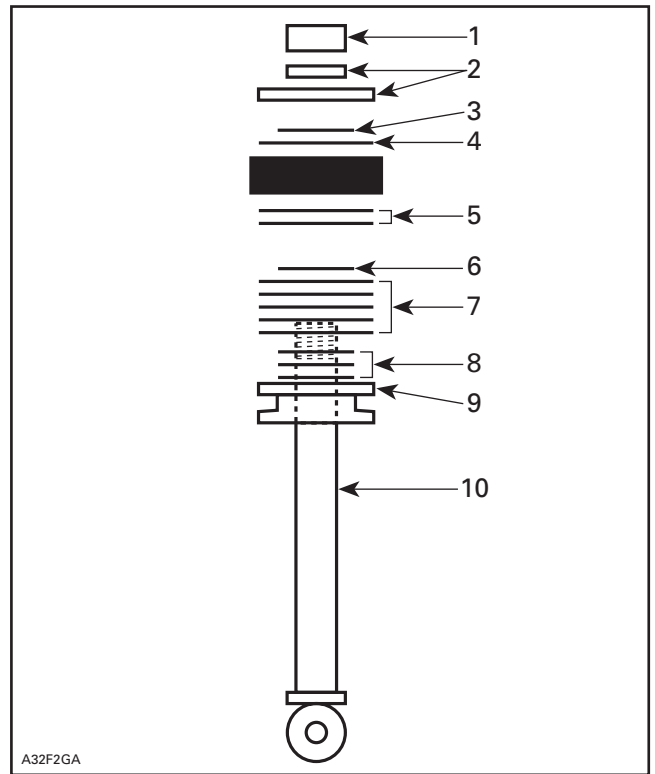
15. Discard the lower non-machined support shim.



1. Remove this non-machined support shim.

Assembly

1. Place the piston rod upper mount into the vise. Reassemble damper rod assembly, with the new calibration, in the reverse order of disassembly.



1. Nut
2. Washers
3. (1) 0.7 x 0.010 (P/N 503 190 064) item 5
4. (1) 1.1 x 0.010 (P/N 503 190 086) item 4
5. (2) 1.3 x 0.015 (P/N 503 190 098) item 2
6. (1) 0.7 x 0.008 (P/N 503 190 063) item 3
7. (5) 1.3 x 0.015 (P/N 503 190 098) item 2
8. (3) 0.9 x 0.015 (P/N 503 190 078) item 1
9. Machined Washer
10. Piston Rod

Special attention should be paid to the positioning of the rebound and compression disc (shim) stacks, ensuring that they are in the good order. Tighten the lock nut to 20-27 N•m (15-20 lbf•ft) of torque.


CAUTION: DO NOT OVER-TORQUE. If excessive torque is applied, damage to the piston and valves will occur.

2. Secure the shock in a horizontal plane by its lower mount in a vise. The use of soft jaws is recommended to prevent damage or marks to the shock.

CAUTION: It is important that the gas shock be retained in the vise by the lower mount. Any other method of securing the shock body during these procedures may deform the shock body cylinder.

3. Apply a thin film of oil onto the floating wear band and O-ring, and slowly install the floating piston into the bottom of the reservoir body.

- Using the push rod, push the internal floating piston down into the reservoir to a depth of 94 mm (3-45/64 in) from the bottom of reservoir body.



- Using a 19 mm (3/4 in) wrench re-install and tighten reservoir end cap into reservoir body. Securely tighten pressure valve assembly into reservoir end cap.
- Reposition shock absorber to a vertical upright position in vise by its lower mount.
- Fill the shock body with 240 mL of shock oil. The shock oil will flow through the passage port and simultaneously fill the reservoir to its top. **Use only RydeFX "SLIDE" branded shock fluid, P/N 503 190 103 (mandatory).**
- Re-install and securely tighten bleed screw into reservoir body.
- With the sealing cap assembly pushed down against the piston, carefully insert the piston rod assembly into the cylinder, slightly oscillating the piston rod to allow piston to enter shock body bore.
- Slowly push the piston rod assembly into shock body until the sealing cap assembly bottoms on the cylinder counter bore. Slight up and down movement may be required to allow all air to pass through piston assembly.

NOTE: During installation, some shock oil will overflow. Wrap a shop cloth around shock body to catch possible oil overflow. Fast installation of the piston rod assembly may force air into the shock and get trapped beneath the piston. This must not occur if the damper is expected to perform as designed.

- Using a 32 mm (1-1/4 in) open face wrench tighten sealing cap securely into the shock cylinder.
- Pressurize the shock reservoir, through the pressure valve, with nitrogen gas to 350 psi pressure.

NOTE: After being compressed, the piston rod should fully extend from the shock once the shock has been pressurized.

- Re-install the small button head screw in the pressure valve assembly and tighten securely.

After recharging is complete the rebuilt shock should be bench-tested. Stroke the shock to ensure full travel and smooth compression and rebound action. If the shaft moves in or out erratically this could indicate too much air is trapped inside. If the shaft will not move or has partial travel then it may be hydraulically locked. In either event the shock must be rebuilt again. Pay particular attention to the placement of the IFP, quantity of oil and shim stack/piston assembly.

- Re-install any sleeves and/or bushings in the lower shock mount.

- Reinstall shock absorber on vehicle **making sure reservoir is underneath.**

WARRANTY

Submit a warranty claim using the following information:

Campaign ① Number	2002-0007
Claim Type	07
Flat Rate	1.0 hour
Expiration Date	February 15, 2002

- ① This type of campaign **QUALITY** is excluded when calculating the warranty completion rate.

For claiming procedure, refer to the Dealer/Distributor *Warranty Guide*.

B) Work Done by Authorized Service Center

Should the dealer/distributor not be at ease with performing the re calibration, customer must be directed to the nearest of the authorized Service Centers listed below where he sends the shock absorber.

IMPORTANT: Customer must get an authorization, by phone, from the service center representative prior to requesting shock absorber re calibration, **by giving his name, phone number and the serial number of the involved sled.**

Re calibration will be performed at **no charge to the customer.**

Customer is however responsible for the shipping and handling charges.

Authorized Service Centers

in the U.S.A.:

Carver Performance
Route 5, Box 21A
Thief River Falls
Mn 56701
phone: 1-888-349-7469

in Canada:

Pro-Tech Suspension
2575 Remembrance Blvd.
Lachine, Qc
H8S 1X4
phone: (514) 828-5058
fax: (514) 828-5059

IMPORTANT: Dealer/distributor do not need to complete a warranty claim in this case, all duplicate claims will be debited to dealer/distributor.

Please route to :

	Init.
<input type="checkbox"/> Service	<input type="checkbox"/>
<input type="checkbox"/> Sales	<input type="checkbox"/>
<input type="checkbox"/> Parts	<input type="checkbox"/>



QUALITY

SNOWMOBILES



NOTE: Repair only if described symptoms exist or are noticed.

Campaign no. 2002-0011

No. **2002-11**

Date: February 8, 2002

SUBJECT: Fuel Consumption on 800 twin equipped with DPM

YEAR	MODEL	PACKAGE	MODEL NUMBER	SERIAL NUMBER
2002	Grand Touring 800	Adrenaline	2047/2048/2049/2050/2137	All
2002	Legend 800	SE	2011/2012/2013/2014/2136	All
2002	MX Z 800	X	1880/1881/1882/1883/ 1884/1885	All
2002	MX Z 800 R	Adrenaline	1892/1893/1894/1895/ 1896/1897	All
2002	MX Z 800 R	Renegade	1993/1994/1996/2134/2143	All
2002	MX Z 800 R	X	2125/2172/2173/2174/ 2175/2176/2177	All

BEFORE RECALIBRATING THE MPEM, IT IS OF THE UTMOST IMPORTANCE TO ENSURE THAT THE SNOWMOBILE CALIBRATION IS STOCK AND ACCORDING TO MANUFACTURER'S SPECIFICATION. MAJOR ENGINE FAILURE OR PERFORMANCE LOSS MAY OCCUR IF RECALIBRATION IS DONE ON A MODIFIED UNIT. ①

① Prior to performing this update, make sure to carry out the warranty campaign 2002-0003 on involved units.

PROBLEM

From low to mid range speed, some units may experience a high fuel consumption.

SOLUTION

Recalibrate the MPEM using a new **autoshipped** programming cartridge. This new calibration improves fuel consumption at low and mid range speed from 2 to 7 L/100 km (1 to 3 mi/gal) without jeopardizing engine reliability. This improvement depends on trail conditions, weather and riding style.

PARTS REQUIRED

DESCRIPTION	P/N	QTY
Programming cartridge ②	512 059 756	Autoshipped

② This cartridge contains calibration to perform updates of campaign no. 2002-0010 and no. 2002-0011.


Auto-shipment of cartridge will start February 11, 2002.

PROCEDURE

This MPEM recalibration procedure must be done using the by-pass wire (refer to next table) and the programming cartridge which will be auto-shipped to the dealers/distributors. This procedure changes the DPM compensation curve.

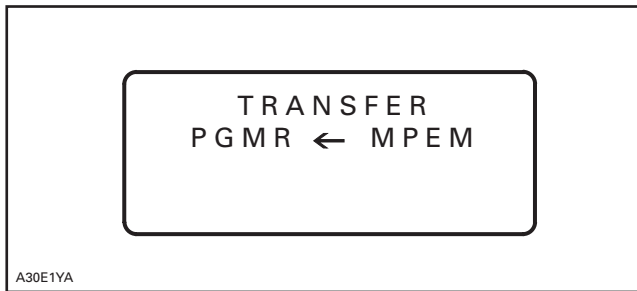
MODELS	HARNESS P/N
Grand Touring and Legend	861 780 600*
MX Z	529 035 675

* Refer to *Service Bulletin 2002-2* under *MPEM/ Accessories By-Pass Harness* topic for installation instructions.

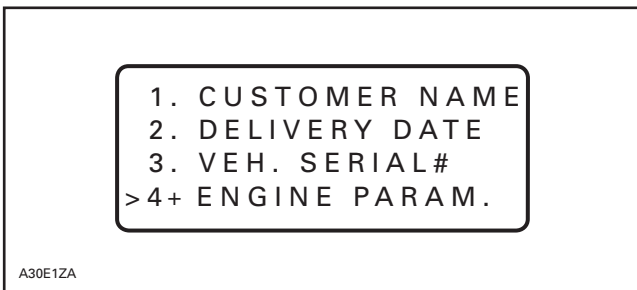


Connect by-pass wire. Turn on programmer then enter password.

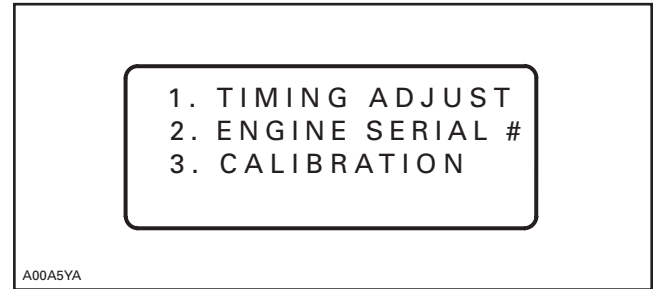
Press 3 for VEHICLE INFO, following screen appears temporarily:



Followed by this screen:

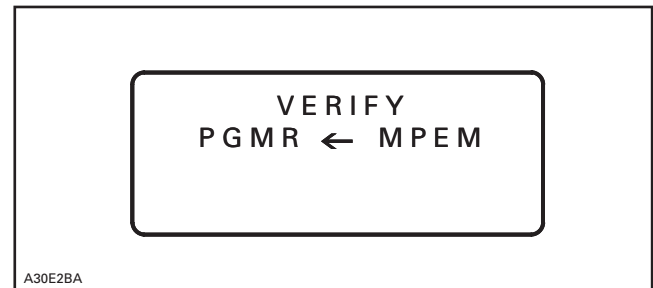


Press 4 for ENGINE PARAMETERS, following screen appears:

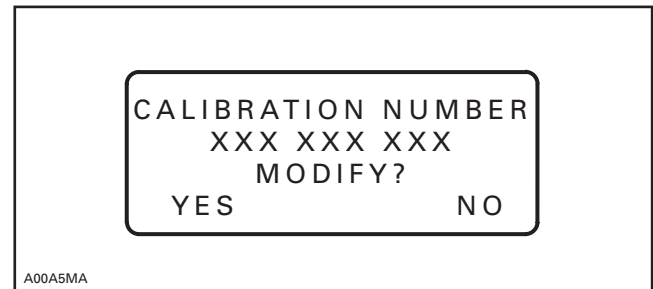


Press 3 for CALIBRATION.

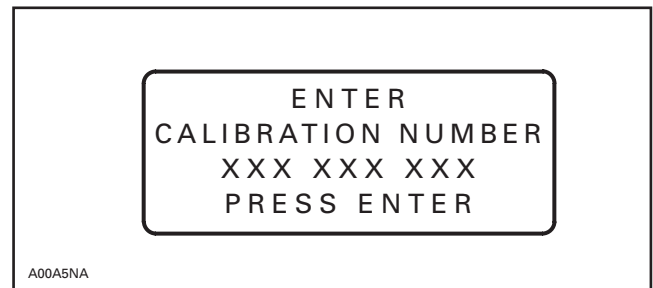
←Trs appears temporarily and then following screen:



And the following screen showing the actual calibration number in the vehicle.



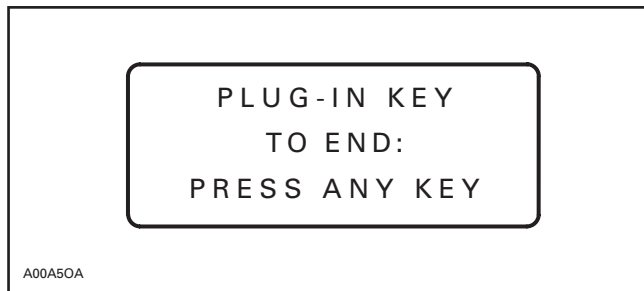
Select YES to MODIFY? and press ENTER; following screen appears:



Enter calibration number 512 059 755.

IMPORTANT: Be sure to enter the correct number.

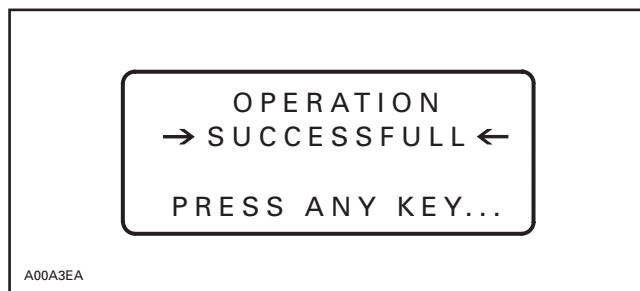
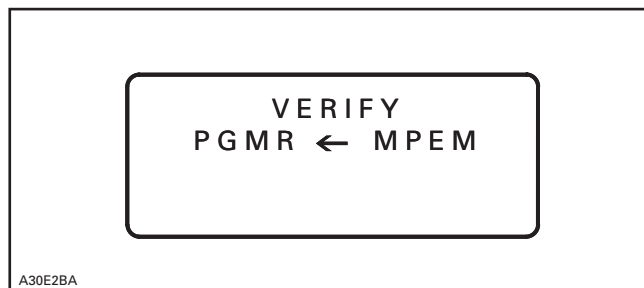
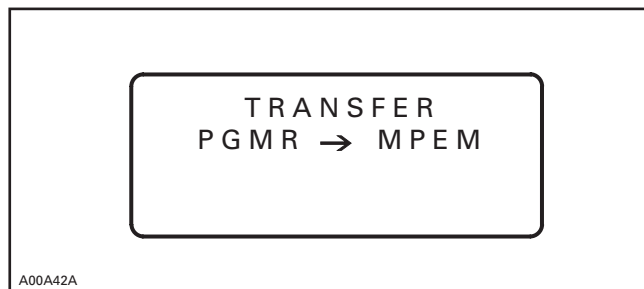
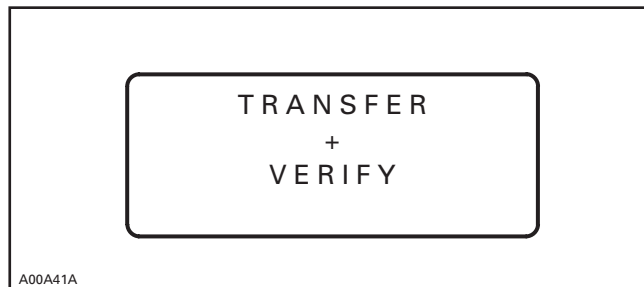
Press ENTER, following screen appears:



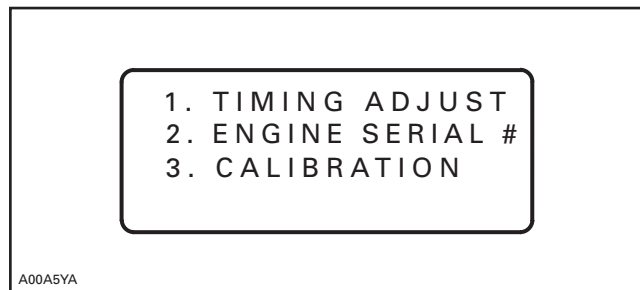
NOTE: If an error occurred during data entry, the procedure will have to be redone completely.

When calibration cartridge is plugged-in, a transfer will occur: **← Trs**.

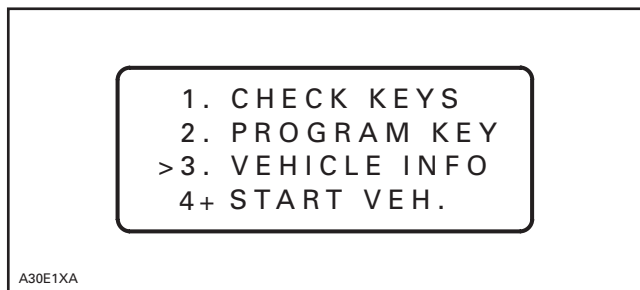
Plug-in calibration cartridge onto the programmer post, the following screens will appear temporarily:



Press any key, **← Trs** will appear followed by next screen:



Press MENU twice, following screen will appear:



Reprogramming is completed.

WARRANTY INFORMATION

Submit a warranty claim using the following information:

Campaign Number ①	2002-0011
Claim Type	07
Flat Rate Time	0.3 hour
Expiration Date	February 8, 2003

① This type of campaign **QUALITY** is excluded when calculating the warranty completion rate.

For claiming procedure, refer to the *Dealer/Distributor Warranty Guide*.

Please route to:

	Init.
<input type="checkbox"/> Service	<input type="checkbox"/>
<input type="checkbox"/> Sales	<input type="checkbox"/>
<input type="checkbox"/> Parts	<input type="checkbox"/>



QUALITY

SNOWMOBILES



NOTE: Repair only if described symptoms exist or are noticed.

Campaign
no. 2002-0010

No. **2002-12**

Date: February 12, 2002

**SUBJECT: Running too Rich in Deep Snow
at High Altitude**

YEAR	MODEL	MODEL NUMBER	SERIAL NUMBER
2002	Summit™ 800 HM X/HM/X/SPORT Summit 800 R HM X/HM/X/SPORT	1957/1958/1959/1960/1961/1962/1963/1964/ 1965/1966/1967/1968/1969/1970/1971/1972/ 1973/1974/1975/1976/2121/2122/2123/2124/ 2132/2190/2191/2192/2193/2194/2195/2196/ 2197/2198/2199/2200/2205/2215/2216/2217/2218	All

BEFORE RECALIBRATING THE MPEM, IT IS OF THE UTMOST IMPORTANCE TO ENSURE THAT THE SNOWMOBILE CALIBRATION IS STOCK AND ACCORDING TO MANUFACTURER'S SPECIFICATION. MAJOR ENGINE FAILURE OR PERFORMANCE LOSS MAY OCCUR IF RECALIBRATION IS DONE ON A MODIFIED UNIT. ①

① Prior to performing this update, make sure to carry out the warranty campaign no. 2002-0003 (*Warranty Campaign Bulletin No. 2002-5*) on involved units.

NOTE: This *Quality Warranty Bulletin* replaces *Quality Warranty Bulletin No. 2002-4* for Summit **800 only**.

PROBLEM

At and above 1200 m (4000 ft), in deep powder snow and heavy load condition, an overly rich condition may develop. Engine performance and RPM may start to drop.

SOLUTION

- A)** Replace main jets.
- B)** Verify and confirm pilot screw adjustment.
- C)** Adjust oil pump.
- D)** Adjust RAVE cap screw.
- E)** Re calibrate MPEM.
- F)** Verify and/or adjust timing.

PARTS REQUIRED

DESCRIPTION	PART NUMBER	QTY
Main Jet (500)	404 108 200	2
Calibration Cartridge	512 059 756 ②	auto-shipped

② This cartridge contains calibration to perform updates of campaigns no. 2002-0010 and no. 2002-0011.

Auto-shipment of cartridge will start February 11, 2002.

Order main jets, as required, through regular channel.

PROCEDURE

A) Replace Main Jets

Remove air intake silencer and intake resonator.
Unscrew carburetor boots from engine side.
Remove carburetors by lifting them upward and backward to release strap from bracket.
Unplug fuel line from carburetors.
Unscrew drain plugs and drain fuel out of carburetors.

WARNING

Fuel is flammable and explosive under certain conditions. Always wipe off any fuel or oil spillage from the vehicle. Ensure work area is well ventilated. Do not smoke or allow open flames or sparks in the vicinity.

Remove 520 N main jets taking care not to lose brass washers.

Install new 500 main jets making sure brass washers remain at their position.

Reinstall all removed parts.

B) Verify and Confirm Pilot Screw Adjustment

Turn pilot screw clockwise (close) completely (do not over tighten) and then, unscrew (open) it 1.5 full turns.

Adjust idle to 1500 ± 200 RPM.


C) Adjust Oil Pump

Prior to adjusting the pump, make sure all carburetor adjustments are completed and engine is stopped.

Stretch the adjusting cable through a maximum force of $32 \text{ N}\cdot\text{m}$ ($7.2 \text{ lbf}\cdot\text{ft}$).


NOTE: It is better to have two persons to check the cable distance.

Check the visible distance of the stretched cable, while one person is stretching it and other checking the distance.



1. Adjusting cable
2. Lock nut
3. Adjusting screw

The visible stretched distance of the cable should be $30.0 \pm 0.3 \text{ mm}$ ($1.181 \pm 0.012 \text{ in}$).



1. Adjustment nut
- A. Visible distance = $30.0 \pm 0.3 \text{ mm}$ ($1.181 \pm 0.012 \text{ in}$)

If the visible distance is less or more than specified above, adjust the cable distance accordingly by tightening or loosening the nut.

D) Adjust RAVE Cap Screw

Unscrew red RAVE screw to be flush with RAVE valve cover.

E) Re Calibrate MPEM

IMPORTANT NOTICE: This *Quality Warranty Bulletin* supersedes *Quality Warranty Bulletin No. 2002-4*, dated November 28, 2001 **as far as the Summit 800 is concerned.**

Should MPEM re calibration of *Quality Warranty Bulletin No. 2002-4* have already been performed, proceed with the herein described MPEM re calibration any ways.

Should MPEM re calibration of *Quality Warranty Bulletin No. 2002-4* have not already been performed, do not consider it and proceed with the herein described MPEM re calibration.

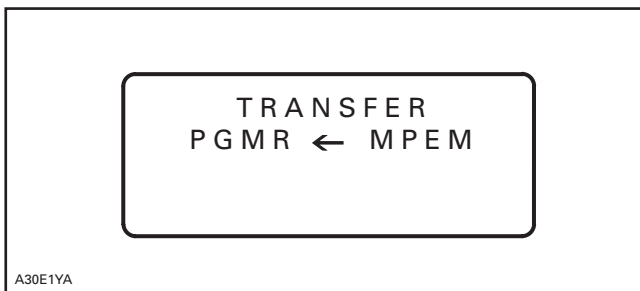
IMPORTANT: Do not re calibrate units used at low altitude since it would be totally useless and vehicle performance would not improve.

This MPEM re calibration procedure must be done using the by-pass wire (P/N 529 035 675) and the programming cartridge (P/N 512 059 756). This procedure changes the DPM compensation curve.

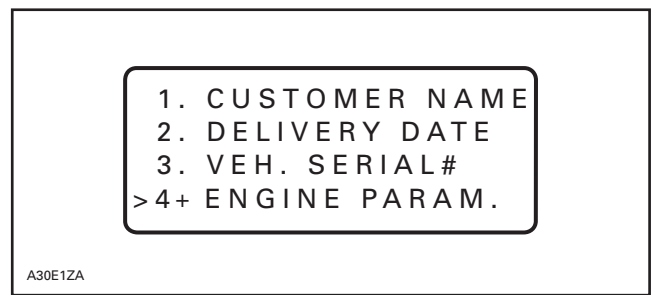


Connect by-pass wire. Turn on programmer then enter password.

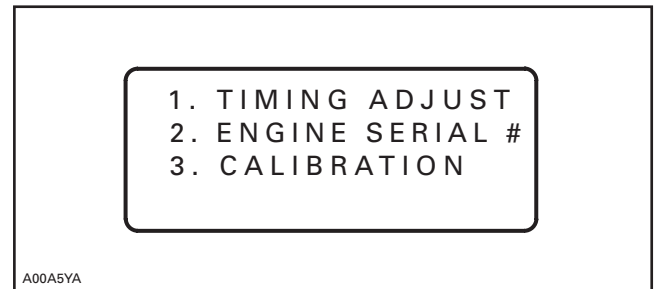
Press 3 for VEHICLE INFO, following screen appears temporarily:



Followed by this screen:

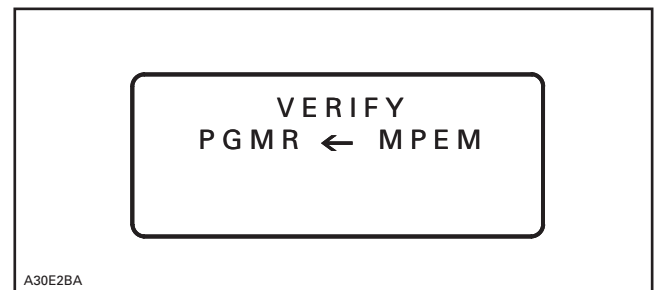


Press 4 for ENGINE PARAMETERS, following screen appears:

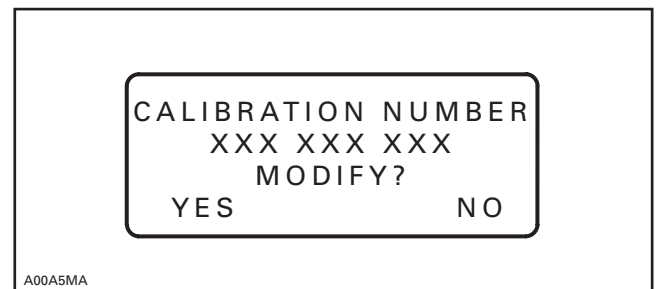


Press 3 for CALIBRATION.

←Trs appears temporarily and then following screen:



And the following screen showing the actual calibration number in the vehicle.



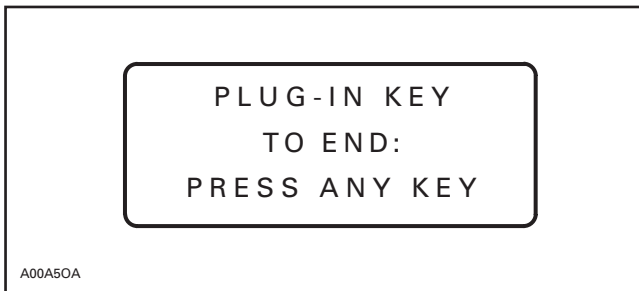
Select YES to MODIFY? and press ENTER; following screen appears:



Enter calibration number: 512 059 734.

IMPORTANT: Be sure to enter the correct number.

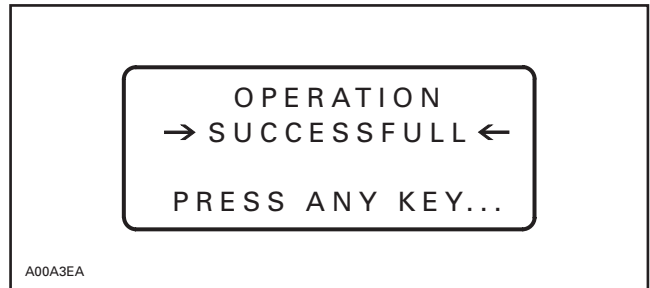
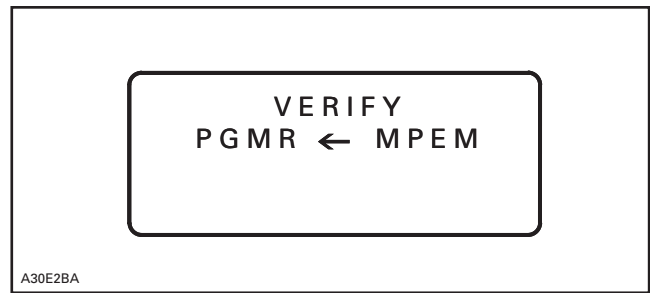
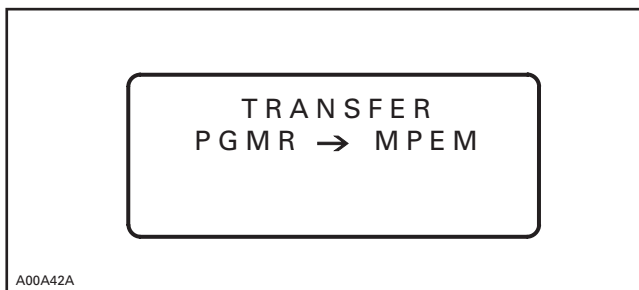
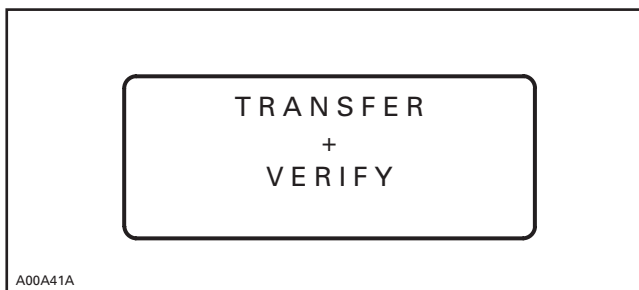
Press ENTER, following screen appears:



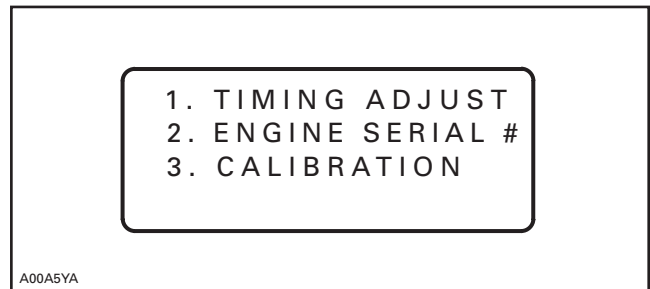
NOTE: If an error occurred during data entry, the procedure will have to be redone completely.

When calibration cartridge is plugged-in, a transfer will occur: ← Trs.

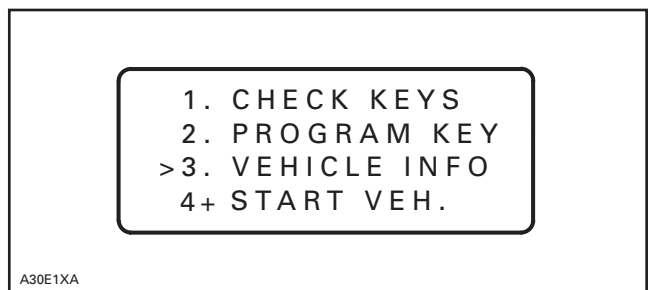
Plug-in calibration cartridge (P/N 512 059 756) onto the programmer post, the following screens will appear temporarily:



Press any key, ← Trs will appear followed by next screen:



Press MENU twice, following screen will appear:



Re calibrating is completed.


F) Verify and/or Adjust Timing

NOTE: Timing specification is 3.51 mm (0.138 in) at 3500 RPM.

The ignition timing can be checked with either the engine hot or cold. Also, the ignition timing is to be checked at 3500 RPM with a timing light.

Scribing a Timing Mark


1. Clean the area around the PTO spark plug, and remove it.
2. Install the TDC gauge in the spark plug hole, (PTO side).



TYPICAL


1. TDC gauge on PTO side

3. Locate the piston TDC position as follows:
 - a. Slowly rotate the drive pulley back and forth across TDC while observing the needle. Note that the needle stops moving only as the piston is changing direction.
 - b. Rotate the dial face so that "0" is in line with the needle when it stops moving.
 - c. Again, slowly rotate the drive pulley back and forth across TDC and adjust the dial face to "0", until the needle always stops exactly at "0" before changing direction.
 - d. "0" now indicates exact TDC.
4. Rotate the drive pulley clockwise until the needle indicates the specified measurement.
5. Twist a wire as shown and use it as a pointer. Install the wire on upper starter bolt (if starter equipped). Do not over tighten starter bolt. Use an M8 x 20 bolt to secure pointer on units without starter.



TYPICAL — WITH ELECTRIC STARTER

1. Pointer




TYPICAL — WITHOUT ELECTRIC STARTER

1. Pointer
2. M8 x 20 bolt

6. Apply a length of approximately 50 mm (2 in) of Liquid Paper† on pulley inner half edge, with pointer tip approximately in the middle. With the TDC gauge indicating specified timing, scribe a mark on drive pulley inner half in line with pointer tip, on the Liquid Paper.

† Liquid Paper is a registered trademark of The Gillette Company.



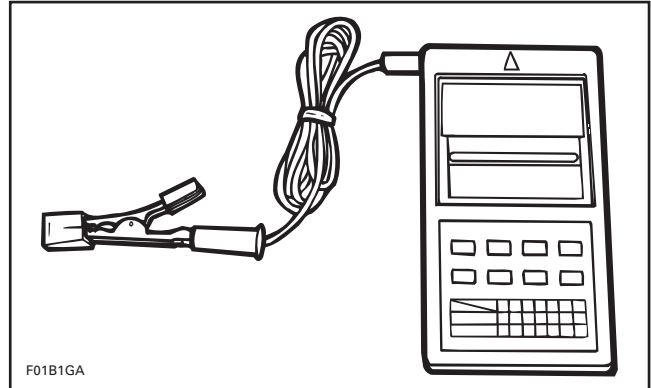
A29E0SA

1

TYPICAL

1. TDC gauge indicating specified timing


Connect a digital induction type tachometer (P/N 529 014 500).



F01B1GA

TACHOMETER (P/N 529 014 500)


2. Start the engine and point timing light on timing mark. Bring engine to 3500 RPM for a brief moment.



A32C5YA

1

1. Timing mark in line with pointer end



A29E0UA

The timing mark must be aligned with pointer end. If such is not the case, note if timing is retarded or advanced.

Checking Ignition Timing


Use timing light (P/N 529 031 900).

To check the ignition timing proceed as follows:

⚠ WARNING


Raise rear of vehicle on a suitable stand, so that track does not contact the ground. Do not allow anyone in front of or behind the vehicle while engine is running. Keep clear of track and do not wear loose clothing which can get caught in moving parts. Apply parking brake to prevent track from turning.

1. Connect the timing light pick-up to a spark plug cable.



A32C5ZA

TIMING RETARDED



A32C60A

TIMING ADVANCED

Changing Timing

Timing can only be changed using the programmer (P/N 529 035 718).

Connect 9-volt adaptor (P/N 529 035 675) to MPEM.

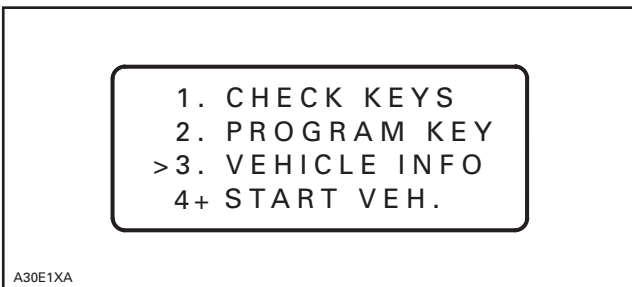


A29E0XA

529 035 675

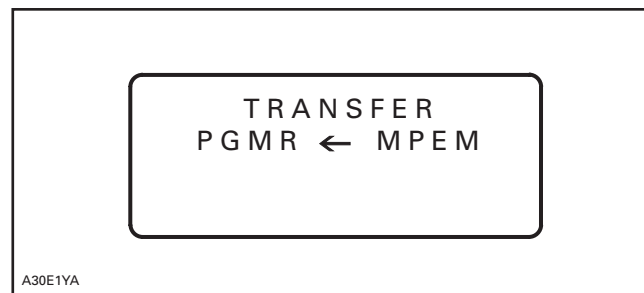
Connect MPEM programmer to DESS post.

Turn on programmer then enter password, MAIN MENU screen appears.



A30E1XA

From main menu select no. 3 VEHICLE INFO, following screen appears.

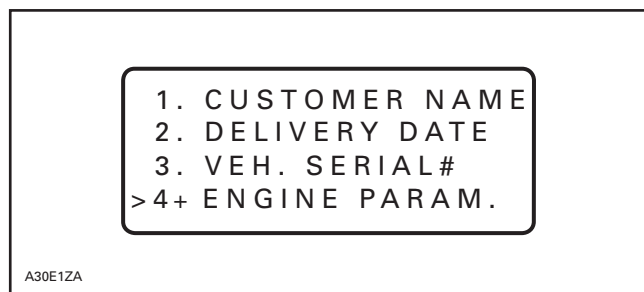


A30E1YA

Vehicle information is transferred from MPEM to programmer.

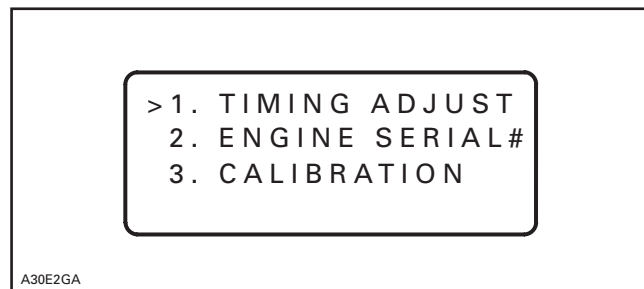
NOTE: In fact the programmer takes a **copy** of all vehicle parameters scribed in MPEM. This copy will be modified within the programmer then transferred to the MPEM.

Then following screen appears.



A30E1ZA

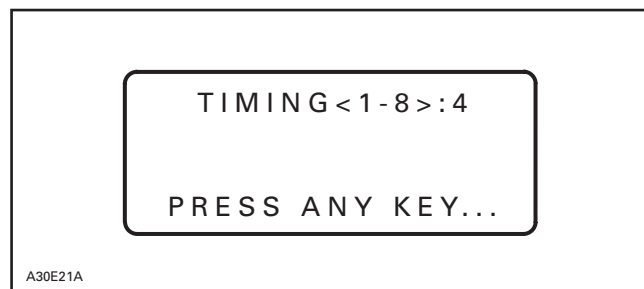
Select no. 4. ENGINE PARAMETER, following screen appears.



A30E2GA

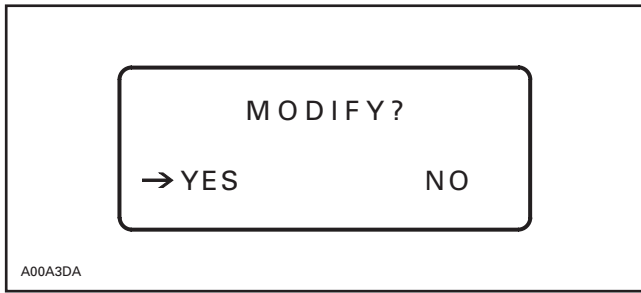
Select no. 1 TIMING ADJUSTMENT.

Now the display shows the engine timing correction factor that is programmed in the MPEM. **In the following example** timing correction factor is no. 4.

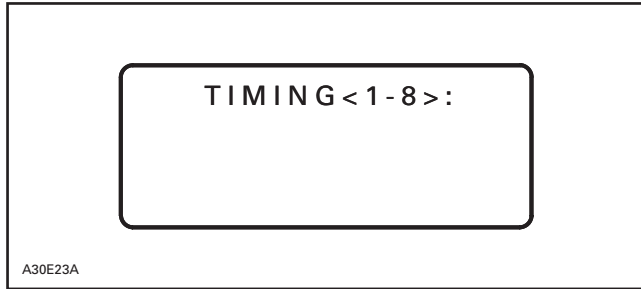


A30E21A

Press any key, following screen appears.



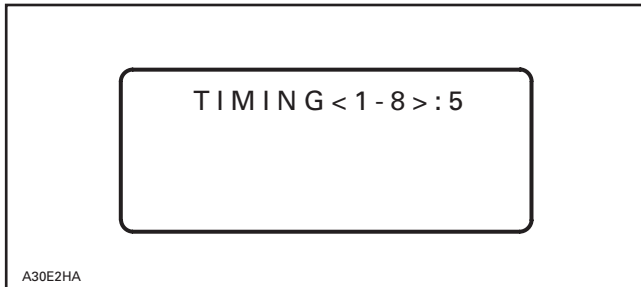
Select YES using the key \leftrightarrow and press ENTER, following screen appears.



Select a timing correction factor corresponding to correction needed.

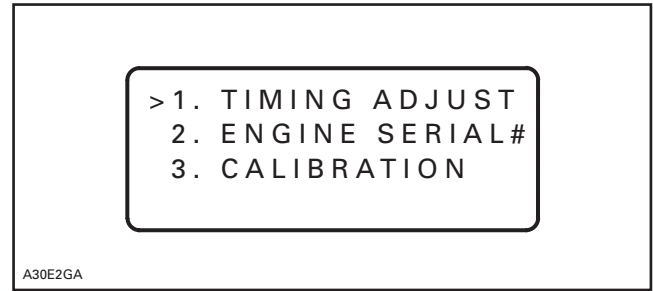
Example: Timing mark as verified with a timing light at 3500 RPM was too early by 2°. The correction factor programmed, in our example, is no. 4.

Select correction factor no. 5. This will retard the timing by 2° because the difference between correction factor no. 4 and no. 5 is - 2° (passing from 1° to - 1°).

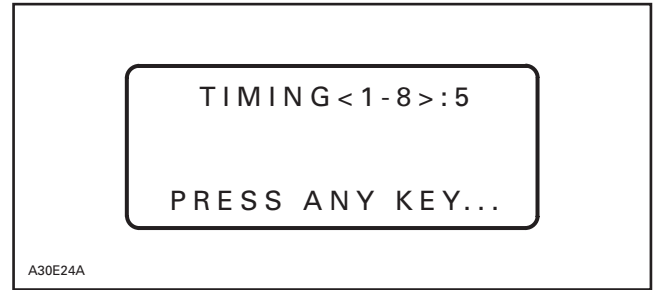


IGNITION CORRECTION FACTOR	
CORRECTION FACTOR PROGRAMMED IN MPEM	IGNITION TIMING CORRECTION
2	3°
3	2°
4	1°
1	0°
5	- 1°
6	- 2°
7	- 3°
8	- 4°

Press ENTER, following screen appears.

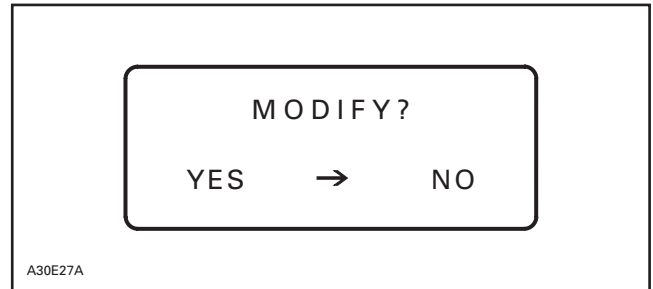


Press ENTER, following screen appears.

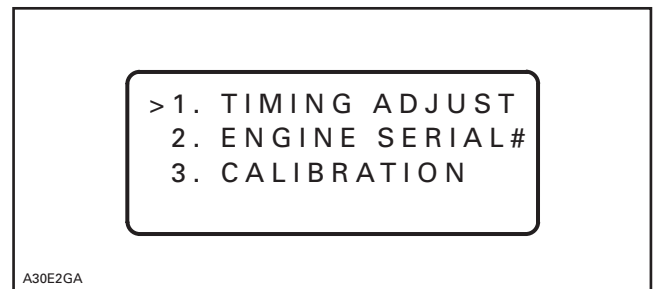


The display confirms that correction factor has been changed to no. 5.

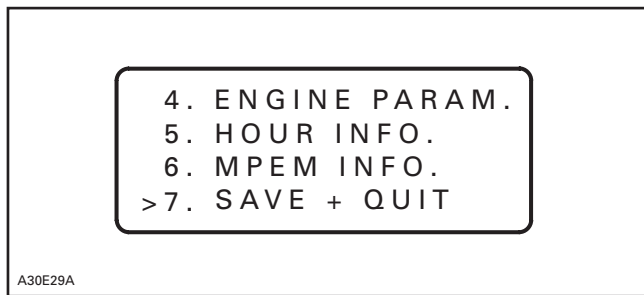
Press any key, following screen appears.



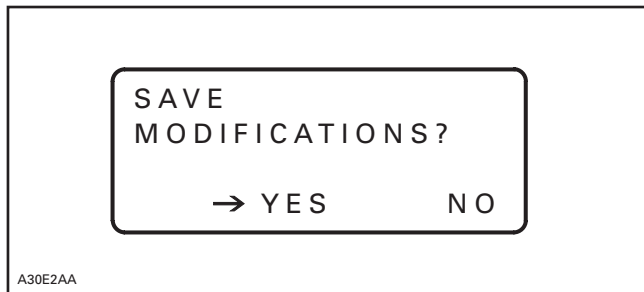
If the new correction factor selected above is not the good one, select YES to choose another correction factor, following screen appears.



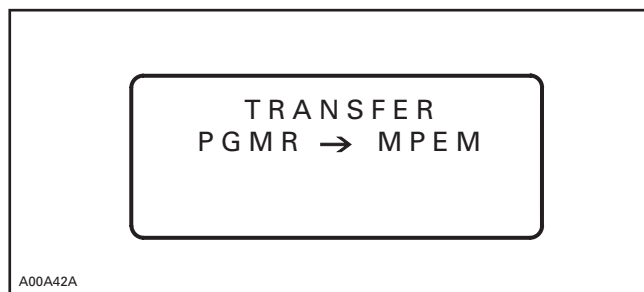
Otherwise select NO and press MENU, following screen appears.



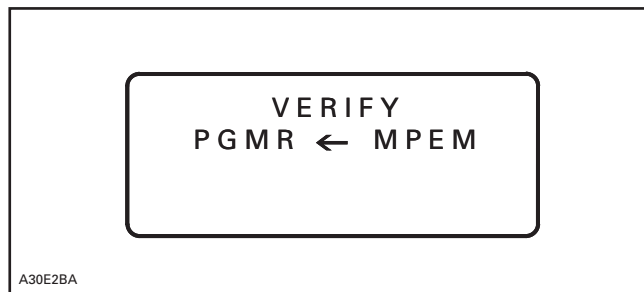
Scroll to no. 7 SAVE AND QUIT, following screen appears.



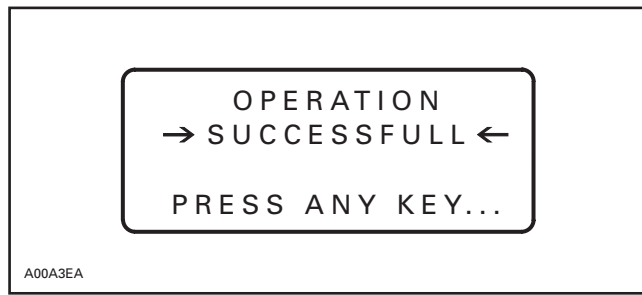
Select YES using the key \leftrightarrow and press ENTER, following screen appears.



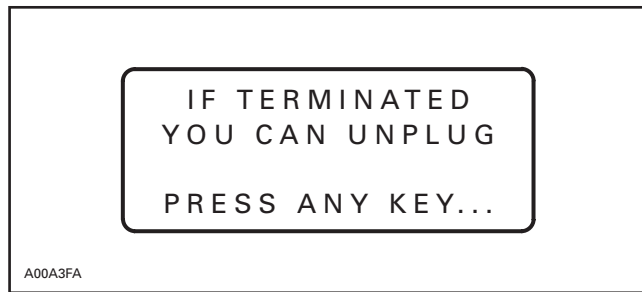
During a very short period of time the following message will appear.



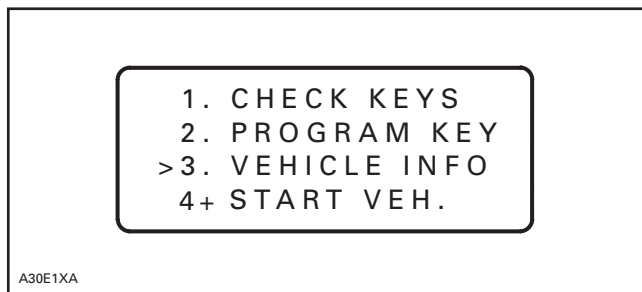
After the programmer has verified, following message will appear.



Press any key.



Press any key.



Unplug 9-volt adaptor.

IMPORTANT NOTICE: When delivering the unit to owner after having performed these modifications, ensure that he/she understands that the performance of the vehicle is highly influenced by the engine RPM.

TRA clutch adjustment needs to be calibrated at the highest altitude range in which unit will be ridden for example, riding between 2500 and 3000 m (8000 and 10000 ft), the clicker will need to be set for 3000 m (10000 ft).

The peak horse power is between 7850 and 7950 RPM. This RPM is measured with a digital tachometer, it is possible to see a 100 - 200 RPM variation with a production tachometer on the low side. Please ensure to adjust engine RPM accordingly.

Failure to be in this RPM range will create a loss of performance. Owner needs to make sure not to let the engine rev over this specified RPM; over-revving may lead to major engine damage.

It is extremely important to understand that loading the engine by adding weight to the TRA pins or turning the TRA adjusters down lower than recommended will all have an effect on the RPM.

The lowering of the engine RPM by as little as 200 RPM from the specified RPM will cause the DPM to go into a richer map and consequently performance will be lost due to an ever enriching carburetor situation.

For basic high altitude setting, refer to *High Altitude/Sea Level Specifications Service Bulletin No. 2002-5*.

WARRANTY

Submit a warranty claim using the following information.

Campaign Number ③	2002-0010
Claim Type	07
Flat Rate Time	0.6 hour
Expiration Date	February 10, 2003

③ This type of campaign **QUALITY** is excluded when calculating the warranty completion rate.

For claiming procedure, refer to the *Dealer/Distributor Warranty Guide*.