

Please route to :

	Init.
<input type="checkbox"/> Service	<input type="checkbox"/>
<input type="checkbox"/> Sales	<input type="checkbox"/>
<input type="checkbox"/> Parts	<input type="checkbox"/>



WARRANTY CAMPAIGN

SNOWMOBILES



CAUTION: All involved customers must be notified, all involved units must be corrected as per instructions herein.

Campaign no.
2001-0002

No. **2001-1**

Date: September 8, 2000

SUBJECT: Drive Pulley Calibration Label

YEAR	MODEL	MODEL NUMBER	SERIAL NUMBER
2001	Summit* 600	1758/1759/1760/1761	All

PROBLEM

Drive pulley calibration label on belt guard gives the wrong information on calibration screws positioning data pertaining to altitude.

SOLUTION

Apply a new label, with corrected drive pulley calibration screws positioning data, **on top of existing label.**

PART REQUIRED

DESCRIPTION	PART NUMBER	QTY
Calibration Label	516 001 202	1

Only one label will be auto shipped to all authorized Ski-Doo* dealers.

Order others through regular channel **as per number of involved units ordered by your dealership.**

PROCEDURE

While performing predelivery inspection procedures on an involved unit, simply **cover existing label** with a corrected label **after having thoroughly cleaned existing label surface from grease, dirt and grime.**

NOTE: Even though information on original label is wrong (pertaining to drive pulley calibration screws positioning data), rest assured that calibration screws positioning has been correctly set on all involved units for an altitude of 2400 m (8000 ft).

CAUTION: It is of the utmost importance to recalibrate clutch as per *Service Bulletin 2001-1 REVISION 1* whenever snowmobile is used at altitudes from 1800 m (6000 ft) and below. **Failure to comply with these requirements may cause serious engine damage.**

WARRANTY

Complete a warranty claim form using the following information.

Campaign Number	2001-0002
Claim Type	07
Flat Rate Time	0.3 hour
Expiration Date	December 31 st 2001

For claiming procedure, refer to the *Dealer Warranty Guide.*

Please route to :

	Init.
<input type="checkbox"/> Service	<input type="checkbox"/>
<input type="checkbox"/> Sales	<input type="checkbox"/>
<input type="checkbox"/> Parts	<input type="checkbox"/>



WARRANTY
CAMPAIGN

SNOWMOBILES



CAUTION: All involved customers must be notified, all involved units must be corrected as per instructions herein.

Campaign no.
2001-0001

No. **2001-2**

Date: September 8, 2000

**SUBJECT: Carburetor Improper
Installation**

YEAR	MODEL	MODEL NUMBER	SERIAL NUMBER
2001	Grand Touring* 600	1794/1795/1796/1797/1798	Refer to attached listing

PROBLEM

On some of the above mentioned snowmobiles, carburetors may not be properly installed into engine sockets.


SOLUTION

Make sure carburetors are properly installed into engine sockets and that air silencer adapters are properly positioned onto carburetors and into air silencer.

PROCEDURE

Lift hood.

As per following photo, make sure maximum clearance between engine sockets and carburetors does not exceed 1.5 mm (1/16 in).



A. Maximum 1.5 mm (1/16 in)

Loosen clamps.

Close up gap and tighten clamps while holding carburetor in place.

Ensure air intake silencer is properly installed.

Loosen clamps.

Close up gap if required and tighten clamps.

Close hood.

WARRANTY

Complete a warranty claim form using the following information.

Campaign Number	2001-0001
Claim Type	07
Expiration Date	December 31 st 2001
Flat Rate Time	0.3 hour

For claiming procedure, refer to the *Dealer Warranty Guide*.

SERIAL NUMBER LISTING OF INVOLVED UNITS

Model 1794

2BPS179401V000003	2BPS179421V000052	2BPS179481V000086	2BPS179441V000134
2BPS179421V000004	2BPS179441V000053	2BPS1794X1V000087	2BPS179461V000135
2BPS179441V000005	2BPS179461V000054	2BPS179411V000088	2BPS179481V000136
2BPS1794X1V000008	2BPS179481V000055	2BPS179431V000089	2BPS1794X1V000137
2BPS179481V000010	2BPS1794X1V000056	2BPS1794X1V000090	2BPS179411V000138
2BPS1794X1V000011	2BPS179411V000057	2BPS179411V000091	2BPS179431V000139
2BPS179411V000012	2BPS179431V000058	2BPS179471V000094	2BPS1794X1V000140
2BPS179431V000013	2BPS179451V000059	2BPS179401V000096	2BPS179411V000141
2BPS179451V000014	2BPS179411V000060	2BPS179421V000097	2BPS179431V000142
2BPS179471V000015	2BPS179431V000061	2BPS179461V000099	2BPS179451V000143
2BPS179491V000016	2BPS179451V000062	2BPS179491V000100	2BPS179471V000144
2BPS179421V000018	2BPS179471V000063	2BPS179421V000102	2BPS179491V000145
2BPS179441V000019	2BPS179491V000064	2BPS179481V000105	2BPS179401V000146
2BPS179441V000022	2BPS179401V000065	2BPS179431V000108	2BPS179441V000148
2BPS179461V000023	2BPS179421V000066	2BPS179451V000109	2BPS179461V000149
2BPS179411V000026	2BPS179441V000067	2BPS179411V000110	2BPS179431V000156
2BPS179431V000027	2BPS179461V000068	2BPS179431V000111	2BPS179491V000159
2BPS179451V000028	2BPS179481V000069	2BPS179471V000113	2BPS179491V000162
2BPS179471V000029	2BPS179441V000070	2BPS179491V000114	2BPS179441V000165
2BPS179431V000030	2BPS179461V000071	2BPS179441V000117	2BPS179461V000166
2BPS179471V000032	2BPS1794X1V000073	2BPS179461V000118	2BPS179491V000176
2BPS179491V000033	2BPS179411V000074	2BPS179481V000119	2BPS179421V000178
2BPS179461V000037	2BPS179431V000075	2BPS179441V000120	2BPS179441V000179
2BPS1794X1V000039	2BPS179451V000076	2BPS179461V000121	2BPS179481V000184
2BPS179461V000040	2BPS179471V000077	2BPS179481V000122	2BPS179431V000187
2BPS179411V000043	2BPS179491V000078	2BPS1794X1V000123	2BPS179451V000188
2BPS179431V000044	2BPS179401V000079	2BPS179411V000124	2BPS179471V000189
2BPS179451V000045	2BPS179471V000080	2BPS179431V000125	2BPS179481V000234
2BPS179471V000046	2BPS179491V000081	2BPS179451V000126	2BPS179411V000253
2BPS179491V000047	2BPS179401V000082	2BPS179491V000128	2BPS179491V000419
2BPS179401V000048	2BPS179421V000083	2BPS179401V000129	2BPS179431V000559
2BPS179421V000049	2BPS179441V000084	2BPS179401V000132	2BPS1794X1V000560
2BPS179491V000050	2BPS179461V000085	2BPS179421V000133	

Model 1795

2BPS179561V000001	2BPS1795X1V000244	2BPS1795X1V000308	2BPS179591V000350
2BPS179581V000002	2BPS179551V000247	2BPS179511V000309	2BPS179501V000351
2BPS1795X1V000003	2BPS179571V000248	2BPS179581V000310	2BPS179521V000352
2BPS179551V000023	2BPS179501V000253	2BPS1795X1V000311	2BPS179541V000353
2BPS179571V000024	2BPS179521V000254	2BPS179511V000312	2BPS179561V000354
2BPS179591V000025	2BPS179581V000257	2BPS179531V000313	2BPS179581V000355
2BPS179501V000026	2BPS1795X1V000258	2BPS179551V000314	2BPS1795X1V000356
2BPS179521V000027	2BPS179511V000259	2BPS179571V000315	2BPS179511V000357
2BPS179541V000028	2BPS179511V000262	2BPS179591V000316	2BPS179531V000358
2BPS179561V000029	2BPS179521V000268	2BPS179501V000317	2BPS179551V000359
2BPS179521V000030	2BPS179541V000269	2BPS179521V000318	2BPS179511V000360
2BPS179531V000070	2BPS179501V000270	2BPS179541V000319	2BPS179531V000361
2BPS179501V000091	2BPS179521V000271	2BPS179501V000320	2BPS179551V000362
2BPS179501V000107	2BPS179511V000276	2BPS179521V000321	2BPS179571V000363
2BPS179521V000139	2BPS179551V000278	2BPS179541V000322	2BPS179591V000364
2BPS179521V000142	2BPS179531V000280	2BPS179561V000323	2BPS179501V000365
2BPS179511V000150	2BPS179551V000281	2BPS179581V000324	2BPS179521V000366
2BPS179581V000162	2BPS179591V000283	2BPS1795X1V000325	2BPS179541V000367
2BPS1795X1V000163	2BPS179501V000284	2BPS179511V000326	2BPS179561V000368
2BPS179531V000165	2BPS179521V000285	2BPS179531V000327	2BPS179581V000369
2BPS179551V000166	2BPS179541V000286	2BPS179551V000328	2BPS179541V000370
2BPS179571V000167	2BPS179561V000287	2BPS179571V000329	2BPS179561V000371
2BPS179501V000169	2BPS179581V000288	2BPS179531V000330	2BPS179581V000372
2BPS179591V000171	2BPS1795X1V000289	2BPS179551V000331	2BPS1795X1V000373
2BPS179521V000173	2BPS179561V000290	2BPS179571V000332	2BPS179511V000374
2BPS179541V000174	2BPS179581V000291	2BPS179591V000333	2BPS179531V000375
2BPS179561V000175	2BPS1795X1V000292	2BPS179501V000334	2BPS179551V000376
2BPS1795X1V000180	2BPS179511V000293	2BPS179521V000335	2BPS179571V000377
2BPS179551V000197	2BPS179531V000294	2BPS179541V000336	2BPS179591V000378
2BPS179511V000200	2BPS179551V000295	2BPS179561V000337	2BPS179501V000379
2BPS179531V000201	2BPS179571V000296	2BPS179581V000338	2BPS179571V000380
2BPS179551V000202	2BPS179591V000297	2BPS1795X1V000339	2BPS179591V000381
2BPS179571V000203	2BPS179501V000298	2BPS179561V000340	2BPS179501V000382
2BPS179591V000204	2BPS179521V000299	2BPS179581V000341	2BPS179521V000383
2BPS179501V000205	2BPS179551V000300	2BPS1795X1V000342	2BPS179541V000384
2BPS179521V000206	2BPS179571V000301	2BPS179511V000343	2BPS179561V000385
2BPS179551V000216	2BPS179591V000302	2BPS179531V000344	2BPS179581V000386
2BPS179561V000225	2BPS179501V000303	2BPS179551V000345	2BPS1795X1V000387
2BPS179551V000233	2BPS179521V000304	2BPS179571V000346	2BPS179511V000388
2BPS179561V000239	2BPS179541V000305	2BPS179591V000347	2BPS179531V000389
2BPS179561V000242	2BPS179561V000306	2BPS179501V000348	2BPS1795X1V000390
2BPS179581V000243	2BPS179581V000307	2BPS179521V000349	2BPS179511V000391

Model 1795

2BPS179531V000392	2BPS179521V000416	2BPS179531V000439	2BPS179591V000462
2BPS179551V000393	2BPS179541V000417	2BPS1795X1V000440	2BPS179501V000463
2BPS179571V000394	2BPS179561V000418	2BPS179511V000441	2BPS179521V000464
2BPS179591V000395	2BPS179581V000419	2BPS179531V000442	2BPS179541V000465
2BPS179501V000396	2BPS179541V000420	2BPS179551V000443	2BPS179561V000466
2BPS179521V000397	2BPS179561V000421	2BPS179571V000444	2BPS179581V000467
2BPS179541V000398	2BPS179581V000422	2BPS179591V000445	2BPS1795X1V000468
2BPS179561V000399	2BPS1795X1V000423	2BPS179501V000446	2BPS179511V000469
2BPS179591V000400	2BPS179511V000424	2BPS179521V000447	2BPS179581V000470
2BPS179501V000401	2BPS179531V000425	2BPS179541V000448	2BPS1795X1V000471
2BPS179521V000402	2BPS179551V000426	2BPS179561V000449	2BPS179511V000472
2BPS179541V000403	2BPS179571V000427	2BPS179521V000450	2BPS179551V000474
2BPS179561V000404	2BPS179591V000428	2BPS179541V000451	2BPS179571V000475
2BPS179581V000405	2BPS179501V000429	2BPS179561V000452	2BPS179591V000476
2BPS1795X1V000406	2BPS179571V000430	2BPS179581V000453	2BPS179501V000477
2BPS179511V000407	2BPS179591V000431	2BPS1795X1V000454	2BPS179521V000478
2BPS179531V000408	2BPS179501V000432	2BPS179511V000455	2BPS179541V000479
2BPS179551V000409	2BPS179521V000433	2BPS179531V000456	2BPS179501V000480
2BPS179511V000410	2BPS179541V000434	2BPS179551V000457	2BPS179521V000481
2BPS179551V000412	2BPS179561V000435	2BPS179571V000458	2BPS179541V000482
2BPS179571V000413	2BPS179581V000436	2BPS179591V000459	2BPS179561V000483
2BPS179591V000414	2BPS1795X1V000437	2BPS179551V000460	2BPS179581V000484
2BPS179501V000415	2BPS179511V000438	2BPS179571V000461	2BPS1795X1V000485

Model 1796

2BPS179651V000001	2BPS179601V000018	2BPS179601V000035	2BPS179601V000052
2BPS179671V000002	2BPS179621V000019	2BPS179621V000036	2BPS179621V000053
2BPS179691V000003	2BPS179691V000020	2BPS179641V000037	2BPS179641V000054
2BPS179601V000004	2BPS179601V000021	2BPS179661V000038	2BPS179661V000055
2BPS179621V000005	2BPS179621V000022	2BPS179681V000039	2BPS179681V000056
2BPS179641V000006	2BPS179641V000023	2BPS179641V000040	2BPS1796X1V000057
2BPS179661V000007	2BPS179661V000024	2BPS179661V000041	2BPS179611V000058
2BPS179681V000008	2BPS179681V000025	2BPS179681V000042	2BPS179631V000059
2BPS1796X1V000009	2BPS1796X1V000026	2BPS1796X1V000043	2BPS1796X1V000060
2BPS179661V000010	2BPS179611V000027	2BPS179611V000044	2BPS179611V000061
2BPS179681V000011	2BPS179631V000028	2BPS179631V000045	2BPS179631V000062
2BPS1796X1V000012	2BPS179651V000029	2BPS179651V000046	2BPS179651V000063
2BPS179611V000013	2BPS179611V000030	2BPS179671V000047	2BPS179671V000064
2BPS179631V000014	2BPS179631V000031	2BPS179691V000048	2BPS179691V000065
2BPS179651V000015	2BPS179651V000032	2BPS179601V000049	2BPS179601V000066
2BPS179671V000016	2BPS179671V000033	2BPS179671V000050	2BPS179621V000067
2BPS179691V000017	2BPS179691V000034	2BPS179691V000051	2BPS179641V000068

Model 1796

2BPS179661V000069	2BPS179611V000111	2BPS179661V000153	2BPS179601V000195
2BPS179621V000070	2BPS179631V000112	2BPS179681V000154	2BPS179621V000196
2BPS179641V000071	2BPS179651V000113	2BPS1796X1V000155	2BPS179641V000197
2BPS179661V000072	2BPS179671V000114	2BPS179611V000156	2BPS179661V000198
2BPS179681V000073	2BPS179691V000115	2BPS179631V000157	2BPS179681V000199
2BPS1796X1V000074	2BPS179601V000116	2BPS179651V000158	2BPS179601V000200
2BPS179611V000075	2BPS179621V000117	2BPS179671V000159	2BPS179621V000201
2BPS179631V000076	2BPS179641V000118	2BPS179631V000160	2BPS179641V000202
2BPS179651V000077	2BPS179661V000119	2BPS179651V000161	2BPS179661V000203
2BPS179671V000078	2BPS179621V000120	2BPS179671V000162	2BPS179681V000204
2BPS179691V000079	2BPS179641V000121	2BPS179691V000163	2BPS1796X1V000205
2BPS179651V000080	2BPS179661V000122	2BPS179601V000164	2BPS179611V000206
2BPS179671V000081	2BPS179681V000123	2BPS179621V000165	2BPS179631V000207
2BPS179691V000082	2BPS1796X1V000124	2BPS179641V000166	2BPS179651V000208
2BPS179601V000083	2BPS179611V000125	2BPS179661V000167	2BPS179671V000209
2BPS179621V000084	2BPS179631V000126	2BPS179681V000168	2BPS179631V000210
2BPS179641V000085	2BPS179651V000127	2BPS1796X1V000169	2BPS179651V000211
2BPS179661V000086	2BPS179671V000128	2BPS179661V000170	2BPS179671V000212
2BPS179681V000087	2BPS179691V000129	2BPS179681V000171	2BPS179691V000213
2BPS1796X1V000088	2BPS179651V000130	2BPS1796X1V000172	2BPS179601V000214
2BPS179611V000089	2BPS179671V000131	2BPS179611V000173	2BPS179621V000215
2BPS179681V000090	2BPS179691V000132	2BPS179631V000174	2BPS179641V000216
2BPS1796X1V000091	2BPS179601V000133	2BPS179651V000175	2BPS179661V000217
2BPS179611V000092	2BPS179621V000134	2BPS179671V000176	2BPS179681V000218
2BPS179631V000093	2BPS179641V000135	2BPS179691V000177	2BPS1796X1V000219
2BPS179651V000094	2BPS179661V000136	2BPS179601V000178	2BPS179661V000220
2BPS179671V000095	2BPS179681V000137	2BPS179621V000179	2BPS179681V000221
2BPS179691V000096	2BPS1796X1V000138	2BPS179691V000180	2BPS1796X1V000222
2BPS179601V000097	2BPS179611V000139	2BPS179601V000181	2BPS179611V000223
2BPS179621V000098	2BPS179681V000140	2BPS179621V000182	2BPS179631V000224
2BPS179641V000099	2BPS1796X1V000141	2BPS179641V000183	2BPS179651V000225
2BPS179671V000100	2BPS179611V000142	2BPS179661V000184	2BPS179671V000226
2BPS179691V000101	2BPS179631V000143	2BPS179681V000185	2BPS179691V000227
2BPS179601V000102	2BPS179651V000144	2BPS1796X1V000186	2BPS179601V000228
2BPS179621V000103	2BPS179671V000145	2BPS179611V000187	2BPS179621V000229
2BPS179641V000104	2BPS179691V000146	2BPS179631V000188	2BPS179691V000230
2BPS179661V000105	2BPS179601V000147	2BPS179651V000189	2BPS179601V000231
2BPS179681V000106	2BPS179621V000148	2BPS179611V000190	2BPS179621V000232
2BPS1796X1V000107	2BPS179641V000149	2BPS179631V000191	2BPS179641V000233
2BPS179611V000108	2BPS179601V000150	2BPS179651V000192	2BPS179661V000234
2BPS179631V000109	2BPS179621V000151	2BPS179671V000193	2BPS179681V000235
2BPS1796X1V000110	2BPS179641V000152	2BPS179691V000194	2BPS1796X1V000236

Model 1796

2BPS179611V000237	2BPS179661V000279	2BPS179611V000321	2BPS1796X1V000365
2BPS179631V000238	2BPS179621V000280	2BPS179631V000322	2BPS179611V000366
2BPS179651V000239	2BPS179641V000281	2BPS179651V000323	2BPS179631V000367
2BPS179611V000240	2BPS179661V000282	2BPS179671V000324	2BPS179651V000368
2BPS179631V000241	2BPS179681V000283	2BPS179691V000325	2BPS179671V000369
2BPS179651V000242	2BPS1796X1V000284	2BPS179601V000326	2BPS179631V000370
2BPS179671V000243	2BPS179611V000285	2BPS179621V000327	2BPS179651V000371
2BPS179691V000244	2BPS179631V000286	2BPS179641V000328	2BPS179671V000372
2BPS179601V000245	2BPS179651V000287	2BPS179661V000329	2BPS179601V000374
2BPS179621V000246	2BPS179671V000288	2BPS179621V000330	2BPS179621V000375
2BPS179641V000247	2BPS179691V000289	2BPS179641V000331	2BPS179641V000376
2BPS179661V000248	2BPS179651V000290	2BPS179661V000332	2BPS179661V000377
2BPS179681V000249	2BPS179671V000291	2BPS179681V000333	2BPS179681V000378
2BPS179641V000250	2BPS179691V000292	2BPS1796X1V000334	2BPS1796X1V000379
2BPS179661V000251	2BPS179601V000293	2BPS179611V000335	2BPS179661V000380
2BPS179681V000252	2BPS179621V000294	2BPS179631V000336	2BPS179681V000381
2BPS1796X1V000253	2BPS179641V000295	2BPS179651V000337	2BPS1796X1V000382
2BPS179611V000254	2BPS179661V000296	2BPS179671V000338	2BPS179611V000383
2BPS179631V000255	2BPS179681V000297	2BPS179691V000339	2BPS179631V000384
2BPS179651V000256	2BPS1796X1V000298	2BPS179651V000340	2BPS179651V000385
2BPS179671V000257	2BPS179611V000299	2BPS179671V000341	2BPS179671V000386
2BPS179691V000258	2BPS179641V000300	2BPS179691V000342	2BPS179691V000387
2BPS179601V000259	2BPS179661V000301	2BPS179601V000343	2BPS179601V000388
2BPS179671V000260	2BPS179681V000302	2BPS179621V000344	2BPS179621V000389
2BPS179691V000261	2BPS1796X1V000303	2BPS179641V000345	2BPS179691V000390
2BPS179601V000262	2BPS179611V000304	2BPS179661V000346	2BPS179601V000391
2BPS179621V000263	2BPS179631V000305	2BPS179681V000347	2BPS179621V000392
2BPS179641V000264	2BPS179651V000306	2BPS1796X1V000348	2BPS179641V000393
2BPS179661V000265	2BPS179671V000307	2BPS179611V000349	2BPS179661V000394
2BPS179681V000266	2BPS179691V000308	2BPS179681V000350	2BPS179681V000395
2BPS1796X1V000267	2BPS179601V000309	2BPS1796X1V000351	2BPS1796X1V000396
2BPS179611V000268	2BPS179671V000310	2BPS179611V000352	2BPS179611V000397
2BPS179631V000269	2BPS179691V000311	2BPS179631V000353	2BPS179651V000399
2BPS1796X1V000270	2BPS179601V000312	2BPS179651V000354	2BPS179681V000400
2BPS179611V000271	2BPS179621V000313	2BPS179671V000355	2BPS1796X1V000401
2BPS179631V000272	2BPS179641V000314	2BPS179691V000356	2BPS179611V000402
2BPS179651V000273	2BPS179661V000315	2BPS179621V000358	2BPS179631V000403
2BPS179671V000274	2BPS179681V000316	2BPS179641V000359	2BPS179651V000404
2BPS179691V000275	2BPS1796X1V000317	2BPS179601V000360	2BPS179671V000405
2BPS179601V000276	2BPS179611V000318	2BPS179621V000361	2BPS179691V000406
2BPS179621V000277	2BPS179631V000319	2BPS179641V000362	2BPS179601V000407
2BPS179641V000278	2BPS1796X1V000320	2BPS179681V000364	2BPS179621V000408

Model 1796

2BPS179641V000409	2BPS179641V000412	2BPS1796X1V000415	2BPS179651V000418
2BPS179601V000410	2BPS179661V000413	2BPS179611V000416	2BPS179671V000419
2BPS179621V000411	2BPS179681V000414	2BPS179631V000417	2BPS179631V000420

Model 1797

2BPS179711V000005	2BPS179701V000044	2BPS179771V000073	2BPS179781V000101
2BPS179731V000006	2BPS179721V000045	2BPS179791V000074	2BPS1797X1V000102
2BPS179791V000009	2BPS179741V000046	2BPS179701V000075	2BPS179711V000103
2BPS179771V000011	2BPS179781V000048	2BPS179721V000076	2BPS179771V000106
2BPS179791V000012	2BPS179761V000050	2BPS179741V000077	2BPS179791V000107
2BPS179741V000015	2BPS179781V000051	2BPS179761V000078	2BPS179701V000108
2BPS1797X1V000018	2BPS1797X1V000052	2BPS179781V000079	2BPS179701V000111
2BPS179711V000019	2BPS179711V000053	2BPS179741V000080	2BPS179761V000114
2BPS179781V000020	2BPS179731V000054	2BPS179761V000081	2BPS1797X1V000116
2BPS1797X1V000021	2BPS179751V000055	2BPS179781V000082	2BPS179711V000117
2BPS179711V000022	2BPS179771V000056	2BPS1797X1V000083	2BPS179731V000118
2BPS179731V000023	2BPS179791V000057	2BPS179711V000084	2BPS179751V000119
2BPS179751V000024	2BPS179701V000058	2BPS179731V000085	2BPS179781V000132
2BPS179771V000025	2BPS179721V000059	2BPS179751V000086	2BPS1797X1V000133
2BPS179701V000027	2BPS179791V000060	2BPS179701V000089	2BPS179711V000134
2BPS179741V000032	2BPS179701V000061	2BPS179771V000090	2BPS179731V000135
2BPS179761V000033	2BPS179721V000062	2BPS179791V000091	2BPS179751V000136
2BPS179781V000034	2BPS179741V000063	2BPS179701V000092	2BPS179771V000140
2BPS179711V000036	2BPS179761V000064	2BPS179721V000093	2BPS179791V000141
2BPS179731V000037	2BPS1797X1V000066	2BPS179741V000094	2BPS179701V000142
2BPS179751V000038	2BPS179711V000067	2BPS179761V000095	2BPS179781V000146
2BPS179771V000039	2BPS179751V000069	2BPS179781V000096	2BPS179731V000278
2BPS179731V000040	2BPS179711V000070	2BPS1797X1V000097	
2BPS179751V000041	2BPS179731V000071	2BPS179731V000099	
2BPS179791V000043	2BPS179751V000072	2BPS179761V000100	

Model 1798

2BPS179831V000001	2BPS179831V000063	2BPS179801V000103	2BPS179881V000138
2BPS179851V000002	2BPS179851V000064	2BPS179821V000104	2BPS179811V000143
2BPS179841V000007	2BPS179891V000066	2BPS179841V000105	2BPS179831V000144
2BPS1798X1V000013	2BPS179801V000067	2BPS179861V000106	2BPS179851V000145
2BPS179871V000017	2BPS179821V000068	2BPS179881V000107	2BPS179871V000146
2BPS179871V000020	2BPS179801V000070	2BPS1798X1V000108	2BPS179801V000151
2BPS179821V000023	2BPS179841V000072	2BPS179811V000109	2BPS179861V000154
2BPS179881V000026	2BPS1798X1V000075	2BPS1798X1V000111	2BPS179881V000155
2BPS1798X1V000027	2BPS179831V000077	2BPS179831V000113	2BPS179871V000163
2BPS179811V000028	2BPS179851V000078	2BPS179851V000114	2BPS179821V000166
2BPS179831V000029	2BPS179871V000079	2BPS179871V000115	2BPS179841V000167
2BPS1798X1V000030	2BPS179831V000080	2BPS179891V000116	2BPS179861V000168
2BPS179851V000033	2BPS179851V000081	2BPS179821V000118	2BPS179881V000169
2BPS179891V000035	2BPS179871V000082	2BPS179841V000119	2BPS179841V000170
2BPS179801V000036	2BPS179891V000083	2BPS179801V000120	2BPS179861V000171
2BPS179861V000039	2BPS179841V000086	2BPS179821V000121	2BPS1798X1V000173
2BPS179841V000041	2BPS179861V000087	2BPS179841V000122	2BPS179811V000174
2BPS179881V000043	2BPS179881V000088	2BPS179861V000123	2BPS179831V000175
2BPS1798X1V000044	2BPS1798X1V000089	2BPS179881V000124	2BPS179851V000176
2BPS179811V000045	2BPS179861V000090	2BPS1798X1V000125	2BPS179871V000177
2BPS179851V000047	2BPS1798X1V000092	2BPS179811V000126	2BPS179891V000178
2BPS179871V000048	2BPS179811V000093	2BPS179831V000127	2BPS179801V000179
2BPS179891V000049	2BPS179851V000095	2BPS179851V000128	2BPS179891V000181
2BPS179851V000050	2BPS179871V000096	2BPS179871V000129	2BPS179841V000184
2BPS179801V000053	2BPS179891V000097	2BPS179831V000130	2BPS179861V000199
2BPS179821V000054	2BPS179801V000098	2BPS179851V000131	2BPS179801V000215
2BPS179861V000056	2BPS179821V000099	2BPS179871V000132	2BPS179841V000217
2BPS1798X1V000058	2BPS179851V000100	2BPS179801V000134	2BPS179861V000235
2BPS179811V000059	2BPS179871V000101	2BPS179841V000136	2BPS179881V000236
2BPS1798X1V000061	2BPS179891V000102	2BPS179861V000137	

Please route to :

	Init.
<input type="checkbox"/> Service	<input type="checkbox"/>
<input type="checkbox"/> Sales	<input type="checkbox"/>
<input type="checkbox"/> Parts	<input type="checkbox"/>



QUALITY

SNOWMOBILES



NOTE: Repair only if described symptoms exist or are noticed.

No. **2001-4**

Date: October 20, 2000

SUBJECT: Warranty Validation Requirements

YEAR	MODEL	MODEL NUMBER	SERIAL NUMBER
2001	MX* Zx 440 LC	1715/1716	All

PROBLEM

Limited warranty coverage cannot be validated on above mentioned units with factory installed high compression inserts.

SOLUTION

Change those high compression inserts for standard compression inserts.

IMPORTANT: A hang tag is now being attached to all involved units not yet delivered to dealers stating the importance of inserts change in order to validate the limited warranty coverage.

PARTS REQUIRED

DESCRIPTION	PART NUMBER	QTY
Standard Compression Insert	420 923 870	2
Main Jet (320)	404 101 300	2

Order parts through regular channel.

PROCEDURE

NOTE: Installation of these inserts validates the limited warranty coverage.

CAUTION: It is of the utmost importance to proceed with the following setting and/or replacement if standard inserts are installed:

- Main jets have to be changed from 350 PTO side and 340 MAG side to 320 on both sides.
- Calibration screws on TRA pulley must be set to position no. 5 (instead of position 4).

Disassembly

Cylinder

Remove spark plugs, coolant outlet. Unscrew cylinder head cover then cylinder head.


Assembly

Cylinder Head Cover, Cylinder Head and Cylinder

Check flatness of part sealing surfaces.

Refer to LEAK TEST AND ENGINE DIMENSION MEASUREMENT of *Ski-Doo Shop Manual* and look for **Checking Surface Flatness**.

At assembly, torque cylinder head screws to 29 N•m (21 lbf•ft) in the following illustrated sequence.



Install socket outlet and tighten screws to 12 N•m (106 lbf•in). Note position of longer screw.

WARRANTY

Complete a **written** warranty claim form (P/N 484 070 600) using the following information.

Claim Type	03
Flat Rate Time	0.9 hour
Job Code	0113

Do not claim through BOSS Web since units are coded without warranty.

For claiming procedure, refer to the *Dealer Warranty Guide*.

Inserts change must be performed prior to retail delivery of snowmobile or prior to registering unit as a demonstrator.

IMPORTANT: Warranty validation is therefore conditional to our receiving the high compression inserts **in their original brand new condition**, at our Warranty Parts Return Center.

NOTE: Do not delay parts shipment; this would delay limited warranty coverage.

Canadian Dealers, return to:

Bombardier Inc.,
Recreational Products,
Warranty Parts Inspection Center,
565 de la Montagne,
Valcourt (Québec)
J0E 2L0

U.S.A. Dealers, return to:

Bombardier Motor Corporation of America,
c/o Warranty Department,
P.O. Box 8006,
7575 Bombardier Court,
Wausau, WI
54402-8006

SAFETY RECALL NOTICE



BOMBARDIER *RECREATIONAL PRODUCTS*

Bombardier Inc.

565 de la Montagne
Valcourt, Québec, Canada J0E 2L0
Telephone 1(450) 532-2211
Fax 1(450) 532-5032
<http://www.recreation.bombardier.com>

Date: September 20, 2000

Dear Dealer/Distributor:

Certified Mail

This Safety Alert/Recall/Campaign is being conducted in cooperation with the U.S. Consumer Product Safety Commission, Washington, DC, who will monitor its effectiveness.

What is the reason for this notice?

Bombardier Inc., Recreational Products, is conducting a voluntary safety recall of certain 2001 Formula* Deluxe 600 snowmobiles (models 1773, 1774 and 1776), Grand Touring* 700 snowmobiles (models 1789, 1790 and 1792) and Grand Touring* 600 snowmobiles (models 1794, 1795, 1796, 1797 and 1798) for which the serial numbers are listed in Schedule "A" attached hereto (hereinafter the "Listed Snowmobiles").

What is the problem?

A defect may exist on the Listed Snowmobiles. The carburetor throttle slide may stick open during operation. If this occurs, it could lead to loss of speed control and possible collision with bystanders, a fixed object or another vehicle.

What will Bombardier do?

As a result, Bombardier will send the attached Safety Recall letter to all known registered owners of the Listed Snowmobiles. This letter urges that the owners contact their authorized Bombardier Ski-Doo* dealer in order to have their vehicle repaired.

What should you do?

1. Do not sell/deliver or use any of the Listed Snowmobiles you have in stock until you have replaced the carburetor assembly.
2. Follow the step by step procedures for replacing the carburetor assembly. *Safety Campaign Bulletin No. 2001-3*, provides instructions (see attachment).
3. In addition, we strongly urge that you personally contact any owner to whom you have sold a Listed Snowmobile and request that he/she immediately ceases further use of the vehicle and brings it to your dealership for carburetor assembly replacement. Free of Charge.

If you have questions.

If you have questions about this notice, please call 1-800-366-6992 (USA) or 1-800-361-9980 (Canada).

We apologize for any inconvenience this may cause you and wish to thank you for your immediate attention to this matter.

Sincerely,

René Quenneville
After Sales Service Department
Bombardier Recreational Products

Please route to :

	Init.
<input type="checkbox"/> Service	<input type="checkbox"/>
<input type="checkbox"/> Sales	<input type="checkbox"/>
<input type="checkbox"/> Parts	<input type="checkbox"/>



**SAFETY
CAMPAIGN**

SNOWMOBILES



⚠ WARNING: All involved customers must be notified, all involved units must be corrected as per instructions herein.

Campaign no.
2001-0003

No. **2001-3**

Date: September 20, 2000

**SUBJECT: Carburetor Throttle Slide
Sticking Open**

YEAR	MODEL	MODEL NUMBER	SERIAL NUMBER
2001	Formula* Deluxe 600	1773/1774/1776	Refer to attached listing for Listed Snowmobiles Schedule "A"
	Grand Touring* 700	1789/1790/1792	
	Grand Touring* 600	1794/1795/1796/1797/1798	

IMPORTANT: Do not operate Listed Snowmobiles until this procedure is performed.

PROBLEM

A defect may exist on the Listed Snowmobiles. The carburetor throttle slide may stick open during operation. If this occurs, it could lead to loss of speed control and possible collision with bystanders, a fixed object or another vehicle.

SOLUTION

Replace carburetor assembly.

IMPORTANT: All Listed Snowmobiles must have their carburetor assembly replaced.

NOTE: All units invoiced after September 18, 2000 have been corrected.

PARTS REQUIRED

DESCRIPTION	PART NUMBER	QTY	MODEL
Carburetor assembly	403 138 670	1	600
Carburetor assembly	403 138 671	1	700
Clamp	293 650 038①	2	All

①When ordering this part number, dealer receives a package of 5 clamps.

IMPORTANT: Dealers should get their order in as soon as possible as per number of Listed Snowmobiles shipped to their dealership.


Note that new carburetor assembly is identified by a small punched mark directly after the word "Heated".

PROCEDURE

NOTE: Only the following models are equipped with the DPM system (1789/1790/1792).

Lift hood.

Disconnect temperature sensor at air box.



VIEW FROM INSIDE (AIR BOX REMOVED)


1. Temperature sensor

Disconnect DPM air vent hose at air box.

Remove DPM supports and DPM manifold assembly.


Loosen clamps retaining air intake adapter to carburetor assembly and remove air box.

Close valve at heated carburetor antifreeze inlet line.



1. Close this valve
2. Inlet line

Pinch heated carburetor antifreeze outlet line.



1. Pincher
2. Outlet line

Remove and discard both inlet and outlet lines lower retaining clamp.

Disconnect both lines from carburetor assembly taking care to recuperate antifreeze.

Disconnect throttle and choke cables.

Loosen clamps retaining carburetor assembly to engine sockets.

Remove carburetor assembly, pinch and disconnect gas line, taking care to recuperate gas.


IMPORTANT: Securing strap between 2 carburetors has to be gently slid out to avoid breakage.

WARNING

Fuel is flammable and explosive under certain conditions. Always wipe off any fuel or oil spillage from the vehicle. Ensure work area is well ventilated. Do not smoke or allow open flames or sparks in the vicinity.


Transfer hoses from old carburetor assembly to new one.

Transfer securing strap from old carburetor assembly to new one.



1. Securing strap

On non DPM equipped units transfer plugs from old carburetor assembly to new one.



1. These nipples must be plugged up on NON DPM units


Install new carburetor assembly making sure to align securing strap in its bracket.

Make sure new carburetor assembly is properly inserted into engine sockets, hold it in place and tighten retaining clamps.

Secure heated carburetor inlet and outlet lines with new clamps (P/N 293 650 038), tighten to 1-1.6 N•m (9-14 lbf•in) and remove pincher on outlet line.

Connect all hoses to new carburetor assembly and to DPM, making sure there is no kinked hoses after reconnection.

NOTE: Left side DPM hose must be routed under heated carburetor antifreeze inlet hose.



1. Left side DPM hose
2. Heated carburetor antifreeze inlet hose

Throttle Cable Adjustment

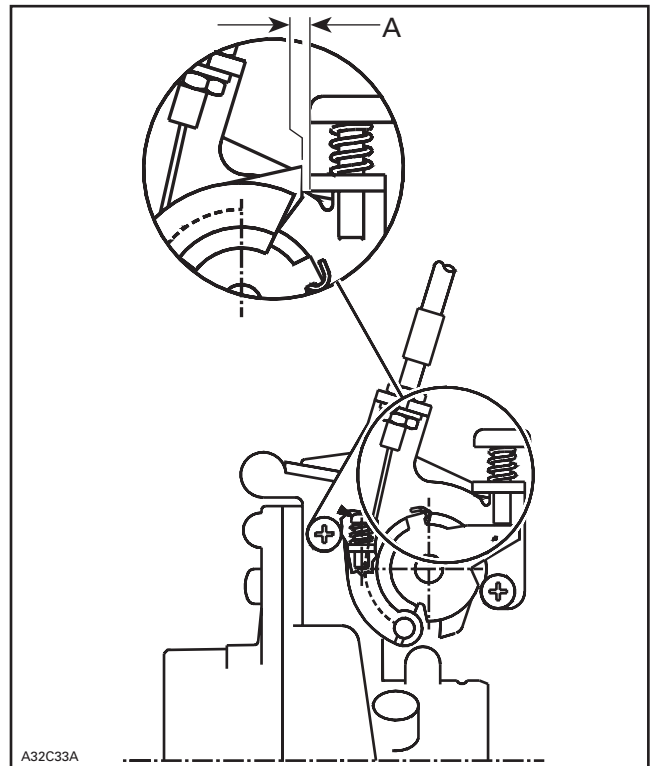
Adjust throttle cable as per following procedure:

Connect T-end fitting of throttle cable on carburetor cam lever.

While holding throttle lever to wide open throttle position, pull on the throttle cable until you reach the wide open throttle stopper.

In this position, tighten the throttle cable on carburetor bracket.

As a confirmation, the gap should be in between 0.5 and 1 mm (1/64 and 1/32 in).



A. Between 0.5 and 1 mm (1/64 and 1/32 in)

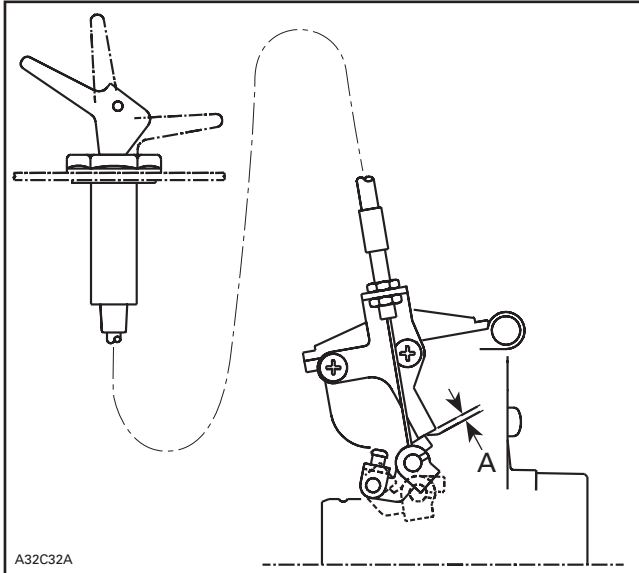
Choke Cable Adjustment

Adjust choke cable as per following procedure:

Connect T-end fitting of the choke cable on the carburetor.

While choke lever is fully open, pull choke cable until the choke system reaches the stopper; tighten choke cable in this position.

As a confirmation, the gap between the stopper and the bracket should be in between 0 and 0.5 mm (0 and 1/64 in).



A. Between 0 and 0.5 mm (0 and 1/64 in)

Oil Pump Adjustment


Check oil pump adjustment and readjust if required. Refer to *Service Bulletin 2000-10* dated December 10, 1999 for proper adjustment procedure.

Reinstall air box and DPM.

Reconnect DPM air vent hose at air box.

Make sure new carburetor assembly properly slides into air adapters; hold it in place and tighten clamps.

NOTE: DPM must be installed with its indentation in higher support slot.



1. Indentation in higher support slot

Reconnect temperature sensor at air box.

Close hood.

WARRANTY

Complete a warranty claim form using the following information.

Campaign Number	2001-0003
Claim Type	07
Flat Rate Time	0.7 hour
Expiration Date	December 31 st 2001

For claiming procedure, refer to the *Dealer Warranty Guide*.

Dealers are requested to return replaced carburetor assembly immediately after replacement.

Canadian Dealers, return to:

Bombardier Inc.,
Recreational Products,
Warranty Parts Inspection Center,
565 de la Montagne,
Valcourt (Québec)
J0E 2L0

U.S.A. Dealers, return to:

Bombardier Motor Corporation of America,
c/o Warranty Department,
P.O. Box 8006,
7575 Bombardier Court,
Wausau, WI
54402-8006

SERIAL NUMBER LISTING OF INVOLVED UNITS SCHEDULE "A"

Model 1773

2BPS177301V000089	2BPS177381V000101	2BPS177301V000108
2BPS177371V000090	2BPS177331V000104	2BPS177321V000109
2BPS177381V000096	2BPS177351V000105	2BPS177301V000111

Model 1774

2BPS177401V000005	2BPS177471V000194	2BPS1774X1V000223	2BPS177411V000255
2BPS177491V000021	2BPS1774X1V000206	2BPS177431V000225	2BPS177431V000256
2BPS177411V000028	2BPS177491V000214	2BPS177491V000228	2BPS177451V000257
2BPS177461V000090	2BPS177401V000215	2BPS177481V000236	2BPS177491V000259
2BPS177411V000126	2BPS177421V000216	2BPS177431V000239	2BPS177471V000261
2BPS177481V000172	2BPS177441V000217	2BPS177431V000242	2BPS177491V000262
2BPS177451V000176	2BPS177461V000218	2BPS177421V000247	2BPS177401V000263
2BPS177401V000179	2BPS177481V000219	2BPS177461V000249	
2BPS177431V000189	2BPS177441V000220	2BPS177441V000251	
2BPS177411V000191	2BPS177461V000221	2BPS177481V000253	

Model 1776

2BPS177611V000001	2BPS177641V000025	2BPS177671V000102
2BPS177601V000006	2BPS1776X1V000028	2BPS177691V000120

Model 1789

2BPS178901V000001	2BPS178901V000323	2BPS178991V000353	2BPS178941V000373
2BPS178921V000002	2BPS178981V000327	2BPS178901V000354	2BPS178961V000374
2BPS178961V000004	2BPS1789X1V000328	2BPS178921V000355	2BPS178981V000375
2BPS178901V000015	2BPS1789X1V000331	2BPS178941V000356	2BPS1789X1V000376
2BPS178981V000019	2BPS178951V000334	2BPS178961V000357	2BPS178911V000377
2BPS1789X1V000037	2BPS178991V000336	2BPS178981V000358	2BPS178931V000378
2BPS178911V000167	2BPS178901V000337	2BPS1789X1V000359	2BPS178951V000379
2BPS178921V000176	2BPS178941V000339	2BPS178961V000360	2BPS178911V000380
2BPS178961V000200	2BPS178901V000340	2BPS178981V000361	2BPS178931V000381
2BPS178911V000220	2BPS178921V000341	2BPS1789X1V000362	2BPS178971V000383
2BPS178931V000221	2BPS178941V000342	2BPS178911V000363	2BPS178991V000384
2BPS178911V000248	2BPS178961V000343	2BPS178931V000364	2BPS178901V000385
2BPS178951V000270	2BPS178981V000344	2BPS178951V000365	2BPS178921V000386
2BPS178961V000276	2BPS1789X1V000345	2BPS178971V000366	2BPS178941V000387
2BPS1789X1V000278	2BPS178911V000346	2BPS178991V000367	2BPS178961V000388
2BPS178921V000288	2BPS178931V000347	2BPS178901V000368	2BPS178981V000389
2BPS178911V000301	2BPS178971V000349	2BPS178921V000369	2BPS178941V000390
2BPS178961V000312	2BPS178931V000350	2BPS178991V000370	2BPS178961V000391
2BPS178951V000317	2BPS178951V000351	2BPS178901V000371	2BPS178981V000392
2BPS178971V000318	2BPS178971V000352	2BPS178921V000372	2BPS1789X1V000393

Model 1789 (cont'd)

2BPS178911V000394	2BPS178951V000401	2BPS178961V000407	2BPS178911V000413
2BPS178931V000395	2BPS178971V000402	2BPS178981V000408	2BPS178931V000414
2BPS178971V000397	2BPS178991V000403	2BPS1789X1V000409	2BPS178951V000415
2BPS178991V000398	2BPS178901V000404	2BPS178961V000410	
2BPS178901V000399	2BPS178921V000405	2BPS178981V000411	
2BPS178931V000400	2BPS178941V000406	2BPS1789X1V000412	

Model 1790

2BPS179021V000002	2BPS179021V000047	2BPS179001V000077	2BPS179031V000199
2BPS179011V000007	2BPS179041V000048	2BPS179001V000080	2BPS179081V000201
2BPS179031V000011	2BPS179061V000049	2BPS179021V000081	2BPS179091V000207
2BPS179051V000012	2BPS179021V000050	2BPS179041V000082	2BPS179091V000210
2BPS179001V000015	2BPS1790X1V000054	2BPS179091V000093	2BPS179001V000211
2BPS179021V000016	2BPS179011V000055	2BPS179081V000098	2BPS1790X1V000216
2BPS179061V000018	2BPS179031V000056	2BPS179021V000100	2BPS179031V000218
2BPS179081V000022	2BPS179051V000057	2BPS179061V000102	2BPS179051V000219
2BPS179011V000024	2BPS179071V000058	2BPS1790X1V000104	2BPS179011V000220
2BPS179051V000026	2BPS179071V000061	2BPS179051V000107	2BPS179031V000221
2BPS179071V000030	2BPS179001V000063	2BPS179021V000114	2BPS179021V000226
2BPS179021V000033	2BPS179021V000064	2BPS179071V000139	2BPS179041V000230
2BPS179061V000035	2BPS179061V000066	2BPS179051V000172	2BPS1790X1V000233
2BPS179081V000036	2BPS179081V000067	2BPS179071V000173	2BPS179011V000234
2BPS179011V000041	2BPS179081V000070	2BPS179071V000190	2BPS179031V000235
2BPS179091V000045	2BPS179011V000072	2BPS179041V000194	2BPS179091V000238

Model 1792

2BPS179291V000001	2BPS179251V000139	2BPS179271V000174	2BPS179241V000200
2BPS179201V000002	2BPS179291V000144	2BPS179291V000175	2BPS179261V000201
2BPS179221V000003	2BPS179201V000145	2BPS179221V000180	2BPS179281V000202
2BPS179281V000006	2BPS179241V000147	2BPS179241V000181	2BPS1792X1V000203
2BPS179251V000044	2BPS179261V000148	2BPS179261V000182	2BPS179211V000204
2BPS179241V000052	2BPS179241V000150	2BPS1792X1V000184	2BPS179231V000205
2BPS179211V000073	2BPS179201V000159	2BPS179211V000185	2BPS179251V000206
2BPS179241V000083	2BPS179281V000166	2BPS179271V000188	2BPS179271V000207
2BPS179271V000109	2BPS179231V000169	2BPS179291V000189	2BPS179201V000209
2BPS179201V000114	2BPS1792X1V000170	2BPS179271V000191	2BPS179271V000210
2BPS179201V000131	2BPS179211V000171	2BPS1792X1V000198	2BPS179291V000211
2BPS179231V000138	2BPS179231V000172	2BPS179211V000199	2BPS179201V000212

Model 1794

2BPS179401V000003	2BPS179461V000006	2BPS1794X1V000011	2BPS179451V000014
2BPS179421V000004	2BPS1794X1V000008	2BPS179411V000012	2BPS179471V000015
2BPS179441V000005	2BPS179481V000010	2BPS179431V000013	2BPS179491V000016

Model 1794 (cont'd)

2BPS179421V000018	2BPS179441V000070	2BPS179431V000125	2BPS179471V000189
2BPS179441V000019	2BPS179461V000071	2BPS179451V000126	2BPS179461V000197
2BPS179441V000022	2BPS1794X1V000073	2BPS179491V000128	2BPS179421V000200
2BPS179461V000023	2BPS179411V000074	2BPS179401V000129	2BPS179441V000201
2BPS179481V000024	2BPS179431V000075	2BPS179471V000130	2BPS179461V000202
2BPS179411V000026	2BPS179451V000076	2BPS179491V000131	2BPS179411V000205
2BPS179431V000027	2BPS179471V000077	2BPS179401V000132	2BPS179451V000207
2BPS179451V000028	2BPS179491V000078	2BPS179421V000133	2BPS179471V000208
2BPS179471V000029	2BPS179401V000079	2BPS179441V000134	2BPS179491V000212
2BPS179431V000030	2BPS179471V000080	2BPS179461V000135	2BPS179401V000213
2BPS179471V000032	2BPS179491V000081	2BPS179481V000136	2BPS179461V000216
2BPS179491V000033	2BPS179401V000082	2BPS1794X1V000137	2BPS179481V000217
2BPS179461V000037	2BPS179421V000083	2BPS179411V000138	2BPS179411V000222
2BPS179481V000038	2BPS179441V000084	2BPS179431V000139	2BPS179431V000223
2BPS1794X1V000039	2BPS179461V000085	2BPS1794X1V000140	2BPS179451V000224
2BPS179461V000040	2BPS179481V000086	2BPS179411V000141	2BPS179401V000230
2BPS179411V000043	2BPS1794X1V000087	2BPS179431V000142	2BPS179441V000232
2BPS179431V000044	2BPS179411V000088	2BPS179451V000143	2BPS179481V000234
2BPS179451V000045	2BPS179431V000089	2BPS179471V000144	2BPS179471V000239
2BPS179471V000046	2BPS1794X1V000090	2BPS179491V000145	2BPS179431V000240
2BPS179491V000047	2BPS179411V000091	2BPS179401V000146	2BPS179421V000245
2BPS179401V000048	2BPS179471V000094	2BPS179421V000147	2BPS179441V000246
2BPS179421V000049	2BPS179401V000096	2BPS179441V000148	2BPS179461V000247
2BPS179491V000050	2BPS179421V000097	2BPS179461V000149	2BPS179481V000248
2BPS179401V000051	2BPS179461V000099	2BPS179431V000156	2BPS179411V000253
2BPS179421V000052	2BPS179491V000100	2BPS179491V000159	2BPS179421V000259
2BPS179441V000053	2BPS179421V000102	2BPS179491V000162	2BPS179481V000265
2BPS179461V000054	2BPS179461V000104	2BPS179401V000163	2BPS179431V000268
2BPS179481V000055	2BPS179481V000105	2BPS179421V000164	2BPS179431V000271
2BPS1794X1V000056	2BPS179431V000108	2BPS179441V000165	2BPS179471V000273
2BPS179411V000057	2BPS179451V000109	2BPS179461V000166	2BPS179421V000276
2BPS179431V000058	2BPS179411V000110	2BPS179481V000167	2BPS179441V000277
2BPS179451V000059	2BPS179431V000111	2BPS179411V000169	2BPS179461V000278
2BPS179411V000060	2BPS179471V000113	2BPS179431V000173	2BPS179481V000279
2BPS179431V000061	2BPS179491V000114	2BPS179491V000176	2BPS179411V000284
2BPS179451V000062	2BPS179441V000117	2BPS179421V000178	2BPS1794X1V000364
2BPS179471V000063	2BPS179461V000118	2BPS179441V000179	2BPS179471V000368
2BPS179491V000064	2BPS179481V000119	2BPS179401V000180	2BPS179481V000377
2BPS179401V000065	2BPS179441V000120	2BPS179461V000183	2BPS179481V000380
2BPS179421V000066	2BPS179461V000121	2BPS179481V000184	2BPS179401V000390
2BPS179441V000067	2BPS179481V000122	2BPS179411V000186	2BPS179441V000392
2BPS179461V000068	2BPS1794X1V000123	2BPS179431V000187	2BPS1794X1V000400
2BPS179481V000069	2BPS179411V000124	2BPS179451V000188	2BPS179411V000401

Model 1794 (cont'd)

2BPS179451V000403	2BPS179461V000474	2BPS179471V000502	2BPS179401V000549
2BPS179441V000408	2BPS179481V000475	2BPS179491V000503	2BPS179471V000550
2BPS179451V000417	2BPS1794X1V000476	2BPS1794X1V000509	2BPS179491V000551
2BPS179491V000419	2BPS179411V000477	2BPS179491V000517	2BPS179421V000553
2BPS179471V000421	2BPS179431V000478	2BPS179421V000522	2BPS179441V000554
2BPS1794X1V000428	2BPS179431V000481	2BPS179441V000523	2BPS179461V000555
2BPS179481V000430	2BPS179451V000482	2BPS179411V000527	2BPS179481V000556
2BPS179431V000433	2BPS179471V000483	2BPS179411V000530	2BPS179411V000558
2BPS179441V000439	2BPS179491V000484	2BPS179451V000532	2BPS179431V000559
2BPS179421V000441	2BPS179421V000486	2BPS179471V000533	2BPS1794X1V000560
2BPS179401V000454	2BPS179441V000487	2BPS179481V000539	2BPS179411V000561
2BPS179441V000456	2BPS179461V000488	2BPS179441V000540	2BPS179431V000562
2BPS179481V000461	2BPS179481V000489	2BPS179461V000541	2BPS179471V000564
2BPS179431V000464	2BPS179461V000491	2BPS179481V000542	2BPS179401V000566
2BPS179401V000468	2BPS179401V000499	2BPS179431V000545	
2BPS179421V000469	2BPS179451V000501	2BPS179491V000548	

Model 1795

2BPS179561V000001	2BPS1795X1V000051	2BPS179531V000084	2BPS1795X1V000132
2BPS179581V000002	2BPS179511V000052	2BPS179551V000085	2BPS179511V000133
2BPS1795X1V000003	2BPS179531V000053	2BPS179501V000088	2BPS179531V000134
2BPS179551V000006	2BPS179551V000054	2BPS179521V000089	2BPS179591V000137
2BPS179591V000008	2BPS179571V000055	2BPS179501V000091	2BPS179521V000139
2BPS179501V000009	2BPS179591V000056	2BPS179521V000092	2BPS179521V000142
2BPS179571V000010	2BPS179501V000057	2BPS179541V000093	2BPS179511V000150
2BPS179591V000011	2BPS179521V000058	2BPS179561V000094	2BPS179591V000154
2BPS179501V000012	2BPS179501V000060	2BPS1795X1V000096	2BPS179541V000160
2BPS1795X1V000017	2BPS179521V000061	2BPS179531V000098	2BPS179581V000162
2BPS179531V000022	2BPS179541V000062	2BPS1795X1V000101	2BPS1795X1V000163
2BPS179551V000023	2BPS179561V000063	2BPS179531V000103	2BPS179511V000164
2BPS179571V000024	2BPS179581V000064	2BPS179571V000105	2BPS179531V000165
2BPS179591V000025	2BPS1795X1V000065	2BPS179501V000107	2BPS179551V000166
2BPS179501V000026	2BPS179531V000067	2BPS179521V000108	2BPS179571V000167
2BPS179521V000027	2BPS179551V000068	2BPS179541V000109	2BPS179501V000169
2BPS179541V000028	2BPS179571V000069	2BPS179521V000111	2BPS179591V000171
2BPS179561V000029	2BPS179531V000070	2BPS179541V000112	2BPS179521V000173
2BPS179521V000030	2BPS179551V000071	2BPS179531V000117	2BPS179541V000174
2BPS179571V000038	2BPS179571V000072	2BPS179571V000119	2BPS179561V000175
2BPS179551V000040	2BPS179591V000073	2BPS179531V000120	2BPS179511V000178
2BPS179581V000047	2BPS179501V000074	2BPS179551V000121	2BPS1795X1V000180
2BPS179511V000049	2BPS179521V000075	2BPS179561V000130	2BPS179561V000192
2BPS179581V000050	2BPS179541V000076	2BPS179581V000131	2BPS179551V000197

Model 1795 (cont'd)

2BPS179511V000200	2BPS179501V000270	2BPS179551V000314	2BPS179511V000357
2BPS179531V000201	2BPS179521V000271	2BPS179571V000315	2BPS179531V000358
2BPS179551V000202	2BPS179541V000272	2BPS179591V000316	2BPS179551V000359
2BPS179571V000203	2BPS179561V000273	2BPS179501V000317	2BPS179511V000360
2BPS179591V000204	2BPS179581V000274	2BPS179521V000318	2BPS179531V000361
2BPS179501V000205	2BPS1795X1V000275	2BPS179541V000319	2BPS179551V000362
2BPS179521V000206	2BPS179511V000276	2BPS179501V000320	2BPS179571V000363
2BPS179561V000208	2BPS179531V000277	2BPS179521V000321	2BPS179591V000364
2BPS179581V000212	2BPS179551V000278	2BPS179541V000322	2BPS179501V000365
2BPS1795X1V000213	2BPS179571V000279	2BPS179561V000323	2BPS179521V000366
2BPS179531V000215	2BPS179531V000280	2BPS179581V000324	2BPS179541V000367
2BPS179551V000216	2BPS179551V000281	2BPS1795X1V000325	2BPS179561V000368
2BPS179591V000221	2BPS179591V000283	2BPS179511V000326	2BPS179581V000369
2BPS179561V000225	2BPS179501V000284	2BPS179531V000327	2BPS179541V000370
2BPS179551V000233	2BPS179521V000285	2BPS179551V000328	2BPS179561V000371
2BPS179571V000234	2BPS179541V000286	2BPS179571V000329	2BPS179581V000372
2BPS179521V000237	2BPS179561V000287	2BPS179531V000330	2BPS1795X1V000373
2BPS179561V000239	2BPS179581V000288	2BPS179551V000331	2BPS179511V000374
2BPS179561V000242	2BPS1795X1V000289	2BPS179571V000332	2BPS179531V000375
2BPS179581V000243	2BPS179561V000290	2BPS179591V000333	2BPS179551V000376
2BPS1795X1V000244	2BPS179581V000291	2BPS179501V000334	2BPS179571V000377
2BPS179531V000246	2BPS1795X1V000292	2BPS179521V000335	2BPS179591V000378
2BPS179551V000247	2BPS179511V000293	2BPS179541V000336	2BPS179501V000379
2BPS179571V000248	2BPS179531V000294	2BPS179561V000337	2BPS179571V000380
2BPS179551V000250	2BPS179551V000295	2BPS179581V000338	2BPS179591V000381
2BPS179571V000251	2BPS179571V000296	2BPS1795X1V000339	2BPS179501V000382
2BPS179591V000252	2BPS179591V000297	2BPS179561V000340	2BPS179521V000383
2BPS179501V000253	2BPS179501V000298	2BPS179581V000341	2BPS179541V000384
2BPS179521V000254	2BPS179521V000299	2BPS1795X1V000342	2BPS179561V000385
2BPS179541V000255	2BPS179551V000300	2BPS179511V000343	2BPS179581V000386
2BPS179581V000257	2BPS179571V000301	2BPS179531V000344	2BPS1795X1V000387
2BPS1795X1V000258	2BPS179591V000302	2BPS179551V000345	2BPS179511V000388
2BPS179511V000259	2BPS179501V000303	2BPS179571V000346	2BPS179531V000389
2BPS179581V000260	2BPS179521V000304	2BPS179591V000347	2BPS1795X1V000390
2BPS1795X1V000261	2BPS179541V000305	2BPS179501V000348	2BPS179511V000391
2BPS179511V000262	2BPS179561V000306	2BPS179521V000349	2BPS179531V000392
2BPS179531V000263	2BPS179581V000307	2BPS179591V000350	2BPS179551V000393
2BPS179551V000264	2BPS1795X1V000308	2BPS179501V000351	2BPS179571V000394
2BPS179571V000265	2BPS179511V000309	2BPS179521V000352	2BPS179591V000395
2BPS179591V000266	2BPS179581V000310	2BPS179541V000353	2BPS179501V000396
2BPS179501V000267	2BPS1795X1V000311	2BPS179561V000354	2BPS179521V000397
2BPS179521V000268	2BPS179511V000312	2BPS179581V000355	2BPS179541V000398
2BPS179541V000269	2BPS179531V000313	2BPS1795X1V000356	2BPS179561V000399

Model 1795 (cont'd)

2BPS179591V000400	2BPS179581V000422	2BPS179571V000444	2BPS179561V000466
2BPS179501V000401	2BPS1795X1V000423	2BPS179591V000445	2BPS179581V000467
2BPS179521V000402	2BPS179511V000424	2BPS179501V000446	2BPS1795X1V000468
2BPS179541V000403	2BPS179531V000425	2BPS179521V000447	2BPS179511V000469
2BPS179561V000404	2BPS179551V000426	2BPS179541V000448	2BPS179581V000470
2BPS179581V000405	2BPS179571V000427	2BPS179561V000449	2BPS1795X1V000471
2BPS1795X1V000406	2BPS179591V000428	2BPS179521V000450	2BPS179511V000472
2BPS179511V000407	2BPS179501V000429	2BPS179541V000451	2BPS179531V000473
2BPS179531V000408	2BPS179571V000430	2BPS179561V000452	2BPS179551V000474
2BPS179551V000409	2BPS179591V000431	2BPS179581V000453	2BPS179571V000475
2BPS179511V000410	2BPS179501V000432	2BPS1795X1V000454	2BPS179591V000476
2BPS179531V000411	2BPS179521V000433	2BPS179511V000455	2BPS179501V000477
2BPS179551V000412	2BPS179541V000434	2BPS179531V000456	2BPS179521V000478
2BPS179571V000413	2BPS179561V000435	2BPS179551V000457	2BPS179541V000479
2BPS179591V000414	2BPS179581V000436	2BPS179571V000458	2BPS179501V000480
2BPS179501V000415	2BPS1795X1V000437	2BPS179591V000459	2BPS179521V000481
2BPS179521V000416	2BPS179511V000438	2BPS179551V000460	2BPS179541V000482
2BPS179541V000417	2BPS179531V000439	2BPS179571V000461	2BPS179561V000483
2BPS179561V000418	2BPS1795X1V000440	2BPS179591V000462	2BPS179581V000484
2BPS179581V000419	2BPS179511V000441	2BPS179501V000463	2BPS1795X1V000485
2BPS179541V000420	2BPS179531V000442	2BPS179521V000464	
2BPS179561V000421	2BPS179551V000443	2BPS179541V000465	

Model 1796

2BPS1796X1V000317	2BPS179691V000311	2BPS179621V000313	2BPS179621V000344
2BPS179691V000325	2BPS179631V000336	2BPS179641V000314	2BPS179661V000346
2BPS179611V000318	2BPS179681V000249	2BPS1796X1V000348	2BPS179681V000316
2BPS179671V000338	2BPS1796X1V000222	2BPS179691V000194	2BPS179681V000350
2BPS179611V000349	2BPS179641V000233	2BPS179621V000280	2BPS179691V000339

Model 1797

2BPS1797X1V000004	2BPS179711V000022	2BPS179731V000037	2BPS179781V000051
2BPS179711V000005	2BPS179731V000023	2BPS179751V000038	2BPS1797X1V000052
2BPS179731V000006	2BPS179751V000024	2BPS179771V000039	2BPS179711V000053
2BPS179791V000009	2BPS179771V000025	2BPS179731V000040	2BPS179731V000054
2BPS179771V000011	2BPS179701V000027	2BPS179751V000041	2BPS179751V000055
2BPS179791V000012	2BPS179721V000028	2BPS179791V000043	2BPS179771V000056
2BPS179741V000015	2BPS179741V000029	2BPS179701V000044	2BPS179791V000057
2BPS1797X1V000018	2BPS179741V000032	2BPS179721V000045	2BPS179701V000058
2BPS179711V000019	2BPS179761V000033	2BPS179741V000046	2BPS179721V000059
2BPS179781V000020	2BPS179781V000034	2BPS179781V000048	2BPS179791V000060
2BPS1797X1V000021	2BPS179711V000036	2BPS179761V000050	2BPS179701V000061

Model 1797 (cont'd)

2BPS179721V000062	2BPS179791V000091	2BPS179741V000127	2BPS179701V000190
2BPS179741V000063	2BPS179701V000092	2BPS179781V000132	2BPS179731V000197
2BPS179761V000064	2BPS179721V000093	2BPS1797X1V000133	2BPS179751V000198
2BPS1797X1V000066	2BPS179741V000094	2BPS179711V000134	2BPS179771V000199
2BPS179711V000067	2BPS179761V000095	2BPS179731V000135	2BPS1797X1V000200
2BPS179751V000069	2BPS179781V000096	2BPS179751V000136	2BPS179731V000202
2BPS179711V000070	2BPS1797X1V000097	2BPS179791V000138	2BPS179721V000210
2BPS179731V000071	2BPS179711V000098	2BPS179771V000140	2BPS179781V000213
2BPS179751V000072	2BPS179731V000099	2BPS179791V000141	2BPS179711V000215
2BPS179771V000073	2BPS179761V000100	2BPS179701V000142	2BPS179791V000219
2BPS179791V000074	2BPS179781V000101	2BPS179781V000146	2BPS179721V000224
2BPS179701V000075	2BPS1797X1V000102	2BPS1797X1V000150	2BPS179741V000225
2BPS179721V000076	2BPS179711V000103	2BPS179701V000156	2BPS1797X1V000231
2BPS179741V000077	2BPS179731V000104	2BPS179721V000160	2BPS179751V000251
2BPS179761V000078	2BPS179771V000106	2BPS179731V000166	2BPS179791V000253
2BPS179781V000079	2BPS179791V000107	2BPS179791V000169	2BPS179701V000254
2BPS179741V000080	2BPS179701V000108	2BPS179751V000170	2BPS179741V000256
2BPS179761V000081	2BPS179701V000111	2BPS179771V000171	2BPS179761V000260
2BPS179781V000082	2BPS179721V000112	2BPS179701V000173	2BPS179771V000266
2BPS1797X1V000083	2BPS179761V000114	2BPS179721V000174	2BPS179701V000268
2BPS179711V000084	2BPS1797X1V000116	2BPS179741V000175	2BPS179721V000272
2BPS179731V000085	2BPS179711V000117	2BPS179761V000176	2BPS179731V000278
2BPS179751V000086	2BPS179731V000118	2BPS179781V000177	
2BPS179701V000089	2BPS179751V000119	2BPS179711V000179	
2BPS179771V000090	2BPS179751V000122	2BPS179731V000183	

Model 1798

2BPS179831V000001	2BPS179811V000028	2BPS179851V000050	2BPS179841V000069
2BPS179851V000002	2BPS179831V000029	2BPS179801V000053	2BPS179801V000070
2BPS179841V000007	2BPS1798X1V000030	2BPS179821V000054	2BPS179821V000071
2BPS179861V000008	2BPS179851V000033	2BPS179841V000055	2BPS179841V000072
2BPS1798X1V000013	2BPS179871V000034	2BPS179861V000056	2BPS1798X1V000075
2BPS179831V000015	2BPS179891V000035	2BPS179881V000057	2BPS179831V000077
2BPS179871V000017	2BPS179801V000036	2BPS1798X1V000058	2BPS179851V000078
2BPS179871V000020	2BPS179861V000039	2BPS179811V000059	2BPS179871V000079
2BPS179891V000021	2BPS179841V000041	2BPS179881V000060	2BPS179831V000080
2BPS179801V000022	2BPS179881V000043	2BPS1798X1V000061	2BPS179851V000081
2BPS179821V000023	2BPS1798X1V000044	2BPS179831V000063	2BPS179871V000082
2BPS179841V000024	2BPS179811V000045	2BPS179851V000064	2BPS179891V000083
2BPS179861V000025	2BPS179851V000047	2BPS179891V000066	2BPS179801V000084
2BPS179881V000026	2BPS179871V000048	2BPS179801V000067	2BPS179841V000086
2BPS1798X1V000027	2BPS179891V000049	2BPS179821V000068	2BPS179861V000087

Model 1798 (cont'd)

2BPS179881V000088	2BPS179801V000117	2BPS179801V000151	2BPS179881V000186
2BPS1798X1V000089	2BPS179821V000118	2BPS179861V000154	2BPS179811V000188
2BPS179861V000090	2BPS179841V000119	2BPS179881V000155	2BPS179811V000191
2BPS1798X1V000092	2BPS179801V000120	2BPS179831V000158	2BPS179851V000193
2BPS179811V000093	2BPS179821V000121	2BPS179851V000159	2BPS179861V000199
2BPS179851V000095	2BPS179841V000122	2BPS179871V000163	2BPS179801V000201
2BPS179871V000096	2BPS179861V000123	2BPS179891V000164	2BPS179821V000202
2BPS179891V000097	2BPS179881V000124	2BPS179821V000166	2BPS179881V000205
2BPS179801V000098	2BPS1798X1V000125	2BPS179841V000167	2BPS179851V000209
2BPS179821V000099	2BPS179811V000126	2BPS179861V000168	2BPS179891V000214
2BPS179851V000100	2BPS179831V000127	2BPS179881V000169	2BPS179801V000215
2BPS179871V000101	2BPS179851V000128	2BPS179841V000170	2BPS179841V000217
2BPS179891V000102	2BPS179871V000129	2BPS179861V000171	2BPS179861V000218
2BPS179801V000103	2BPS179831V000130	2BPS1798X1V000173	2BPS179881V000219
2BPS179821V000104	2BPS179851V000131	2BPS179811V000174	2BPS179881V000222
2BPS179841V000105	2BPS179871V000132	2BPS179831V000175	2BPS179871V000230
2BPS179861V000106	2BPS179801V000134	2BPS179851V000176	2BPS179891V000231
2BPS179881V000107	2BPS179841V000136	2BPS179871V000177	2BPS179801V000232
2BPS1798X1V000108	2BPS179861V000137	2BPS179891V000178	2BPS179861V000235
2BPS179811V000109	2BPS179881V000138	2BPS179801V000179	2BPS179881V000236
2BPS1798X1V000111	2BPS179811V000143	2BPS179871V000180	2BPS1798X1V000240
2BPS179831V000113	2BPS179831V000144	2BPS179891V000181	2BPS179821V000250
2BPS179851V000114	2BPS179851V000145	2BPS179801V000182	2BPS179841V000251
2BPS179871V000115	2BPS179871V000146	2BPS179821V000183	2BPS179881V000253
2BPS179891V000116	2BPS179801V000148	2BPS179841V000184	

SAFETY RECALL NOTICE



BOMBARDIER *RECREATIONAL PRODUCTS*

Bombardier Inc.

565 de la Montagne
Valcourt, Québec, Canada J0E 2L0
Telephone 1(450) 532-2211
Fax 1(450) 532-5032
<http://www.recreation.bombardier.com>

Date: September 20, 2000

Certified Mail

Dear Formula* Deluxe 600 / Grand Touring* 600 / 700 Owner:

This Safety Alert/Recall/Campaign is being conducted in cooperation with the U.S. Consumer Product Safety Commission, Washington, DC, who will monitor its effectiveness.

What is the reason for this notice?

Bombardier Inc., Recreational Products, is conducting a voluntary safety recall of certain 2001 Formula Deluxe 600 snowmobiles (models 1773, 1774 and 1776), Grand Touring 700 snowmobiles (models 1789, 1790 and 1792) and Grand Touring 600 snowmobiles (models 1794, 1795, 1796, 1797 and 1798). Our records indicate that you are the owner of a potentially affected vehicle.

What is the problem?

A defect may exist on the Listed Snowmobiles. The carburetor throttle slide may stick open during operation. If this occurs, it could lead to loss of speed control and possible collision with bystanders, a fixed object or another vehicle.

What should you do?

Call an authorized Bombardier Ski-Doo* dealer and make an appointment to have your Formula Deluxe 600 / Grand Touring 600 / 700 repaired. **Do not use your snowmobile until your dealer has performed the repair.** *This work will be performed at no charge to you.*

What to do if you feel this notice is an error?

This notice was mailed to you according to the most current information we have available. If you no longer own this vehicle or some information in this notice is incorrect, please contact Bombardier at your earliest convenience.

If you have questions.

If you have questions about this notice, or need assistance with contacting an authorized Bombardier Ski-Doo dealer, please call **1 (715) 848-4957 (USA) or 1 (819) 566-3366 (Canada).**

We apologize for any inconvenience this may cause you and wish to thank you for your immediate attention to this matter.

Sincerely,

After-Sales Service Department
Bombardier Recreational Products

SAFETY RECALL NOTICE



BOMBARDIER *RECREATIONAL PRODUCTS*

Bombardier Inc.

565 de la Montagne
Valcourt, Québec, Canada J0E 2L0
Telephone 1(450) 532-2211
Fax 1(450) 532-5032
<http://www.recreation.bombardier.com>

Date: October 27, 2000

Dear Ski-Doo® Snowmobile Dealer/Distributor,

Certified Mail

This Safety Alert/Recall/Campaign is being conducted in cooperation with the U.S. Consumer Product Safety Commission, Washington, DC in the U.S., and with Transport Canada in Canada, who will monitor its effectiveness.

What is the reason for this notice?

Bombardier Motor Corporation of America in the U.S. and Bombardier Inc., Recreational Products, in Canada are conducting a voluntary safety recall of certain 2001 model year Formula* Deluxe 500 standard package snowmobiles (models 1778, 1779, 1780 and 1781) and Grand Touring* 500 standard package snowmobiles (models 1799, 1800, 1801, 1802 and 1803) for which the serial numbers are listed in Schedule "A" attached hereto (hereinafter the "Listed Snowmobiles").

What is the problem?

A defect may exist on the Listed Snowmobiles, whereby the *throttle lever may fail to return from its first stage operation*. If this occurs, it could lead to loss of speed control and possible collision with bystanders, a fixed object or another vehicle.

What will Bombardier do?

As a result, Bombardier will send the attached Safety Recall letter to all known registered owners of the Listed Snowmobiles. This letter urges that the owners contact their authorized Ski-Doo snowmobile dealer in order to have their vehicle inspected or inspected and repaired.

What should you do?

1. Do not deliver, use or even start any of the Listed Snowmobiles even if you have performed the PDI on them.
2. Follow the step by step procedures for correcting this condition. Safety Campaign Bulletin No. **2001-5 revision 1** provides instructions (see attachment).
3. In addition, we strongly urge that you personally contact any owner to whom you have sold a Listed Snowmobile and request that he/she immediately ceases further use of the vehicle and brings it to your dealership for the required corrective action. This is to be done *Free of Charge* to the owner.

IMPORTANT: Upon delivery of all current and non-current new units, it is always of the utmost importance to inspect the control levers, mainly the throttle lever, as prescribed in the Predelivery Check List and to advise the owners to verify the free movement of the throttle lever before starting the engine as indicated in the Operator's Guide.

If you have questions.

If you have questions about this notice, please call 1-800-366-6992 (USA) or 1-800-361-9980 (Canada).

We apologize for any inconvenience this may cause you and wish to thank you for your immediate attention to this matter.

Sincerely,

After Sales Service Department
Bombardier Inc., Recreational Products, Bombardier Motor Corporation of America

Please route to :

	Init.
<input type="checkbox"/> Service	<input type="checkbox"/>
<input type="checkbox"/> Sales	<input type="checkbox"/>
<input type="checkbox"/> Parts	<input type="checkbox"/>



**SAFETY
CAMPAIGN**

SNOWMOBILES



**WARRANTY
Bulletin**

⚠ WARNING: All involved customers must be notified, all involved units must be corrected as per instructions herein.

Campaign no.
➔ 2001-0005

No. **2001-5**

REVISION 1 ←


Date: October 27, 2000

SUBJECT: 2-Stage Throttle Lever Sticking

YEAR	MODEL	MODEL NUMBER	SERIAL NUMBER
2001	Formula* Deluxe 500 (standard package)	1778/1779/1780/1781	Refer to attached listing (Schedule "A") ←
	Grand Touring* 500 (standard package)	1799/1800/1801/1802/1803	

PROBLEM

On the above-mentioned snowmobiles, throttle lever may fail to return from its first stage operation. If this occurs, it could lead to loss of speed control and possible collision with bystanders, a fixed object or another vehicle.



1. Fails to return completely
A. Surface to be worked on

SOLUTION

Make sure throttle lever returns freely in its first stage slot and that the same slot features the needed gap between the Allen screw shoulder and the inner slot wall.

- A) If there is no resistance in the return movement and if there is a gap, then no further action is needed.**
- B) If even a slight resistance is noticed or felt and/or if gap cannot be seen, proceed with corrective action by enlarging upper first stage throttle lever slot; note that such a modification will give the needed gap.**

NOTE: The free play that exists at the very beginning of throttle lever movement and caused by throttle cable adjustment is normal.


PROCEDURE

Inspecting Free Throttle Lever Return Movement

Unscrew left side carburetor cover. Do not modify throttle cable adjustment.

Pull out cover/spring/throttle valve.

Hold cover/spring/throttle valve compressed together with left hand while slowly activating (opening and closing) throttle lever with right thumb; return movement must be smooth and without binding of any kind.




A32C36A

HOLDING COVER/SPRING/THROTTLE VALVE COMPRESSED TOGETHER

Reinstall left side carburetor cover.

Inspecting Needed Gap

With both cover/spring/throttle valve installed, concentrate a source of light between top forward Allen screw and slot **inner wall** while slowly pressing and releasing throttle lever with right thumb; light must continuously be seen during complete slot travel. This will confirm that lever return movement is smooth and without binding of any kind.



A32C37A

1

1. Light seen between inner wall and Allen screw

If there is no resistance in the return movement and if there is a gap, then no further action is needed.


If even a slight resistance is noticed or felt and/or if gap cannot be seen, proceed with corrective action by enlarging upper first stage throttle lever slot as per following procedure.

Enlarging Upper First Stage Throttle Lever Slot (if needed)

Unscrew and remove all four throttle lever Allen screws.

Using a 6.35 mm (1/4 in) diameter medium grit round file, remove a maximum of 0.5 mm (0.020 in) from upper first stage slot inside **inner wall** on all the stroke. Only this slot section must be re-worked.

The wall of the slot must be smooth.



A32C38A

FILING FIRST STAGE SLOT

A. Surface to be worked on
B. Rework this side

Insert and slide an 8 mm (5/16 in) drill bit shank in the slot; it should slide freely with a slight resistance.

Reinstall throttle lever in place with all 4 Allen screws tightened at 1 to 2 N•m (9 to 18 lbf•in).

CAUTION: Do not overtighten Allen screws, doing so would damage throttle lever housing.

Repeat both inspection procedures and make sure heated throttle lever wire rooting remains intact.

WARRANTY

Complete a warranty claim form using the following information

➔ Campaign Number	2001-0005
Claim Type	07
Flat Rate Time Inspection Only	0.2 hour
➔ Flat Rate Time Inspection and Modification	0.3 hour
Expiration Date	June 30, 2002

If *inspection only* is performed, dealer must select the inspection box on the claim.

If *inspection and modification* are performed, dealer must select both boxes, inspection and modification, on the claim.

For claiming procedure, refer to the *Dealer Warranty Guide*.

SERIAL NUMBER LISTING OF INVOLVED UNITS
SCHEDULE "A"



Model 1778

2BPS1778X1V000001	2BPS177831V000065	2BPS177871V000103	2BPS177841V000141
2BPS177811V000002	2BPS177851V000066	2BPS177891V000104	2BPS177861V000142
2BPS177831V000003	2BPS177871V000067	2BPS177801V000105	2BPS177881V000143
2BPS177851V000004	2BPS177891V000068	2BPS177821V000106	2BPS1778X1V000144
2BPS177871V000005	2BPS177801V000069	2BPS177841V000107	2BPS177811V000145
2BPS177891V000006	2BPS177871V000070	2BPS177861V000108	2BPS177831V000146
2BPS177801V000007	2BPS177891V000071	2BPS177881V000109	2BPS177851V000147
2BPS177851V000018	2BPS177801V000072	2BPS177861V000111	2BPS177871V000148
2BPS177851V000021	2BPS177821V000073	2BPS177881V000112	2BPS177891V000149
2BPS177871V000022	2BPS177841V000074	2BPS1778X1V000113	2BPS177851V000150
2BPS177891V000023	2BPS177861V000075	2BPS177811V000114	2BPS177871V000151
2BPS177841V000026	2BPS177881V000076	2BPS177831V000115	2BPS177891V000152
2BPS1778X1V000032	2BPS1778X1V000077	2BPS177851V000116	2BPS177801V000153
2BPS177811V000033	2BPS177811V000078	2BPS177871V000117	2BPS177821V000154
2BPS177831V000034	2BPS177831V000079	2BPS177891V000118	2BPS177841V000155
2BPS177871V000036	2BPS1778X1V000080	2BPS177801V000119	2BPS177861V000156
2BPS177891V000037	2BPS177811V000081	2BPS177871V000120	2BPS177881V000157
2BPS177891V000040	2BPS177831V000082	2BPS177891V000121	2BPS1778X1V000158
2BPS177841V000043	2BPS177851V000083	2BPS177801V000122	2BPS177811V000159
2BPS177861V000044	2BPS177871V000084	2BPS177821V000123	2BPS177881V000160
2BPS1778X1V000046	2BPS177891V000085	2BPS177841V000124	2BPS1778X1V000161
2BPS177811V000047	2BPS177801V000086	2BPS177861V000125	2BPS177811V000162
2BPS177831V000048	2BPS177821V000087	2BPS177881V000126	2BPS177831V000163
2BPS177851V000049	2BPS177841V000088	2BPS1778X1V000127	2BPS177851V000164
2BPS177811V000050	2BPS177861V000089	2BPS177811V000128	2BPS177871V000165
2BPS177831V000051	2BPS177821V000090	2BPS177831V000129	2BPS177891V000166
2BPS177851V000052	2BPS177841V000091	2BPS1778X1V000130	2BPS177801V000167
2BPS177871V000053	2BPS177861V000092	2BPS177811V000131	2BPS177821V000168
2BPS177891V000054	2BPS177881V000093	2BPS177831V000132	2BPS177841V000169
2BPS177821V000056	2BPS1778X1V000094	2BPS177851V000133	2BPS177801V000170
2BPS177841V000057	2BPS177811V000095	2BPS177871V000134	2BPS177821V000171
2BPS177861V000058	2BPS177851V000097	2BPS177891V000135	2BPS177841V000172
2BPS177841V000060	2BPS177871V000098	2BPS177801V000136	2BPS177861V000173
2BPS177861V000061	2BPS177891V000099	2BPS177821V000137	2BPS177881V000174
2BPS177881V000062	2BPS177811V000100	2BPS177841V000138	2BPS1778X1V000175
2BPS1778X1V000063	2BPS177831V000101	2BPS177861V000139	2BPS177811V000176
2BPS177811V000064	2BPS177851V000102	2BPS177821V000140	2BPS177831V000177

Model 1779

2BPS177991V000001	2BPS177951V000044	2BPS177911V000087	2BPS177991V000130
2BPS177901V000002	2BPS177971V000045	2BPS177931V000088	2BPS177901V000131
2BPS177921V000003	2BPS177991V000046	2BPS177951V000089	2BPS177921V000132
2BPS177941V000004	2BPS177901V000047	2BPS177911V000090	2BPS177941V000133
2BPS177961V000005	2BPS177921V000048	2BPS177931V000091	2BPS177961V000134
2BPS177981V000006	2BPS177941V000049	2BPS177951V000092	2BPS1779X1V000136
2BPS1779X1V000007	2BPS177901V000050	2BPS177971V000093	2BPS177911V000137
2BPS177911V000008	2BPS177921V000051	2BPS177991V000094	2BPS177931V000138
2BPS177931V000009	2BPS177941V000052	2BPS177901V000095	2BPS177951V000139
2BPS1779X1V000010	2BPS177961V000053	2BPS177921V000096	2BPS177911V000140
2BPS177911V000011	2BPS177981V000054	2BPS177941V000097	2BPS177931V000141
2BPS177931V000012	2BPS1779X1V000055	2BPS177961V000098	2BPS177951V000142
2BPS177951V000013	2BPS177911V000056	2BPS177981V000099	2BPS177971V000143
2BPS177971V000014	2BPS177931V000057	2BPS177901V000100	2BPS177991V000144
2BPS177991V000015	2BPS177951V000058	2BPS177921V000101	2BPS177901V000145
2BPS177901V000016	2BPS177971V000059	2BPS177941V000102	2BPS177921V000146
2BPS177921V000017	2BPS177931V000060	2BPS177961V000103	2BPS177941V000147
2BPS177941V000018	2BPS177951V000061	2BPS177981V000104	2BPS177961V000148
2BPS177961V000019	2BPS177971V000062	2BPS1779X1V000105	2BPS177981V000149
2BPS177921V000020	2BPS177991V000063	2BPS177911V000106	2BPS177941V000150
2BPS177941V000021	2BPS177901V000064	2BPS177931V000107	2BPS177981V000152
2BPS177961V000022	2BPS177921V000065	2BPS177951V000108	2BPS1779X1V000153
2BPS177981V000023	2BPS177941V000066	2BPS177971V000109	2BPS177911V000154
2BPS1779X1V000024	2BPS177961V000067	2BPS177931V000110	2BPS177931V000155
2BPS177911V000025	2BPS177981V000068	2BPS177951V000111	2BPS177951V000156
2BPS177931V000026	2BPS1779X1V000069	2BPS177971V000112	2BPS177971V000157
2BPS177951V000027	2BPS177961V000070	2BPS177991V000113	2BPS177991V000158
2BPS177971V000028	2BPS177981V000071	2BPS177901V000114	2BPS177901V000159
2BPS177991V000029	2BPS1779X1V000072	2BPS177921V000115	2BPS177971V000160
2BPS177951V000030	2BPS177911V000073	2BPS177941V000116	2BPS177991V000161
2BPS177971V000031	2BPS177931V000074	2BPS177961V000117	2BPS177901V000162
2BPS177991V000032	2BPS177951V000075	2BPS177981V000118	2BPS177921V000163
2BPS177901V000033	2BPS177971V000076	2BPS1779X1V000119	2BPS177941V000164
2BPS177921V000034	2BPS177991V000077	2BPS177961V000120	2BPS177961V000165
2BPS177941V000035	2BPS177901V000078	2BPS177981V000121	2BPS177981V000166
2BPS177961V000036	2BPS177921V000079	2BPS1779X1V000122	2BPS1779X1V000167
2BPS177981V000037	2BPS177991V000080	2BPS177911V000123	2BPS177911V000168
2BPS1779X1V000038	2BPS177901V000081	2BPS177931V000124	2BPS177931V000169
2BPS177911V000039	2BPS177921V000082	2BPS177951V000125	2BPS1779X1V000170
2BPS177981V000040	2BPS177941V000083	2BPS177971V000126	2BPS177911V000171
2BPS1779X1V000041	2BPS177961V000084	2BPS177991V000127	2BPS177931V000172
2BPS177911V000042	2BPS177981V000085	2BPS177901V000128	2BPS177951V000173
2BPS177931V000043	2BPS1779X1V000086	2BPS177921V000129	2BPS177971V000174

Model 1779 (cond't)

2BPS177991V000175	2BPS177931V000219	2BPS177961V000263	2BPS177971V000336
2BPS177901V000176	2BPS1779X1V000220	2BPS177981V000264	2BPS177921V000339
2BPS177921V000177	2BPS177911V000221	2BPS1779X1V000265	2BPS177991V000340
2BPS177941V000178	2BPS177931V000222	2BPS177911V000266	2BPS177901V000341
2BPS177961V000179	2BPS177951V000223	2BPS177931V000267	2BPS177941V000343
2BPS177921V000180	2BPS177971V000224	2BPS177951V000268	2BPS177961V000344
2BPS177941V000181	2BPS177991V000225	2BPS177971V000269	2BPS177981V000345
2BPS177961V000182	2BPS177901V000226	2BPS177951V000271	2BPS1779X1V000346
2BPS177981V000183	2BPS177921V000227	2BPS177901V000274	2BPS177911V000347
2BPS1779X1V000184	2BPS177941V000228	2BPS177921V000275	2BPS177931V000348
2BPS177911V000185	2BPS177961V000229	2BPS177961V000277	2BPS177951V000349
2BPS177951V000187	2BPS177921V000230	2BPS1779X1V000279	2BPS177911V000350
2BPS177971V000188	2BPS177941V000231	2BPS177991V000287	2BPS177931V000351
2BPS177991V000189	2BPS177961V000232	2BPS177901V000288	2BPS177951V000352
2BPS177951V000190	2BPS177981V000233	2BPS177921V000289	2BPS177971V000353
2BPS177971V000191	2BPS1779X1V000234	2BPS177991V000290	2BPS177991V000354
2BPS177991V000192	2BPS177911V000235	2BPS177901V000291	2BPS177901V000355
2BPS177901V000193	2BPS177951V000237	2BPS177921V000292	2BPS177921V000356
2BPS177921V000194	2BPS177971V000238	2BPS177941V000293	2BPS177941V000357
2BPS177941V000195	2BPS177991V000239	2BPS177961V000294	2BPS177961V000358
2BPS177961V000196	2BPS177951V000240	2BPS177981V000295	2BPS177981V000359
2BPS177981V000197	2BPS177971V000241	2BPS1779X1V000296	2BPS177941V000360
2BPS1779X1V000198	2BPS177991V000242	2BPS177951V000299	2BPS177961V000361
2BPS177911V000199	2BPS177921V000244	2BPS177971V000305	2BPS177981V000362
2BPS177941V000200	2BPS177941V000245	2BPS177921V000311	2BPS1779X1V000363
2BPS177961V000201	2BPS177961V000246	2BPS177941V000312	2BPS177911V000364
2BPS177981V000202	2BPS177981V000247	2BPS177961V000313	2BPS177931V000365
2BPS1779X1V000203	2BPS1779X1V000248	2BPS177981V000314	2BPS177951V000366
2BPS177911V000204	2BPS177911V000249	2BPS1779X1V000315	2BPS177971V000367
2BPS177931V000205	2BPS177981V000250	2BPS177951V000318	2BPS177991V000368
2BPS177951V000206	2BPS1779X1V000251	2BPS177931V000320	2BPS177901V000369
2BPS177971V000207	2BPS177911V000252	2BPS177991V000323	2BPS177971V000370
2BPS177991V000208	2BPS177931V000253	2BPS177901V000324	2BPS177991V000371
2BPS177901V000209	2BPS177951V000254	2BPS177941V000326	2BPS177901V000372
2BPS177991V000211	2BPS177971V000255	2BPS177961V000327	2BPS177921V000373
2BPS177901V000212	2BPS177991V000256	2BPS177981V000328	2BPS177941V000374
2BPS177921V000213	2BPS177901V000257	2BPS1779X1V000329	2BPS177961V000375
2BPS177941V000214	2BPS177921V000258	2BPS177981V000331	2BPS177981V000376
2BPS177961V000215	2BPS177941V000259	2BPS1779X1V000332	2BPS1779X1V000377
2BPS177981V000216	2BPS177901V000260	2BPS177911V000333	2BPS177911V000378
2BPS1779X1V000217	2BPS177921V000261	2BPS177931V000334	2BPS177931V000379
2BPS177911V000218	2BPS177941V000262	2BPS177951V000335	

Model 1780

2BPS178091V000001	2BPS1780X1V000041	2BPS178081V000071	2BPS178081V000099
2BPS178001V000002	2BPS178011V000042	2BPS1780X1V000072	2BPS178001V000100
2BPS178021V000003	2BPS178031V000043	2BPS178011V000073	2BPS178021V000101
2BPS178041V000004	2BPS178051V000044	2BPS178031V000074	2BPS178041V000102
2BPS178061V000005	2BPS178071V000045	2BPS178051V000075	2BPS178061V000103
2BPS178081V000006	2BPS178091V000046	2BPS178071V000076	2BPS178081V000104
2BPS1780X1V000007	2BPS178001V000047	2BPS178091V000077	2BPS1780X1V000105
2BPS178011V000008	2BPS178021V000048	2BPS178001V000078	2BPS178011V000106
2BPS178031V000009	2BPS178041V000049	2BPS178021V000079	2BPS178031V000107
2BPS1780X1V000010	2BPS178001V000050	2BPS178091V000080	2BPS178051V000108
2BPS178051V000013	2BPS178021V000051	2BPS178001V000081	2BPS178071V000109
2BPS178071V000014	2BPS178041V000052	2BPS178021V000082	2BPS178031V000110
2BPS178091V000015	2BPS178081V000054	2BPS178041V000083	2BPS178051V000111
2BPS178001V000016	2BPS1780X1V000055	2BPS178061V000084	2BPS178071V000112
2BPS178021V000017	2BPS178011V000056	2BPS178081V000085	2BPS178091V000113
2BPS178041V000018	2BPS178031V000057	2BPS1780X1V000086	2BPS178001V000114
2BPS178061V000019	2BPS178051V000058	2BPS178011V000087	2BPS178021V000115
2BPS178021V000020	2BPS178071V000059	2BPS178031V000088	2BPS178041V000116
2BPS178041V000021	2BPS178051V000061	2BPS178051V000089	2BPS178061V000117
2BPS178031V000026	2BPS178071V000062	2BPS178011V000090	2BPS178081V000118
2BPS178071V000028	2BPS178091V000063	2BPS178031V000091	2BPS1780X1V000119
2BPS178051V000030	2BPS178001V000064	2BPS178051V000092	2BPS178061V000120
2BPS178071V000031	2BPS178021V000065	2BPS178071V000093	2BPS178081V000121
2BPS178001V000033	2BPS178041V000066	2BPS178091V000094	2BPS1780X1V000122
2BPS178021V000034	2BPS178061V000067	2BPS178001V000095	2BPS178011V000123
2BPS178081V000037	2BPS178081V000068	2BPS178021V000096	2BPS178031V000124
2BPS178011V000039	2BPS1780X1V000069	2BPS178041V000097	2BPS178051V000125
2BPS178081V000040	2BPS178061V000070	2BPS178061V000098	

Model 1781

2BPS178181V000001	2BPS178161V000014	2BPS178121V000026	2BPS178171V000037
2BPS1781X1V000002	2BPS178181V000015	2BPS178141V000027	2BPS178191V000038
2BPS178111V000003	2BPS178111V000017	2BPS178161V000028	2BPS178101V000039
2BPS178131V000004	2BPS178131V000018	2BPS178181V000029	2BPS178171V000040
2BPS178151V000005	2BPS178151V000019	2BPS178141V000030	2BPS178191V000041
2BPS178171V000006	2BPS178111V000020	2BPS178161V000031	2BPS178101V000042
2BPS178191V000007	2BPS178131V000021	2BPS178181V000032	2BPS178121V000043
2BPS178121V000009	2BPS178151V000022	2BPS1781X1V000033	2BPS178141V000044
2BPS178191V000010	2BPS178171V000023	2BPS178111V000034	2BPS178161V000045
2BPS178121V000012	2BPS178191V000024	2BPS178131V000035	2BPS1781X1V000047
2BPS178141V000013	2BPS178101V000025	2BPS178151V000036	2BPS178111V000048

Model 1781 (cond't)

2BPS178131V000049	2BPS1781X1V000114	2BPS1781X1V000159	2BPS178171V000202
2BPS1781X1V000050	2BPS178111V000115	2BPS178161V000160	2BPS178191V000203
2BPS178111V000051	2BPS178131V000116	2BPS178181V000161	2BPS178101V000204
2BPS178131V000052	2BPS178151V000117	2BPS1781X1V000162	2BPS178121V000205
2BPS178151V000053	2BPS178171V000118	2BPS178111V000163	2BPS178141V000206
2BPS178191V000055	2BPS178171V000121	2BPS178131V000164	2BPS178161V000207
2BPS178101V000056	2BPS178101V000123	2BPS178151V000165	2BPS178181V000208
2BPS178141V000058	2BPS178121V000124	2BPS178171V000166	2BPS1781X1V000209
2BPS178161V000059	2BPS178141V000125	2BPS178191V000167	2BPS178161V000210
2BPS178121V000060	2BPS178161V000126	2BPS178101V000168	2BPS178181V000211
2BPS178161V000062	2BPS178181V000127	2BPS178121V000169	2BPS1781X1V000212
2BPS178181V000063	2BPS1781X1V000128	2BPS178191V000170	2BPS178111V000213
2BPS178111V000065	2BPS178111V000129	2BPS178101V000171	2BPS178131V000214
2BPS178131V000066	2BPS178181V000130	2BPS178121V000172	2BPS178151V000215
2BPS178151V000067	2BPS1781X1V000131	2BPS178141V000173	2BPS178171V000216
2BPS178171V000068	2BPS178111V000132	2BPS178161V000174	2BPS178191V000217
2BPS178191V000069	2BPS178131V000133	2BPS178181V000175	2BPS178101V000218
2BPS178151V000070	2BPS178151V000134	2BPS1781X1V000176	2BPS178121V000219
2BPS178171V000071	2BPS178171V000135	2BPS178111V000177	2BPS178191V000220
2BPS178141V000075	2BPS178191V000136	2BPS178131V000178	2BPS178101V000221
2BPS178181V000077	2BPS178101V000137	2BPS178151V000179	2BPS178121V000222
2BPS1781X1V000078	2BPS178121V000138	2BPS178111V000180	2BPS178141V000223
2BPS178111V000079	2BPS178141V000139	2BPS178131V000181	2BPS178161V000224
2BPS178191V000086	2BPS178101V000140	2BPS178151V000182	2BPS178181V000225
2BPS178101V000087	2BPS178121V000141	2BPS178171V000183	2BPS1781X1V000226
2BPS178121V000088	2BPS178141V000142	2BPS178191V000184	2BPS178111V000227
2BPS178141V000089	2BPS178161V000143	2BPS178101V000185	2BPS178131V000228
2BPS178121V000091	2BPS178181V000144	2BPS178141V000187	2BPS178151V000229
2BPS178141V000092	2BPS1781X1V000145	2BPS178161V000188	2BPS178111V000230
2BPS178161V000093	2BPS178111V000146	2BPS178181V000189	2BPS178131V000231
2BPS178181V000094	2BPS178131V000147	2BPS178141V000190	2BPS178151V000232
2BPS178111V000096	2BPS178151V000148	2BPS178161V000191	2BPS178171V000233
2BPS178151V000098	2BPS178171V000149	2BPS178181V000192	2BPS178191V000234
2BPS178171V000099	2BPS178131V000150	2BPS1781X1V000193	2BPS178101V000235
2BPS178131V000102	2BPS178151V000151	2BPS178111V000194	2BPS178121V000236
2BPS178171V000104	2BPS178171V000152	2BPS178131V000195	2BPS178141V000237
2BPS178191V000105	2BPS178191V000153	2BPS178151V000196	2BPS178161V000238
2BPS178101V000106	2BPS178101V000154	2BPS178171V000197	2BPS178181V000239
2BPS178121V000107	2BPS178121V000155	2BPS178191V000198	2BPS178141V000240
2BPS178121V000110	2BPS178141V000156	2BPS178101V000199	2BPS178161V000241
2BPS178141V000111	2BPS178161V000157	2BPS178131V000200	2BPS178181V000242
2BPS178161V000112	2BPS178181V000158	2BPS178151V000201	2BPS1781X1V000243

Model 1781 (cond't)

2BPS178111V000244	2BPS178151V000280	2BPS178191V000315	2BPS178101V000350
2BPS178131V000245	2BPS178171V000281	2BPS178101V000316	2BPS178121V000351
2BPS178151V000246	2BPS178191V000282	2BPS178121V000317	2BPS178141V000352
2BPS178171V000247	2BPS178101V000283	2BPS178141V000318	2BPS178161V000353
2BPS178191V000248	2BPS178121V000284	2BPS178161V000319	2BPS178181V000354
2BPS178101V000249	2BPS178141V000285	2BPS178121V000320	2BPS1781X1V000355
2BPS178171V000250	2BPS178161V000286	2BPS178141V000321	2BPS178111V000356
2BPS178191V000251	2BPS178181V000287	2BPS178161V000322	2BPS178131V000357
2BPS178101V000252	2BPS1781X1V000288	2BPS178181V000323	2BPS178151V000358
2BPS178121V000253	2BPS178111V000289	2BPS1781X1V000324	2BPS178171V000359
2BPS178141V000254	2BPS178181V000290	2BPS178111V000325	2BPS178131V000360
2BPS178161V000255	2BPS1781X1V000291	2BPS178131V000326	2BPS178151V000361
2BPS178181V000256	2BPS178111V000292	2BPS178151V000327	2BPS178171V000362
2BPS1781X1V000257	2BPS178131V000293	2BPS178171V000328	2BPS178191V000363
2BPS178131V000259	2BPS178151V000294	2BPS178191V000329	2BPS178101V000364
2BPS1781X1V000260	2BPS178171V000295	2BPS178151V000330	2BPS178121V000365
2BPS178111V000261	2BPS178191V000296	2BPS178171V000331	2BPS178141V000366
2BPS178131V000262	2BPS178101V000297	2BPS178191V000332	2BPS178161V000367
2BPS178151V000263	2BPS178121V000298	2BPS178101V000333	2BPS178181V000368
2BPS178171V000264	2BPS178141V000299	2BPS178121V000334	2BPS1781X1V000369
2BPS178191V000265	2BPS178171V000300	2BPS178141V000335	2BPS178161V000370
2BPS178101V000266	2BPS178191V000301	2BPS178161V000336	2BPS178181V000371
2BPS178121V000267	2BPS178101V000302	2BPS178181V000337	2BPS1781X1V000372
2BPS178141V000268	2BPS178121V000303	2BPS1781X1V000338	2BPS178111V000373
2BPS178161V000269	2BPS178141V000304	2BPS178111V000339	2BPS178131V000374
2BPS178121V000270	2BPS178161V000305	2BPS178181V000340	2BPS178151V000375
2BPS178141V000271	2BPS178181V000306	2BPS1781X1V000341	2BPS178171V000376
2BPS178161V000272	2BPS1781X1V000307	2BPS178111V000342	2BPS178191V000377
2BPS178181V000273	2BPS178111V000308	2BPS178131V000343	2BPS178101V000378
2BPS1781X1V000274	2BPS178131V000309	2BPS178151V000344	2BPS178121V000379
2BPS178111V000275	2BPS1781X1V000310	2BPS178171V000345	2BPS178191V000380
2BPS178131V000276	2BPS178111V000311	2BPS178191V000346	2BPS178101V000381
2BPS178151V000277	2BPS178131V000312	2BPS178101V000347	2BPS178121V000382
2BPS178171V000278	2BPS178151V000313	2BPS178121V000348	2BPS178141V000383
2BPS178191V000279	2BPS178171V000314	2BPS178141V000349	

Model 1799

2BPS179921V000001	2BPS179941V000050	2BPS179911V000099	2BPS179921V000144
2BPS179941V000002	2BPS179961V000051	2BPS179941V000100	2BPS1799X1V000148
2BPS179961V000003	2BPS179981V000052	2BPS179961V000101	2BPS179911V000149
2BPS179981V000004	2BPS1799X1V000053	2BPS179981V000102	2BPS1799X1V000151
2BPS1799X1V000005	2BPS179911V000054	2BPS1799X1V000103	2BPS179911V000152
2BPS179911V000006	2BPS179951V000056	2BPS179911V000104	2BPS179951V000154
2BPS179931V000007	2BPS179971V000057	2BPS179931V000105	2BPS179971V000155
2BPS179951V000008	2BPS179991V000058	2BPS179951V000106	2BPS179991V000156
2BPS179971V000009	2BPS179901V000059	2BPS179971V000107	2BPS179921V000158
2BPS179931V000010	2BPS179971V000060	2BPS179991V000108	2BPS179941V000159
2BPS179951V000011	2BPS179991V000061	2BPS179901V000109	2BPS179901V000160
2BPS179991V000013	2BPS179921V000063	2BPS179971V000110	2BPS1799X1V000165
2BPS179901V000014	2BPS179961V000065	2BPS179991V000111	2BPS179911V000166
2BPS179921V000015	2BPS179981V000066	2BPS179901V000112	2BPS179931V000167
2BPS179961V000017	2BPS1799X1V000067	2BPS179921V000113	2BPS179951V000168
2BPS1799X1V000019	2BPS179911V000068	2BPS179941V000114	2BPS179931V000170
2BPS179961V000020	2BPS179931V000069	2BPS179961V000115	2BPS179951V000171
2BPS179981V000021	2BPS1799X1V000070	2BPS179981V000116	2BPS179921V000175
2BPS1799X1V000022	2BPS179911V000071	2BPS1799X1V000117	2BPS179941V000176
2BPS179911V000023	2BPS179931V000072	2BPS179911V000118	2BPS179961V000177
2BPS179931V000024	2BPS179951V000073	2BPS179931V000119	2BPS179981V000178
2BPS179951V000025	2BPS179971V000074	2BPS1799X1V000120	2BPS179961V000180
2BPS179971V000026	2BPS179901V000076	2BPS179911V000121	2BPS179911V000183
2BPS179991V000027	2BPS179921V000077	2BPS179931V000122	2BPS179931V000184
2BPS179901V000028	2BPS179941V000078	2BPS179951V000123	2BPS179951V000185
2BPS179921V000029	2BPS179961V000079	2BPS179971V000124	2BPS179991V000187
2BPS179991V000030	2BPS179921V000080	2BPS179991V000125	2BPS179921V000189
2BPS179901V000031	2BPS179941V000081	2BPS179901V000126	2BPS179991V000190
2BPS179921V000032	2BPS179961V000082	2BPS179941V000128	2BPS179901V000191
2BPS179941V000033	2BPS179981V000083	2BPS179961V000129	2BPS179921V000192
2BPS179981V000035	2BPS1799X1V000084	2BPS179921V000130	2BPS179981V000195
2BPS1799X1V000036	2BPS179911V000085	2BPS179941V000131	2BPS1799X1V000196
2BPS179911V000037	2BPS179931V000086	2BPS179961V000132	2BPS179931V000198
2BPS179931V000038	2BPS179951V000087	2BPS179981V000133	2BPS1799X1V000201
2BPS179951V000039	2BPS179971V000088	2BPS1799X1V000134	2BPS179911V000202
2BPS179911V000040	2BPS179991V000089	2BPS179911V000135	2BPS179951V000204
2BPS179931V000041	2BPS179971V000091	2BPS179931V000136	2BPS179971V000205
2BPS179951V000042	2BPS179991V000092	2BPS179951V000137	2BPS179941V000209
2BPS179971V000043	2BPS179921V000094	2BPS179991V000139	2BPS179901V000210
2BPS179991V000044	2BPS179941V000095	2BPS179951V000140	2BPS179921V000211
2BPS179941V000047	2BPS179961V000096	2BPS179971V000141	2BPS179981V000214
2BPS179981V000049	2BPS1799X1V000098	2BPS179901V000143	2BPS179911V000216

Model 1799 (cond't)

2BPS179931V000217	2BPS179971V000253	2BPS179971V000284	2BPS179951V000400
2BPS179951V000218	2BPS179991V000254	2BPS179991V000285	2BPS179941V000405
2BPS179971V000219	2BPS179901V000255	2BPS179901V000286	2BPS179981V000424
2BPS179931V000220	2BPS179921V000256	2BPS179921V000287	2BPS179931V000427
2BPS179951V000221	2BPS179941V000257	2BPS179941V000288	2BPS179971V000432
2BPS179971V000222	2BPS179961V000258	2BPS179941V000291	2BPS179991V000433
2BPS179991V000223	2BPS179981V000259	2BPS179961V000292	2BPS179901V000434
2BPS179941V000226	2BPS179941V000260	2BPS179981V000293	2BPS179921V000435
2BPS179961V000227	2BPS179961V000261	2BPS1799X1V000294	2BPS179941V000436
2BPS179981V000228	2BPS179981V000262	2BPS179911V000295	2BPS179961V000440
2BPS179981V000231	2BPS1799X1V000263	2BPS179951V000297	2BPS179981V000441
2BPS179931V000234	2BPS179911V000264	2BPS179991V000299	2BPS1799X1V000442
2BPS179951V000235	2BPS179931V000265	2BPS179911V000300	2BPS179931V000444
2BPS179971V000236	2BPS179951V000266	2BPS179931V000301	2BPS179951V000445
2BPS179901V000238	2BPS179971V000267	2BPS179951V000302	2BPS179991V000447
2BPS179921V000239	2BPS179991V000268	2BPS179971V000303	2BPS179901V000448
2BPS179991V000240	2BPS179901V000269	2BPS179991V000304	2BPS179921V000449
2BPS179901V000241	2BPS179971V000270	2BPS179901V000305	2BPS179991V000450
2BPS179921V000242	2BPS179991V000271	2BPS179941V000307	2BPS179921V000452
2BPS179941V000243	2BPS179901V000272	2BPS179941V000310	2BPS179961V000454
2BPS179961V000244	2BPS179921V000273	2BPS179961V000311	2BPS1799X1V000456
2BPS179981V000245	2BPS179961V000275	2BPS179911V000314	2BPS179911V000457
2BPS1799X1V000246	2BPS1799X1V000277	2BPS179931V000332	2BPS179931V000458
2BPS179911V000247	2BPS179911V000278	2BPS179971V000348	2BPS179951V000459
2BPS179931V000248	2BPS179931V000279	2BPS179991V000349	2BPS179911V000460
2BPS179951V000249	2BPS1799X1V000280	2BPS1799X1V000361	2BPS179931V000461
2BPS179911V000250	2BPS179911V000281	2BPS179981V000374	2BPS179971V000463
2BPS179931V000251	2BPS179931V000282	2BPS179931V000377	2BPS179991V000464
2BPS179951V000252	2BPS179951V000283	2BPS1799X1V000392	2BPS179901V000465

Model 1800

2BPS180071V000001	2BPS1800X1V000011	2BPS180021V000021	2BPS180071V000032
2BPS180091V000002	2BPS180011V000012	2BPS180041V000022	2BPS180091V000033
2BPS180001V000003	2BPS180031V000013	2BPS180061V000023	2BPS180001V000034
2BPS180021V000004	2BPS180051V000014	2BPS180081V000024	2BPS180021V000035
2BPS180041V000005	2BPS180071V000015	2BPS1800X1V000025	2BPS180041V000036
2BPS180061V000006	2BPS180091V000016	2BPS180011V000026	2BPS180061V000037
2BPS180081V000007	2BPS180001V000017	2BPS180031V000027	2BPS180081V000038
2BPS1800X1V000008	2BPS180021V000018	2BPS180051V000028	2BPS1800X1V000039
2BPS180011V000009	2BPS180041V000019	2BPS180031V000030	2BPS180061V000040
2BPS180081V000010	2BPS180001V000020	2BPS180051V000031	2BPS180081V000041

Model 1800 (cond't)

2BPS180011V000043	2BPS180011V000091	2BPS180031V000139	2BPS180021V000195
2BPS180051V000045	2BPS180031V000092	2BPS180031V000142	2BPS180041V000196
2BPS180091V000047	2BPS180051V000093	2BPS180051V000143	2BPS180061V000197
2BPS180021V000049	2BPS180071V000094	2BPS180071V000144	2BPS180081V000198
2BPS180091V000050	2BPS180091V000095	2BPS180001V000146	2BPS1800X1V000199
2BPS180001V000051	2BPS180021V000097	2BPS180021V000147	2BPS180021V000200
2BPS180021V000052	2BPS180041V000098	2BPS180041V000148	2BPS180041V000201
2BPS180041V000053	2BPS180061V000099	2BPS180061V000149	2BPS180061V000202
2BPS180061V000054	2BPS180091V000100	2BPS180061V000152	2BPS180081V000203
2BPS180081V000055	2BPS180001V000101	2BPS180081V000153	2BPS1800X1V000204
2BPS1800X1V000056	2BPS180021V000102	2BPS1800X1V000154	2BPS180011V000205
2BPS180011V000057	2BPS180041V000103	2BPS180031V000156	2BPS180031V000206
2BPS180031V000058	2BPS180061V000104	2BPS180051V000157	2BPS180051V000207
2BPS180051V000059	2BPS180081V000105	2BPS180071V000158	2BPS180071V000208
2BPS180011V000060	2BPS1800X1V000106	2BPS180091V000159	2BPS180091V000209
2BPS180031V000061	2BPS180011V000107	2BPS180071V000161	2BPS180051V000210
2BPS180051V000062	2BPS180031V000108	2BPS180021V000164	2BPS180071V000211
2BPS180071V000063	2BPS180051V000109	2BPS180041V000165	2BPS180091V000212
2BPS180091V000064	2BPS180011V000110	2BPS180061V000166	2BPS180001V000213
2BPS180001V000065	2BPS180031V000111	2BPS180081V000167	2BPS180021V000214
2BPS180061V000068	2BPS180051V000112	2BPS1800X1V000168	2BPS180041V000215
2BPS180041V000070	2BPS180071V000113	2BPS180081V000170	2BPS180061V000216
2BPS180061V000071	2BPS180091V000114	2BPS180031V000173	2BPS180081V000217
2BPS180081V000072	2BPS180021V000116	2BPS180051V000174	2BPS1800X1V000218
2BPS1800X1V000073	2BPS180041V000117	2BPS180071V000175	2BPS180011V000219
2BPS180011V000074	2BPS180061V000118	2BPS180091V000176	2BPS180081V000220
2BPS180031V000075	2BPS180081V000119	2BPS180001V000177	2BPS1800X1V000221
2BPS180051V000076	2BPS180041V000120	2BPS180021V000178	2BPS180011V000222
2BPS180071V000077	2BPS180061V000121	2BPS180041V000179	2BPS180031V000223
2BPS180091V000078	2BPS180081V000122	2BPS180001V000180	2BPS180051V000224
2BPS180001V000079	2BPS180011V000124	2BPS180041V000182	2BPS180071V000225
2BPS180071V000080	2BPS180031V000125	2BPS180061V000183	2BPS180091V000226
2BPS180091V000081	2BPS180051V000126	2BPS180081V000184	2BPS180001V000227
2BPS180001V000082	2BPS180071V000127	2BPS1800X1V000185	2BPS180021V000228
2BPS180021V000083	2BPS180071V000130	2BPS180011V000186	2BPS180041V000229
2BPS180041V000084	2BPS180001V000132	2BPS180031V000187	2BPS180001V000230
2BPS180061V000085	2BPS180021V000133	2BPS180071V000189	2BPS180021V000231
2BPS180081V000086	2BPS180041V000134	2BPS180031V000190	2BPS180061V000233
2BPS1800X1V000087	2BPS180061V000135	2BPS180051V000191	2BPS180081V000234
2BPS180011V000088	2BPS180081V000136	2BPS180071V000192	2BPS180011V000236
2BPS180031V000089	2BPS1800X1V000137	2BPS180091V000193	2BPS180031V000237
2BPS1800X1V000090	2BPS180011V000138	2BPS180001V000194	2BPS180051V000238

Model 1800 (cond't)

2BPS180071V000239	2BPS180001V000289	2BPS180091V000338	2BPS1800X1V000428
2BPS180031V000240	2BPS180071V000290	2BPS180071V000340	2BPS180011V000429
2BPS180051V000241	2BPS180091V000291	2BPS180091V000341	2BPS180011V000432
2BPS180071V000242	2BPS180021V000293	2BPS180001V000342	2BPS180051V000434
2BPS180001V000244	2BPS180041V000294	2BPS180021V000343	2BPS180071V000435
2BPS180021V000245	2BPS180061V000295	2BPS180041V000344	2BPS180001V000437
2BPS180041V000246	2BPS180081V000296	2BPS180061V000345	2BPS180021V000438
2BPS180061V000247	2BPS1800X1V000297	2BPS180081V000346	2BPS180041V000439
2BPS180081V000248	2BPS180011V000298	2BPS1800X1V000347	2BPS180001V000440
2BPS180061V000250	2BPS180031V000299	2BPS180011V000348	2BPS180021V000441
2BPS180081V000251	2BPS180061V000300	2BPS180031V000349	2BPS180061V000443
2BPS180011V000253	2BPS180081V000301	2BPS1800X1V000350	2BPS180031V000447
2BPS180031V000254	2BPS1800X1V000302	2BPS180011V000351	2BPS180031V000450
2BPS180051V000255	2BPS180011V000303	2BPS180031V000352	2BPS180051V000451
2BPS180071V000256	2BPS180031V000304	2BPS180051V000353	2BPS180091V000453
2BPS180091V000257	2BPS180051V000305	2BPS180001V000356	2BPS180021V000455
2BPS180001V000258	2BPS180071V000306	2BPS180021V000357	2BPS180041V000456
2BPS180021V000259	2BPS180091V000307	2BPS180061V000359	2BPS180061V000457
2BPS180001V000261	2BPS180001V000308	2BPS180021V000360	2BPS180081V000458
2BPS180041V000263	2BPS180021V000309	2BPS180081V000363	2BPS1800X1V000459
2BPS180061V000264	2BPS180001V000311	2BPS1800X1V000364	2BPS180061V000460
2BPS180081V000265	2BPS180041V000313	2BPS180011V000365	2BPS180081V000461
2BPS180031V000268	2BPS180061V000314	2BPS180051V000367	2BPS1800X1V000462
2BPS180051V000269	2BPS180011V000317	2BPS180071V000368	2BPS180011V000463
2BPS180011V000270	2BPS180031V000318	2BPS180001V000373	2BPS180031V000464
2BPS180031V000271	2BPS180051V000319	2BPS180021V000374	2BPS180051V000465
2BPS180051V000272	2BPS180011V000320	2BPS180081V000377	2BPS180071V000466
2BPS180071V000273	2BPS180031V000321	2BPS180051V000384	2BPS180091V000467
2BPS180091V000274	2BPS180051V000322	2BPS180021V000388	2BPS180001V000468
2BPS180001V000275	2BPS180071V000323	2BPS180021V000391	2BPS180091V000470
2BPS180021V000276	2BPS180091V000324	2BPS180011V000396	2BPS180001V000471
2BPS180041V000277	2BPS180001V000325	2BPS180071V000399	2BPS180021V000472
2BPS180061V000278	2BPS180021V000326	2BPS180031V000402	2BPS180041V000473
2BPS180081V000279	2BPS180041V000327	2BPS180071V000404	2BPS180081V000475
2BPS180041V000280	2BPS180061V000328	2BPS180091V000405	2BPS1800X1V000476
2BPS180061V000281	2BPS180081V000329	2BPS180001V000406	2BPS180011V000477
2BPS180081V000282	2BPS180041V000330	2BPS1800X1V000414	2BPS180031V000478
2BPS1800X1V000283	2BPS180061V000331	2BPS180051V000417	2BPS180051V000479
2BPS180011V000284	2BPS180081V000332	2BPS180051V000420	2BPS180011V000480
2BPS180031V000285	2BPS180011V000334	2BPS180071V000421	2BPS180031V000481
2BPS180051V000286	2BPS180031V000335	2BPS180091V000422	2BPS180021V000486
2BPS180071V000287	2BPS180051V000336	2BPS180001V000423	
2BPS180091V000288	2BPS180071V000337	2BPS180081V000427	

Model 1801

2BPS180161V000001	2BPS180101V000043	2BPS180151V000085	2BPS180181V000128
2BPS180181V000002	2BPS180121V000044	2BPS180171V000086	2BPS1801X1V000129
2BPS1801X1V000003	2BPS180141V000045	2BPS180191V000087	2BPS180161V000130
2BPS180111V000004	2BPS180161V000046	2BPS180101V000088	2BPS180181V000131
2BPS180131V000005	2BPS180181V000047	2BPS180121V000089	2BPS1801X1V000132
2BPS180151V000006	2BPS1801X1V000048	2BPS180191V000090	2BPS180111V000133
2BPS180171V000007	2BPS180111V000049	2BPS180101V000091	2BPS180131V000134
2BPS180191V000008	2BPS180181V000050	2BPS180121V000092	2BPS180151V000135
2BPS180101V000009	2BPS1801X1V000051	2BPS180141V000093	2BPS180171V000136
2BPS180171V000010	2BPS180111V000052	2BPS180161V000094	2BPS180191V000137
2BPS180191V000011	2BPS180131V000053	2BPS180181V000095	2BPS180101V000138
2BPS180101V000012	2BPS180151V000054	2BPS1801X1V000096	2BPS180121V000139
2BPS180121V000013	2BPS180171V000055	2BPS180111V000097	2BPS180191V000140
2BPS180141V000014	2BPS180191V000056	2BPS180131V000098	2BPS180101V000141
2BPS180161V000015	2BPS180101V000057	2BPS180151V000099	2BPS180121V000142
2BPS180181V000016	2BPS180121V000058	2BPS180181V000100	2BPS180141V000143
2BPS1801X1V000017	2BPS180141V000059	2BPS1801X1V000101	2BPS180161V000144
2BPS180111V000018	2BPS180101V000060	2BPS180111V000102	2BPS180181V000145
2BPS180131V000019	2BPS180121V000061	2BPS180131V000103	2BPS1801X1V000146
2BPS1801X1V000020	2BPS180141V000062	2BPS180151V000104	2BPS180111V000147
2BPS180111V000021	2BPS180161V000063	2BPS180171V000105	2BPS180131V000148
2BPS180131V000022	2BPS180181V000064	2BPS180191V000106	2BPS180151V000149
2BPS180151V000023	2BPS1801X1V000065	2BPS180101V000107	2BPS180111V000150
2BPS180171V000024	2BPS180111V000066	2BPS180121V000108	2BPS180131V000151
2BPS180191V000025	2BPS180131V000067	2BPS180141V000109	2BPS180151V000152
2BPS180101V000026	2BPS180151V000068	2BPS180101V000110	2BPS180171V000153
2BPS180121V000027	2BPS180171V000069	2BPS180121V000111	2BPS180191V000154
2BPS180141V000028	2BPS180131V000070	2BPS180141V000112	2BPS180101V000155
2BPS180161V000029	2BPS180151V000071	2BPS180161V000113	2BPS180121V000156
2BPS180121V000030	2BPS180171V000072	2BPS180181V000114	2BPS180141V000157
2BPS180141V000031	2BPS180191V000073	2BPS1801X1V000115	2BPS180161V000158
2BPS180161V000032	2BPS180101V000074	2BPS180111V000116	2BPS180181V000159
2BPS180181V000033	2BPS180121V000075	2BPS180131V000117	2BPS180141V000160
2BPS1801X1V000034	2BPS180141V000076	2BPS180151V000118	2BPS180161V000161
2BPS180111V000035	2BPS180161V000077	2BPS180171V000119	2BPS180181V000162
2BPS180131V000036	2BPS180181V000078	2BPS180151V000121	2BPS1801X1V000163
2BPS180151V000037	2BPS1801X1V000079	2BPS180171V000122	2BPS180111V000164
2BPS180171V000038	2BPS180161V000080	2BPS180191V000123	2BPS180131V000165
2BPS180191V000039	2BPS180181V000081	2BPS180101V000124	2BPS180151V000166
2BPS180151V000040	2BPS1801X1V000082	2BPS180121V000125	2BPS180171V000167
2BPS180171V000041	2BPS180111V000083	2BPS180141V000126	2BPS180191V000168
2BPS180191V000042	2BPS180131V000084	2BPS180161V000127	2BPS180101V000169

Model 1801 (cond't)

2BPS180171V000170	2BPS180121V000187	2BPS180191V000204	2BPS180191V000221
2BPS180191V000171	2BPS180141V000188	2BPS180101V000205	2BPS180101V000222
2BPS180101V000172	2BPS180161V000189	2BPS180121V000206	2BPS180121V000223
2BPS180121V000173	2BPS180121V000190	2BPS180141V000207	2BPS180141V000224
2BPS180141V000174	2BPS180141V000191	2BPS180161V000208	2BPS180161V000225
2BPS180161V000175	2BPS180161V000192	2BPS180181V000209	2BPS180181V000226
2BPS180181V000176	2BPS180181V000193	2BPS180141V000210	2BPS1801X1V000227
2BPS1801X1V000177	2BPS1801X1V000194	2BPS180161V000211	2BPS180111V000228
2BPS180111V000178	2BPS180111V000195	2BPS180181V000212	2BPS180131V000229
2BPS180131V000179	2BPS180131V000196	2BPS1801X1V000213	2BPS1801X1V000230
2BPS1801X1V000180	2BPS180151V000197	2BPS180111V000214	2BPS180111V000231
2BPS180111V000181	2BPS180171V000198	2BPS180131V000215	2BPS180131V000232
2BPS180131V000182	2BPS180191V000199	2BPS180151V000216	2BPS180151V000233
2BPS180151V000183	2BPS180111V000200	2BPS180171V000217	2BPS180171V000234
2BPS180171V000184	2BPS180131V000201	2BPS180191V000218	2BPS180191V000235
2BPS180191V000185	2BPS180151V000202	2BPS180101V000219	
2BPS180101V000186	2BPS180171V000203	2BPS180171V000220	

Model 1802

2BPS180261V000007	2BPS180251V000113	2BPS1802X1V000138	2BPS180231V000160
2BPS180251V000046	2BPS180271V000114	2BPS180211V000139	2BPS180251V000161
2BPS180201V000049	2BPS180201V000116	2BPS180281V000140	2BPS180271V000162
2BPS180221V000053	2BPS180221V000117	2BPS1802X1V000141	2BPS180291V000163
2BPS180251V000063	2BPS180241V000118	2BPS180211V000142	2BPS180201V000164
2BPS180241V000068	2BPS180261V000119	2BPS180231V000143	2BPS180221V000165
2BPS180241V000071	2BPS180221V000120	2BPS180251V000144	2BPS180241V000166
2BPS180261V000072	2BPS180241V000121	2BPS180271V000145	2BPS180261V000167
2BPS180281V000073	2BPS180261V000122	2BPS180291V000146	2BPS180281V000168
2BPS180291V000079	2BPS180281V000123	2BPS180201V000147	2BPS1802X1V000169
2BPS180251V000080	2BPS180211V000125	2BPS180221V000148	2BPS180261V000170
2BPS180271V000081	2BPS180251V000127	2BPS180241V000149	2BPS180281V000171
2BPS180221V000084	2BPS180271V000128	2BPS180201V000150	2BPS1802X1V000172
2BPS180241V000085	2BPS180291V000129	2BPS180221V000151	2BPS180211V000173
2BPS1802X1V000088	2BPS180251V000130	2BPS180241V000152	2BPS180231V000174
2BPS180271V000095	2BPS180271V000131	2BPS180261V000153	2BPS180251V000175
2BPS180241V000099	2BPS180291V000132	2BPS180281V000154	2BPS180271V000176
2BPS180201V000102	2BPS180201V000133	2BPS1802X1V000155	2BPS180291V000177
2BPS180221V000103	2BPS180221V000134	2BPS180211V000156	2BPS180201V000178
2BPS180281V000106	2BPS180241V000135	2BPS180231V000157	2BPS180221V000179
2BPS1802X1V000110	2BPS180261V000136	2BPS180251V000158	2BPS180291V000180
2BPS180211V000111	2BPS180281V000137	2BPS180271V000159	2BPS180201V000181

Model 1802 (cond't)

2BPS180221V000182	2BPS180251V000225	2BPS180211V000285	2BPS180261V000332
2BPS180241V000183	2BPS180271V000226	2BPS180251V000287	2BPS180281V000333
2BPS180261V000184	2BPS180201V000228	2BPS180271V000288	2BPS1802X1V000334
2BPS180281V000185	2BPS180221V000229	2BPS180291V000289	2BPS180211V000335
2BPS1802X1V000186	2BPS180291V000230	2BPS180251V000290	2BPS180231V000336
2BPS180211V000187	2BPS180201V000231	2BPS180201V000293	2BPS180251V000337
2BPS180231V000188	2BPS180221V000232	2BPS180221V000294	2BPS180271V000338
2BPS180251V000189	2BPS180241V000233	2BPS180261V000296	2BPS180291V000339
2BPS180211V000190	2BPS180261V000234	2BPS180211V000299	2BPS180251V000340
2BPS180231V000191	2BPS180281V000235	2BPS180241V000300	2BPS180271V000341
2BPS180251V000192	2BPS1802X1V000236	2BPS180261V000301	2BPS180291V000342
2BPS180271V000193	2BPS180211V000237	2BPS180281V000302	2BPS180201V000343
2BPS180291V000194	2BPS180231V000238	2BPS1802X1V000303	2BPS180221V000344
2BPS180201V000195	2BPS180251V000239	2BPS180211V000304	2BPS180241V000345
2BPS180221V000196	2BPS180211V000240	2BPS180231V000305	2BPS180261V000346
2BPS180241V000197	2BPS180231V000241	2BPS180251V000306	2BPS180281V000347
2BPS180261V000198	2BPS180251V000242	2BPS180271V000307	2BPS1802X1V000348
2BPS180281V000199	2BPS180271V000243	2BPS180291V000308	2BPS180211V000349
2BPS180201V000200	2BPS180291V000244	2BPS180271V000310	2BPS180281V000350
2BPS180221V000201	2BPS180201V000245	2BPS180291V000311	2BPS1802X1V000351
2BPS180241V000202	2BPS180221V000246	2BPS180201V000312	2BPS180211V000352
2BPS180261V000203	2BPS180281V000249	2BPS180221V000313	2BPS180231V000353
2BPS180281V000204	2BPS180241V000250	2BPS180241V000314	2BPS180251V000354
2BPS1802X1V000205	2BPS180261V000251	2BPS180261V000315	2BPS180271V000355
2BPS180211V000206	2BPS180281V000252	2BPS180281V000316	2BPS180291V000356
2BPS180231V000207	2BPS1802X1V000253	2BPS1802X1V000317	2BPS180201V000357
2BPS180251V000208	2BPS180211V000254	2BPS180211V000318	2BPS180221V000358
2BPS180271V000209	2BPS180231V000255	2BPS180231V000319	2BPS180241V000359
2BPS180231V000210	2BPS180251V000256	2BPS1802X1V000320	2BPS180201V000360
2BPS180251V000211	2BPS180271V000257	2BPS180211V000321	2BPS180221V000361
2BPS180271V000212	2BPS180291V000258	2BPS180231V000322	2BPS180241V000362
2BPS180221V000215	2BPS180201V000259	2BPS180251V000323	2BPS180261V000363
2BPS180241V000216	2BPS180291V000261	2BPS180271V000324	2BPS180281V000364
2BPS180261V000217	2BPS180201V000262	2BPS180291V000325	2BPS1802X1V000365
2BPS1802X1V000219	2BPS180221V000263	2BPS180201V000326	2BPS180211V000366
2BPS180261V000220	2BPS1802X1V000267	2BPS180221V000327	2BPS180231V000367
2BPS180281V000221	2BPS180211V000268	2BPS180241V000328	2BPS180251V000368
2BPS1802X1V000222	2BPS1802X1V000270	2BPS180261V000329	2BPS180271V000369
2BPS180211V000223	2BPS180231V000272	2BPS180221V000330	2BPS180231V000370
2BPS180231V000224	2BPS180241V000281	2BPS180241V000331	2BPS180251V000371

Model 1803

2BPS180341V000001	2BPS180361V000047	2BPS180391V000091	2BPS180351V000136
2BPS180361V000002	2BPS180381V000048	2BPS180301V000092	2BPS180371V000137
2BPS180381V000003	2BPS1803X1V000049	2BPS180321V000093	2BPS180391V000138
2BPS1803X1V000004	2BPS180361V000050	2BPS180341V000094	2BPS180301V000139
2BPS180311V000005	2BPS180381V000051	2BPS180361V000095	2BPS180371V000140
2BPS180331V000006	2BPS1803X1V000052	2BPS180381V000096	2BPS180301V000142
2BPS180351V000007	2BPS180311V000053	2BPS1803X1V000097	2BPS180321V000143
2BPS180391V000009	2BPS180331V000054	2BPS180311V000098	2BPS180341V000144
2BPS180351V000010	2BPS180351V000055	2BPS180331V000099	2BPS180361V000145
2BPS180371V000011	2BPS180371V000056	2BPS180361V000100	2BPS180381V000146
2BPS180391V000012	2BPS180391V000057	2BPS180381V000101	2BPS1803X1V000150
2BPS180301V000013	2BPS180301V000058	2BPS1803X1V000102	2BPS180311V000151
2BPS180321V000014	2BPS180321V000059	2BPS180311V000103	2BPS180331V000152
2BPS180341V000015	2BPS180391V000060	2BPS180351V000105	2BPS180371V000154
2BPS180361V000016	2BPS180301V000061	2BPS180371V000106	2BPS180391V000155
2BPS180381V000017	2BPS180321V000062	2BPS180391V000107	2BPS180301V000156
2BPS1803X1V000018	2BPS180341V000063	2BPS180301V000108	2BPS180321V000157
2BPS180311V000019	2BPS180361V000064	2BPS180321V000109	2BPS180341V000158
2BPS180381V000020	2BPS1803X1V000066	2BPS180391V000110	2BPS180361V000159
2BPS180331V000023	2BPS180311V000067	2BPS180301V000111	2BPS180321V000160
2BPS180351V000024	2BPS180331V000068	2BPS180321V000112	2BPS180341V000161
2BPS180391V000026	2BPS180351V000069	2BPS180341V000113	2BPS180361V000162
2BPS180301V000027	2BPS180311V000070	2BPS180361V000114	2BPS180381V000163
2BPS180321V000028	2BPS180331V000071	2BPS180381V000115	2BPS1803X1V000164
2BPS180341V000029	2BPS180351V000072	2BPS180311V000117	2BPS180331V000166
2BPS180301V000030	2BPS180391V000074	2BPS180331V000118	2BPS180351V000167
2BPS180321V000031	2BPS180301V000075	2BPS180351V000119	2BPS180371V000168
2BPS180341V000032	2BPS180321V000076	2BPS180311V000120	2BPS180391V000169
2BPS180361V000033	2BPS180341V000077	2BPS180331V000121	2BPS180351V000170
2BPS180381V000034	2BPS180361V000078	2BPS180351V000122	2BPS180371V000171
2BPS1803X1V000035	2BPS180381V000079	2BPS180371V000123	2BPS180391V000172
2BPS180311V000036	2BPS180341V000080	2BPS180301V000125	2BPS180321V000174
2BPS180331V000037	2BPS180361V000081	2BPS180321V000126	2BPS180341V000175
2BPS180351V000038	2BPS180381V000082	2BPS180341V000127	2BPS180361V000176
2BPS180371V000039	2BPS1803X1V000083	2BPS180361V000128	2BPS180381V000177
2BPS180331V000040	2BPS180311V000084	2BPS180381V000129	2BPS1803X1V000178
2BPS180351V000041	2BPS180331V000085	2BPS180341V000130	2BPS180311V000179
2BPS180371V000042	2BPS180351V000086	2BPS180361V000131	2BPS180381V000180
2BPS180391V000043	2BPS180371V000087	2BPS180381V000132	2BPS1803X1V000181
2BPS180301V000044	2BPS180391V000088	2BPS1803X1V000133	2BPS180311V000182
2BPS180321V000045	2BPS180301V000089	2BPS180311V000134	2BPS180331V000183
2BPS180341V000046	2BPS180371V000090	2BPS180331V000135	2BPS180351V000184

Model 1803 (cond't)

2BPS180371V000185	2BPS180361V000193	2BPS180331V000202	2BPS180341V000211
2BPS180391V000186	2BPS180381V000194	2BPS180351V000203	2BPS180361V000212
2BPS180321V000188	2BPS1803X1V000195	2BPS180301V000206	2BPS180381V000213
2BPS180341V000189	2BPS180331V000197	2BPS180321V000207	2BPS1803X1V000214
2BPS180301V000190	2BPS180351V000198	2BPS180341V000208	
2BPS180321V000191	2BPS1803X1V000200	2BPS180361V000209	
2BPS180341V000192	2BPS180311V000201	2BPS180321V000210	

SAFETY RECALL NOTICE



BOMBARDIER *RECREATIONAL PRODUCTS*

Bombardier Inc.

565 de la Montagne
Valcourt, Québec, Canada J0E 2L0
Telephone 1(450) 532-2211
Fax 1(450) 532-5032
<http://www.recreation.bombardier.com>

Date: October 27, 2000

Certified Mail

Dear Formula* Deluxe 500 (standard package) and/or Grand Touring* 500 (standard package) Ski-Doo® snowmobile Owner,

This Safety Alert/Recall/Campaign is being conducted in cooperation with the U.S. Consumer Product Safety Commission, Washington, DC in the U.S., and with Transport Canada in Canada, who will monitor its effectiveness.

What is the reason for this notice?

Bombardier Motor Corporation of America in the U.S. and Bombardier Inc., Recreational Products, in Canada are conducting a voluntary safety recall of certain 2001 model year Formula Deluxe 500 standard package snowmobiles (models 1778, 1779, 1780 and 1781) and Grand Touring 500 standard package snowmobiles (models 1799, 1800, 1801, 1802 and 1803). Our records indicate that you are the owner of a potentially affected vehicle.

What is the problem?

A defect may exist on some of the above snowmobiles, whereby the *throttle lever may fail to return from its first stage operation*. If this occurs, it could lead to loss of speed control and possible collision with bystanders, a fixed object or another vehicle.

What should you do?

Call an authorized Ski-Doo dealer and make an appointment to have your snowmobile inspected or inspected and repaired. **Do not use nor even start your snowmobile until your dealer has performed the corrective action.** *This work will be performed at no charge to you.*

What to do if you feel this notice is an error?

This notice was mailed to you according to the most current information we have available. If you no longer own this vehicle or some information in this notice is incorrect, please contact Bombardier at your earliest convenience.

If you have questions.

If you have questions about this notice, or need assistance for contacting an authorized Ski-Doo snowmobile dealer, please call **1 (715) 848-4957 (USA) or 1 (819) 566-3366 (Canada)**.

We apologize for any inconvenience this may cause you and wish to thank you for your immediate attention to this matter.ˆ

Sincerely,

After-Sales Service Department
Bombardier Inc., Recreational Products, Bombardier Motor Corporation of America

Please route to :

<input type="checkbox"/> Service	<input type="checkbox"/> Init.
<input type="checkbox"/> Sales	<input type="checkbox"/>
<input type="checkbox"/> Parts	<input type="checkbox"/>



**WARRANTY
CAMPAIGN**

SNOWMOBILES



CAUTION: All involved customers must be notified, all involved units must be corrected as per instructions herein.

Campaign no.
2001-0006

No. **2001-6**

Date: November 17, 2000

SUBJECT: Driven Pulley Spring

YEAR	MODEL	PKGE	MODEL NUMBER	SERIAL NUMBER
2001	MX® Z 800 yellow/black/red	X	1663/1664/1666	Refer to the NOTE below.
	MX Z 700 yellow/black/red	X	1670/1671/1672/1673/1674/1675	
	MX Z 700 yellow/black	Trail	1676/1677/1678/1679	
	MX Z 700 yellow/black/red	Adrenaline	1680/1681/1682/1683/1684/1685	
	MX Z 700 yellow/black	Standard	1686/1687/1688/1689/1690	
	MX Z 800 yellow/black	Standard	1870/1871/1872/1873	
	Summit® 800 yellow/black/red	X	1740/1741/1742/1743/1744/1745/1746	
	Summit 800 yellow/black	H.M.	1862/1863/1864/1865	
	Summit 800 yellow/black/red	Standard	1866/1867/1868/1869	
	Summit 800 yellow/black/red	H.M. X	1723/1724/1725/1726/1727/1728/1824	
	Formula® Deluxe 700 red/cloud	GSE	1764/1765/1766/1767	
	Formula Deluxe 700 red/cloud	GS	1768/1769/1770/1771/1772	
	Grand Touring® 700 black/cloud	GS	1789/1790/1791/1792/1793	

NOTE: All vehicles invoiced before November 15, 2000. Refer to BOSSWeb to find out if your vehicles are involved.

PROBLEM

Driven pulley spring comes in contact with cam hub. Spring diameter decreases progressively once compressed and under torsion; this causes the spring to bind on cam hub. **This condition prevents sliding half from opening completely and causes engine overrevving as well as reduces performance.**

SOLUTION

Change driven pulley spring and adjust driven pulley spring pre-load to specification.

PART REQUIRED

DESCRIPTION	PART NUMBER	QUANTITY
Spring (white)	504 152 070	1

NOTE: Order part through regular channel.

Parts will be available starting Monday, November 20th, 2000.

PROCEDURE


Driven Pulley Removal

Remove belt guard and drive belt from vehicle.

Remove cap screw and shouldered washer then pull the driven pulley off the countershaft.

Note shouldered washer position for reinstallation.

Be careful not to lose spacer.




A30D0HA

TYPICAL

1. Spacer
2. Shoulder on this side

Driven Pulley Disassembly

Use spring compressor (P/N 529 018 600).




A30D0IA

Remove snap ring and washer to disassemble the cam and the 2 pulley halves.

⚠ WARNING

Driven pulley cam is spring loaded. Make sure that parts do not pop out when unscrewing the above-mentioned tool .

Note spring position in cam and remove cam.




A15D3FA

1. Spring position in cam

Take care not to lose key.

Note spring position in driven pulley sliding half then remove spring.



A15D3GA


1. Spring position in driven pulley sliding half

Insert new spring (white) in cam making sure to select proper positioning hole and that spring is properly inserted. If spring end is hard to push in hole, try other end of spring.

Align cam slot with key and insert other end of spring in proper positioning hole of sliding half.

Using spring compressor, slowly insert cam in sliding half.

Turn sliding half approximately a 1/4 of a turn counterclockwise to align cam angle with slider shoe and then lower cam enough to secure snap ring.



TURN COUNTERCLOCKWISE APPROXIMATELY 1/4 OF A TURN

Spring Torsional Pre-load

To check spring pre-load adjustment, use spring scale hook (P/N 529 006 500) and a spring scale.

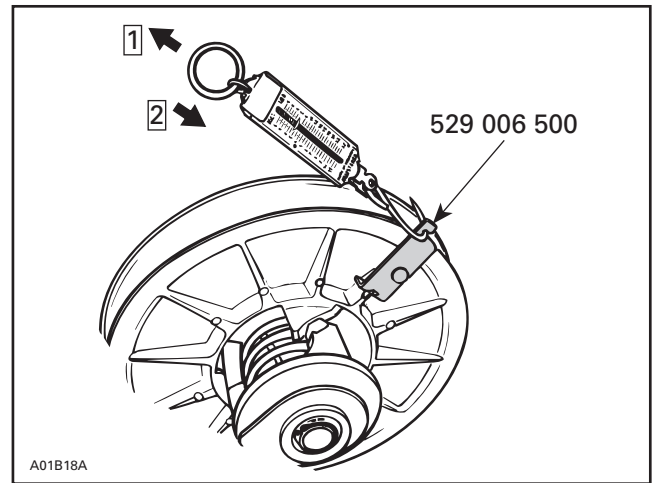
Install the hook on the sliding half. Preventing fixed half from turning, pull sliding half with the spring scale perpendicularly with pulley axle.

Take 1st measurement when sliding half begins to turn. Rotate sliding half to 10 mm (3/8 in) of rotation. Hold spring scale at this position. Slowly release tension from spring scale and take 2nd measurement when sliding half begins to return. Spring pre-load is the average measurement between these two.

$$\frac{\begin{array}{c} 1^{\text{st}} \\ \text{measurement} \\ \text{(when} \\ \text{opening)} \end{array} + \begin{array}{c} 2^{\text{nd}} \\ \text{measurement} \\ \text{(when} \\ \text{closing)} \end{array}}{2} = \text{Spring pre-load}$$

Example:

$$\frac{\begin{array}{c} 9.5 \text{ kg} \\ (21 \text{ lb}) \\ \text{(when} \\ \text{opening)} \end{array} + \begin{array}{c} 6.8 \text{ kg} \\ (15 \text{ lb}) \\ \text{(when} \\ \text{closing)} \end{array}}{2} = \begin{array}{c} 8.1 \text{ kg} \\ (18 \text{ lb}) \\ \text{Actual} \\ \text{spring} \\ \text{pre-load} \end{array}$$



TYPICAL

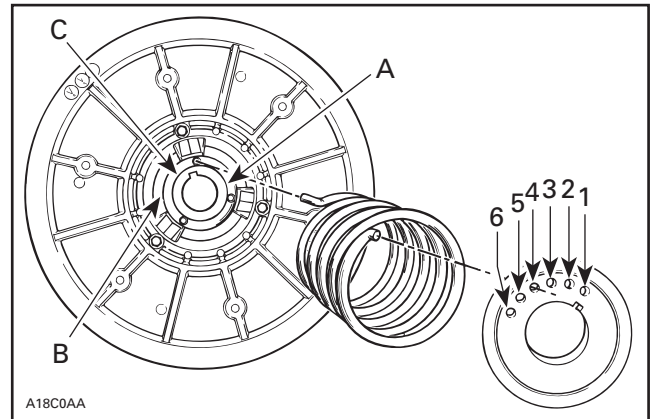
Step 1: 1st measurement

Step 2: 2nd measurement

Adjust spring pre-load to specification, between 17.6 lb (8.0 kg) and 19.6 lb (8.9 kg) ((±1.5 lb) (±0.7 kg)).

To adjust spring pre-load, relocate spring end in cam, moving it clockwise to increase the pre-load and counterclockwise to decrease it.

NOTE: If spring pre-load cannot be adjusted, try to relocate the other end of spring in sliding pulley (holes A, B and C).



TYPICAL

Letters and numbers shown in illustration are actual letters and numbers embossed on parts

NOTE: Always recheck torsional pre-load after adjusting.

NOTE: For high altitude regions, refer to *High Altitude Specifications Service Bulletin 2001-2* for information about calibration.

Reinstall driven pulley, properly install shouldered washer and snap ring and tighten pulley retaining screw to 22 N•m (16 lbf•ft).

Reinstall drive belt and belt guard.

WARRANTY

Complete a warranty claim form using the following information.

Campaign Number	2001-0006
Claim Type	07
Flat Rate Time	0.4 hour
Expiration Date	May 14, 2002

For claiming procedure, refer to the *Dealer Warranty Guide*.

NOTE: Dealers are required to return replaced springs to support their claims.

Canadian Dealers, return to:

Bombardier Inc.,
Recreational Products,
Warranty Parts Inspection Center,
565 de la Montagne,
Valcourt (Québec)
J0E 2L0

U.S.A. Dealers, return to:

Bombardier Motor Corporation of America,
c/o Warranty Department,
7575 Bombardier Court,
Wausau, WI
54402-8035

Please route to :

	Init.
<input type="checkbox"/> Service	<input type="checkbox"/>
<input type="checkbox"/> Sales	<input type="checkbox"/>
<input type="checkbox"/> Parts	<input type="checkbox"/>



QUALITY

SNOWMOBILES



NOTE: Repair only if described symptoms exist or are noticed.

Reference no.
2001-0007

No. **2001-7**

Date: January 26, 2001

**SUBJECT: Carburetor Calibration
Too Rich at Low Speed**

YEAR	MODEL	PACKAGE	MODEL NUMBER	SERIAL NUMBER
2001	Skandic™ 440 F	LT	1816/1817	All

NOTE: Proceed with the following corrective action **only** if you encounter poor performance at low speed on above-mentioned units.

PROBLEM

Carburation too rich at low speed causing engine to 4 stroke.

SOLUTION

Recalibrate carburation.

PARTS REQUIRED

DESCRIPTION	PART NUMBER	QTY
Needle Jet O-0 (159)	404 130 200	1
Needle 6DGY12	404 161 978	1
Main Jet 180	404 112 200	1
Pilot Jet 50	404 109 500	1
E-Clip	404 152 400	1
Nylon Packing	404 117 000	1

PROCEDURE

Refer to the *2001 Shop Manual, volume 1* (P/N 484 200 022), section 04-10, for proper carburation recalibration procedure.

Set as per following adjustments:

- throttle slide cut-away position at 1.4 mm
- air mixture screw at 1 turn
- needle clip position at 2.

NOTE: Ensure nylon packing is installed under E-clip.

WARRANTY

Use reference number to submit your claim.

Complete a warranty claim form using the following information:

Reference Number	2001-0007
Claim Type	07
Flat Rate Time	0.4
Expiration Date	2003/01/31

For claiming procedure, refer to the *Dealer Warranty Guide*.

NOTE: Dealers are required to return parts to support their claim(s).

Canadian Dealers, return to:

Bombardier Inc.,
Recreational Products,
Warranty Parts Inspection Center,
565 de la Montagne,
Valcourt (Québec)
J0E 2L0

U.S.A. Dealers, return to:

if shipped UPS:

Bombardier Motor Corporation of America,
c/o Warranty Department,
7575 Bombardier Court,
Wausau, WI
54401

if shipped by mail:

Bombardier Motor Corporation of America,
c/o Warranty Department,
P.O. Box 8006,
Wausau, WI
54402-8006

Please route to :

	Init.
<input type="checkbox"/> Service	<input type="checkbox"/>
<input type="checkbox"/> Sales	<input type="checkbox"/>
<input type="checkbox"/> Parts	<input type="checkbox"/>



WARRANTY CAMPAIGN

SNOWMOBILES



CAUTION: All involved customers must be notified, all involved units must be corrected as per instructions herein.

Campaign no.
2001-0008

No. **2001-8**

Date: February 2, 2001

SUBJECT: Engine Reliability

YEAR	MODEL	MODEL NUMBER	SERIAL NUMBER
2001	Skandic 600® WT LC	1810/1811	All

PROBLEM

Magneto side carburetor calibration is too lean. Ignition timing is too advanced. Lastly engine may overrev. All these situations may cause engine detonation leading to piston failure.

SOLUTION

Proceed with the following recalibration.

PARTS REQUIRED

DESCRIPTION	P/N	REQUIRED QUANTITY
330 main jet	404 101 400	1
Calibration cap	512 059 514	Auto-shipped

NOTE: Calibration cap will be auto-shipped to all authorized Ski-Doo dealers that have ordered one or more 2001 Skandic 600 WT LC. This calibration cap will be auto-shipped February, 8 2001, **free of charge.**

PROCEDURE

Readjust TRA calibration screws to position no. 3.

CAUTION: Do not completely remove calibration screw or its inside washer will fall off. Always adjust all 3 calibration screws and make sure they are all set at the same number.

Replace original 310 main jet in magneto side carburetor with a new 330 main jet.

Ensure air screws are set to 1-1/2 turns out.

Refer to the *2001 Shop Manual, Volume 1*, (P/N 484 200 022) for carburetor removal procedure.

WARNING

Fuel is flammable and explosive under certain conditions. Always wipe off any fuel or oil spillage from the vehicle. Ensure work area is well ventilated. Do not smoke or allow open flames or sparks in the vicinity.

Recalibrate MPEM using the calibration cap (P/N 512 059 514).

Ensure programmer used has been updated with the version 3.3 diskette (P/N 529 035 717); refer to *Service Bulletin 99-20*.

Connect programmer. Refer to *Programmer Guide*.

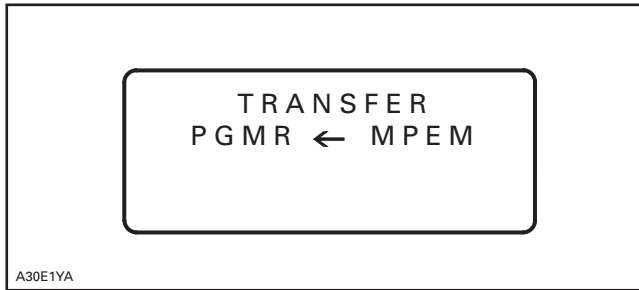
Use the 9-volt adaptor (P/N 529 035 675), (refer to following illustration).



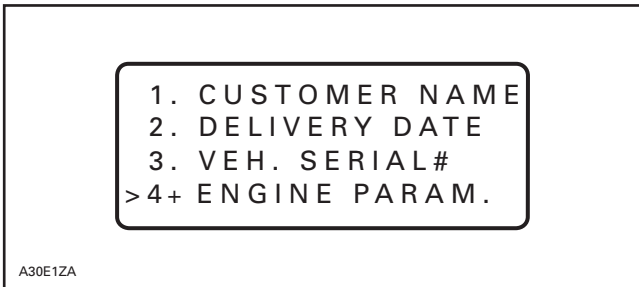
Connect 9-volt adaptor.

Press 3 for VEHICLE INFO, following screen appears temporarily:

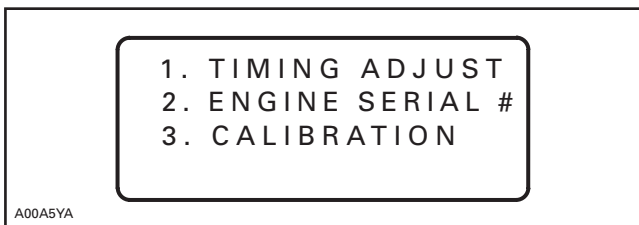
During data transfer, the following sign will appear: ←Trs.



Followed by this screen:

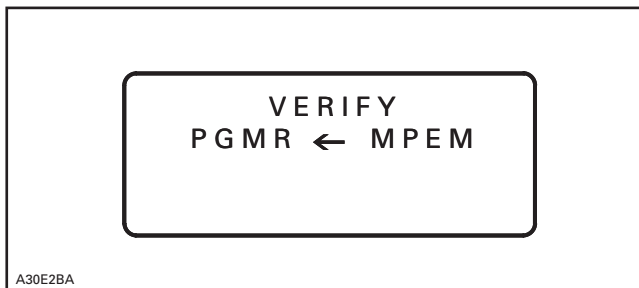


Press 4 for ENGINE PARAMETERS, following screen appears:

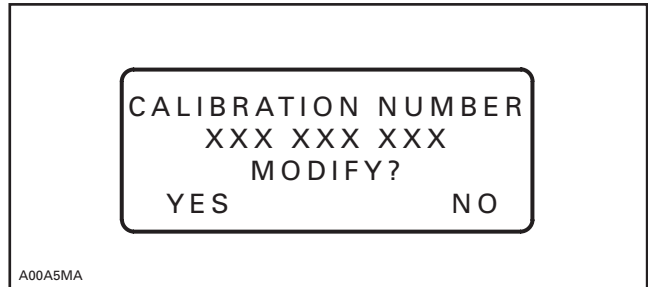


Press 3 for CALIBRATION.

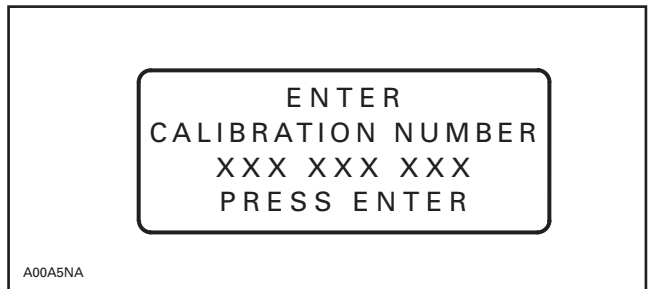
←Trs appears temporarily on the screen.



And then following screen shows the actual calibration number in the MPEM.



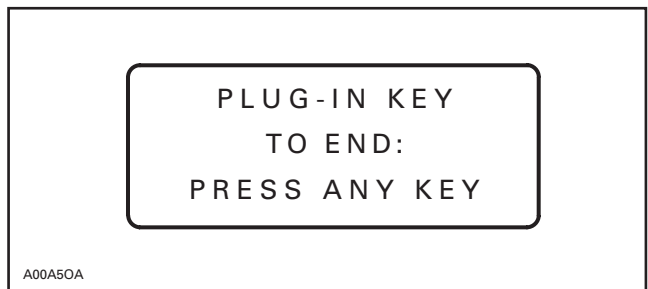
Select **YES** to MODIFY? and press ENTER; following screen appears:



Enter calibration number 512 059 515.

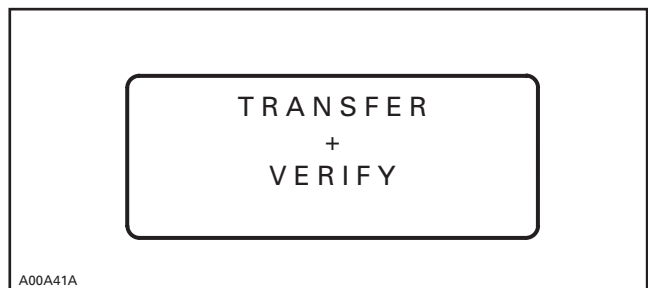
IMPORTANT: Be sure to enter number 512 059 515.

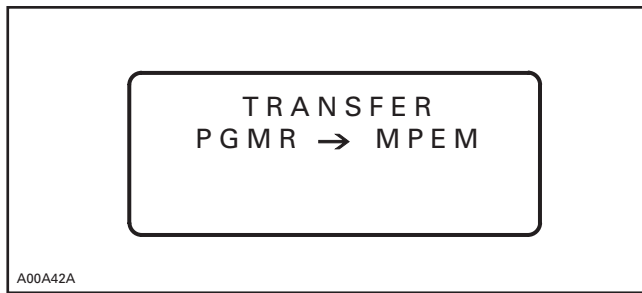
Press ENTER, following screen appears:



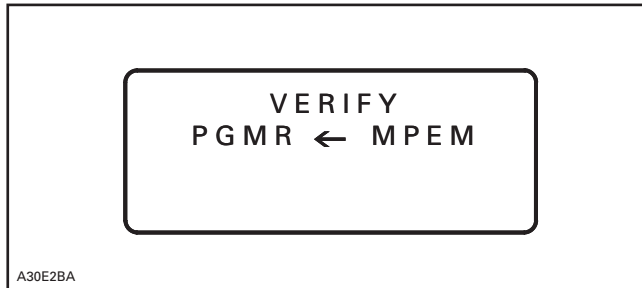
Plug the calibration cap (P/N 512 059 514) onto the programmer post, the following screens will appear temporarily:

Allow data to transfer, ←Trs will appear on screen.

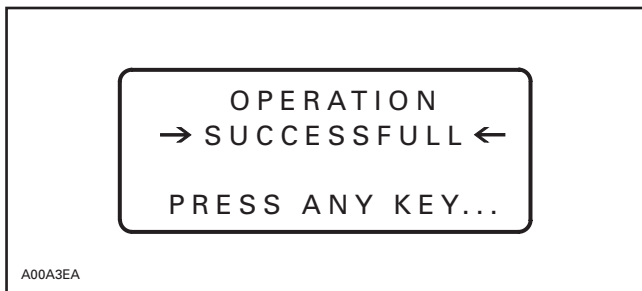




A00A42A

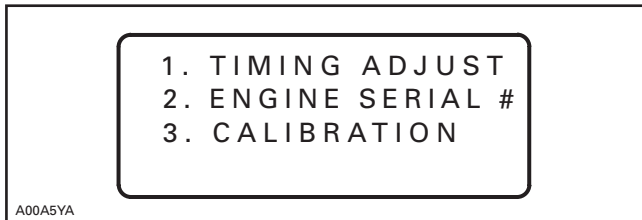


A30E2BA



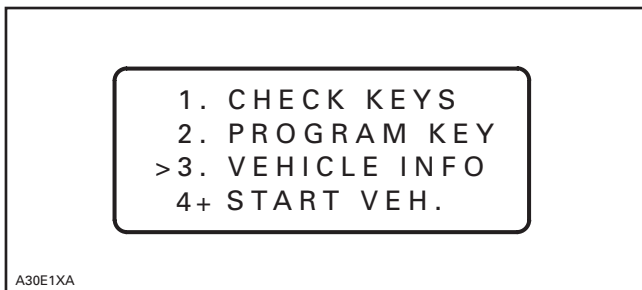
A00A3EA

Press any key, ← **Trs** will appear followed by next screen:



A00A5YA

Press MENU twice, following screen will appear:



A30E1XA

After procedure is completed, start engine. Warm-up engine to normal operating temperature. Ensure engine idle speed is 1300 - 1700 RPM.

NOTE: If an error occurred during data entry, the procedure will have to be restarted.

WARRANTY

Complete a warranty claim form using the following information.

Campaign Number	2001-0008
Claim Type	07
Flat Rate Time	0.7 hour
Expiration Date	January 31, 2002

For claiming procedure, refer to the *Dealer Warranty Guide*.

Dealers are requested to return replaced 310 main jet immediately after replacement.

Canadian Dealers, return to:

Bombardier Inc.,
Recreational Products,
Warranty Parts Inspection Center,
565 de la Montagne,
Valcourt (Québec)
J0E 2L0

USA Dealers, return to:

Bombardier Motor Corporation of America,
c/o Warranty Department,
P.O. Box 8006,
7575 Bombardier Court,
Wausau, WI
54402-8006

Ensure involved *Shop Manual* and *Specification Booklet* are updated accordingly.

SAFETY NOTICE



BOMBARDIER *RECREATIONAL PRODUCTS*

Bombardier Inc.

565 de la Montagne
Valcourt, Québec, Canada J0E 2L0
Telephone 1(450) 532-2211
Fax 1(450) 532-5032
<http://www.recreation.bombardier.com>

Date: March 8, 2001

Dear Dealer/Distributor:

Certified Mail

This notice relates to the **Bombardier/Ski-Doo Modular Helmet**. We have improved the **Bombardier/Ski-Doo Modular Helmet** to address certain customer feedback about frostbite. The improvement consists of a full-face mask designed specifically for use with the **Bombardier/Ski-Doo Modular Helmet**. We call it the **Modular Insulated Mask**, or "M-I-M" for short. The helmets available for sale in the coming season will all include MIMs in the box. However, in the interest of customer safety and satisfaction, we have decided to make MIMs available to all helmet owners free of charge, for helmets produced **before January 1st, 2000** (permanently written inside the helmet on the neck area). It is critically important that we have your full cooperation in fulfilling the terms of this initiative.

What is the reason for this initiative?

By not wearing additional protective headwear at all or by wearing additional headwear improperly, consumers may leave parts of their face exposed to the cold and thus more susceptible to frostbite. Accordingly, we are making the MIM available to make it easier for consumers to wear a full-face mask while riding.

What will Bombardier do?

Bombardier will issue a poster directing **Bombardier/Ski-Doo Modular Helmet** owners to bring their helmet to their dealer for a free MIM. Bombardier will send a supply of MIMs along with "Tips for Frostbite Prevention" to you shortly.

What should you do?

1. Give a MIM to any owner of a **Bombardier/Ski-Doo Modular Helmet with a production date prior to January 1st, 2000** (permanently written inside the helmet on the neck area), free of charge, along with a copy of the "Tips for Frostbite Prevention."
2. Display the two enclosed posters in prominent locations for 120 days.

If you have any questions about this initiative, please call **1-800-366-6692** (US) or **1-800-361-9980** (Canada) then, ask for **clothing**.

We have designed this solution to be easy for you to fulfill, and to give you the chance to send a message to your customers that you care about their safety and satisfaction, offering them a free solution, and driving store traffic. We are confident that you share our interest in ensuring that your customers are safe and satisfied. Thank you for your immediate attention to this matter.

Sincerely,

René Quenneville
After Sales Service Department
Bombardier Recreational Products

Please route to :

	Init.
<input type="checkbox"/> Service	<input type="checkbox"/>
<input type="checkbox"/> Sales	<input type="checkbox"/>
<input type="checkbox"/> Parts	<input type="checkbox"/>



No. **2001-9**

Date: March 8, 2001

SUBJECT: Modular Helmet vs. Frostbite

YEAR	MODEL	PRODUCED PRIOR TO
N.A.	Modular Helmet	January 1 st 2000 [Ⓢ]

Ⓢ Permanently written inside the helmet on the neck area.

PROBLEM

By not wearing additional protective head wear at all or by wearing additional head wear improperly, consumers may leave parts of their face exposed to the cold and thus more susceptible to frostbite.

SOLUTION

We are making the **Modular Insulated Mask (MIM)** available for helmets produced prior to January 1st 2000 to make it easier for consumers to wear a full-face mask while riding. All helmets after this production date have the MIM included.

Each dealer/distributor will be shipped MIMs equal to 30% of the helmets ordered, or 2 MIMs minimum whichever is greater. The remainder will follow this spring. Shipped free of charge. No labor involved.

PROCEDURE

Refer to attached self-explanatory letter addressed to all dealers/distributors.

ENCLOSURES

With this bulletin, we are including:

- Letter addressed to all dealers/distributors
- Tips for Frostbite Prevention Brochure
- Posters.

NOTE: If needed, additional enclosures are available free of charge through regular channel as per following table.

DESCRIPTION	PART NUMBER	QTY
Tips Bilingual Brochure	448 095 0000	1
French Poster	448 093 0000	1
English Poster	448 094 0000	1

Please route to :

	Init.
<input type="checkbox"/> Service	<input type="checkbox"/>
<input type="checkbox"/> Sales	<input type="checkbox"/>
<input type="checkbox"/> Parts	<input type="checkbox"/>



QUALITY

SNOWMOBILES



NOTE: Repair only if described symptoms exist or are noticed.

Campaign no.
2001-0009

No. **2001-11**

Date: April 13, 2001

SUBJECT: High Fuel Consumption

YEAR	MODEL	MODEL NUMBER	SERIAL NUMBER
2001	MX Z 600 (All Packages)	1691/1692/1693/1694/1695/1696/1697/ 1698/1699/1700/1701/1702/1703/1704/ 1705/1825/1826/1827/1828/1829/1830	All
2001	Summit 600 (STD Package)	1758/1759/1760/1761	All
2001	Formula Deluxe (All Packages)	1773/1774/1775/1776/1777/ 1831/1832/1833/1834	All
2001	Grand Touring 600 (STD Package)	1794/1795/1796/1797/1798	All

PROBLEM

High fuel consumption on all aforementioned models.

SOLUTION

Replace original needles and readjust pilot screws.

PROCEDURE


All Models

Remove belt guard to gain access to air silencer clamps.

Models Equipped with DPM

Disconnect air temperature sensor connector at air silencer.

Disconnect DPM air vent hose nipple from air silencer.



DPM-EQUIPPED MODELS

1. Air temperature sensor
2. DPM air vent hose nipple

Models without DPM

Disconnect carburetor float bowl vent hose nipple from air silencer.

Models Equipped with DPM

Unclip DPM manifold from its supports.

Remove DPM supports from air silencer by twisting them.

All Models

Loosen clamps retaining air silencer adapter to carburetor assembly and remove air silencer.


Needle Replacement

Proceed with both carburetors.

Remove carburetor cover.

Remove needle retainer screw.

Move aside needle retainer.




TYPICAL

1. Needle retainer moved aside

Pull needle out of carburetor. Take care not to lose plastic washer under needle circlip.

NOTE: Plastic washer may rest in carburetor. Make sure to reinstall it under needle circlip.



1. Plastic washer

Remove circlip from original needle 9HFY2/53. Both original needles have to be returned with the warranty claim.

Install circlip on new needle 9HGY1/58 (P/N 404 161 980). Make sure to reinstall plastic washer under circlip.

Reinstall new needle.

Move needle retainer over needle circlip.

Apply a small amount of Loctite 243 (P/N 293 800 060) on needle retainer screw threads.

Reinstall needle retainer screw.

Reinstall carburetor cover.

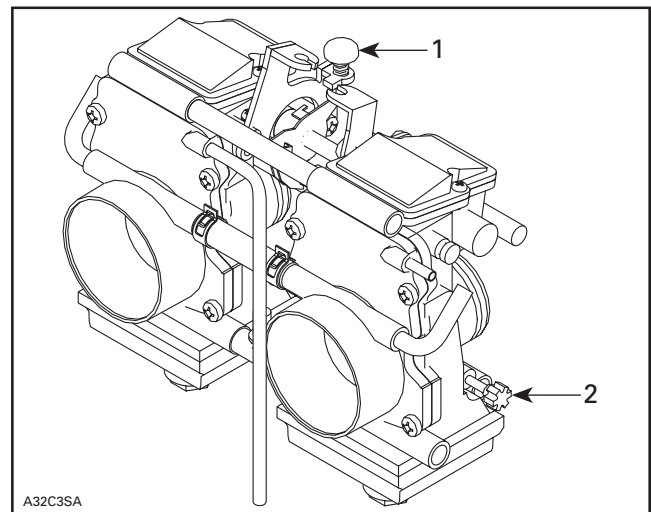
Proceed with the other carburetor.

Pilot Screw Readjustment

All Models

Proceed with both carburetors.

Completely close the pilot screw (until a slight seating resistance is felt) then, back off 1.5 turns.



1. Idle speed screw
2. Pilot screw (one on each carburetor)

Reinstall air silencer and all removed parts.

Start engine and allow it to reach normal operating temperature.

By turning idle speed screw, readjust idle speed as specified.

MODEL	IDLE SPEED ± 200 RPM
MX Z 600, GT 600, Formula Deluxe 600	1600
Summit 600	1500

PART REQUIRED

New needle will be available starting May 1st, 2001.

DESCRIPTION	P/N	QTY
Needle (9HGY1/58)	404 161 980	2

WARRANTY

Complete a warranty claim form using the following information.

Campaign Number	2001-0009
Claim Type	07
Expiry Date	March 19 th 2002
Flat Rate Time	0.4 hour†

† Flat rate time is adjusted with respect to this procedure.

For claiming procedure, refer to the *Dealer Warranty Guide* or *Distributor Warranty Guide*.

RETURNING THE PARTS

Return both original needles 9HFY2/53 with the warranty claim.

Return addresses for:

CANADIAN DEALERS

Shipping address is:

Centre de pièces de garantie Bombardier
Bombardier Warranty Parts Center
565, de la Montagne
Valcourt, QC
J0E 2L0

USA DEALERS

Shipping address is:

Bombardier Recreational Products
7575, Bombardier Court
Wausau, WI 54401

Please route to :

	Init.
<input type="checkbox"/> Service	<input type="checkbox"/>
<input type="checkbox"/> Sales	<input type="checkbox"/>
<input type="checkbox"/> Parts	<input type="checkbox"/>



WARRANTY
CAMPAIGN

SNOWMOBILES



CAUTION: All involved customers must be notified, all involved units must be corrected as per instructions herein.

Campaign
no. 2001-0010

No. **2001-10**

Date: April 13, 2001

SUBJECT: Rich Running Condition

YEAR	MODEL	MODEL NUMBER	SERIAL NUMBER
2001	Skandic 500F WT	1814/1815	All
2001	Skandic 500F SWT	1812/1813	All

PROBLEM

Vehicle may run rich and under certain conditions lack performance during low to midrange operation.


SOLUTION

Make sure that carburetor idle circuit is vented to atmosphere and readjust air screws.

PROCEDURE

All Models

Remove air silencer. Make sure there is no screw in vented hole of idle circuit. If it is, remove and discard screw.




1. Screw to be removed

Readjust air screw.



1. Air screw location

Adjust air screw according to its thread type.



1. Fine thread air screw — adjust to 2 turns out
2. Coarse thread air screw — adjust to 1-1/4 turns out

Proceed the same with the other carburetor.

Readjust idle speed as specified below. Follow idle speed adjustment procedure in the *2001 Shop Manual* Volume 1.

MODEL	IDLE SPEED ± 200 RPM
Skandic 500F WT/SWT	1650

Reinstall air silencer.

PART REQUIRED

No parts are required.

WARRANTY

Complete a warranty claim form using the following information.

Campaign Number	2001-0010
Claim Type	07
Expiry Date	March 30 th , 2002
Flat Rate Time	0.4 hour [†]

[†] Flat rate time is adjusted with respect to this procedure.

For claiming procedure, refer to the *Dealer Warranty Guide* or *Distributor Warranty Guide*.



BOMBARDIER
RECREATIONAL PRODUCTS

Bombardier Inc.

565 de la Montagne
Valcourt, Québec, Canada J0E 2L0
Telephone 1(450) 532-2211
Fax 1(450) 532-5032
<http://www.recreation.bombardier.com>

Date: August 24, 2001

Dear dealer,

An important warranty campaign has been launched concerning the model year 2001 793 engine. A thorough investigation of last season's failure trends has indicated that there is a probability of piston skirt failure on some model year 2001 vehicles equipped with a 793 engine. This situation originates from a manufacturing process variation at Rotax's piston supplier, which we are told was caused by a fire at the supplier's manufacturing facility and a subsequent move.

Please refer to the enclosed warranty bulletin (2001-12) for more details concerning the repair procedure and required parts for the piston replacements. You will also notice that we are taking the opportunity to update the cooling system with some of the components introduced on 2002 model 793 engines. We have also provided the new standard spark plugs that we recommend for this engine type and which are standard equipment for the 2002 model year.

To reinforce our commitment to Bombardier's objective to be "easier to do business with," we have taken the initiative to ship these update kits free of charge. **Keep in mind that we are taking these special measures to upgrade as many vehicles as possible, and in a timely fashion, to ensure that our customers have a trouble free riding experience this season.** To be as fair as possible, this campaign provides an allowance for a parts return. Furthermore, the time allowed to perform this campaign has been increased from 2.4 hours [actual time verified by dealers in the field] to 3.3 hours to include appropriate vehicle inspection and handling costs.

Parts kits needed to perform these improvements will be auto-shipped as described in the included warranty bulletin (2001-12), so that dealers have the parts needed to upgrade 50 % of their involved vehicles. Starting October 15, 2001 you will be able to order parts kits that you will need to complete the campaign on the remainder of your customers vehicles. During that same period, all customers whose vehicle has not yet been repaired and for which no warranty claim has been submitted as part of this campaign will receive a letter asking them to make an appointment with you.

As mentioned in the enclosed letter to our customers, we have strongly advised them to make an appointment with you as soon as possible. This should assist you in efficiently scheduling your shop workload in the coming months. As an extra measure of courtesy, **please contact your customers** in order to make this campaign as efficient and pro-active as possible. At the end of February 2002, you will receive a bulletin asking you to return all uninstalled kits. During the following weeks, all kits that have not been warranty claimed will be charged to you based on the regular cost of each of their components.

Please note that we will be doing our best to help you perform this campaign on the highest possible number of vehicles. Together, we will be showing our customers that we are committed to their satisfaction and that we want them to enjoy the utmost experience with our products.

Yours truly,
The After-Sales Service Team

P.S. : This is a perfect opportunity for your service department to offer to your customers a pre-season inspection.

Please route to :

Init.

Service

Sales

Parts



Campaign
no. 2001-0011

No. **2001-12**

Date: August 24, 2001

SUBJECT: 793 Engine Type Pistons and Cooling System Improvement

YEAR	MODEL	MODEL NUMBER	SERIAL NUMBER
2001	All models equipped with a 793 engine type	All	All except units listed on list in annex

PROBLEM

A thorough investigation of our last season failure trends has indicated there is a probability of piston skirt failure on some of the 2001 model-year vehicles equipped with a 793 engine (this situation originates from a manufacturing process variation at Rotax's piston supplier caused by a fire at the supplier's manufacturing facility and a subsequent move). We have also observed some cases of detonation which we can associate with an overheat condition at the spark plug seat.

SOLUTION

In order to guarantee our customer's satisfaction, please call all your customers and update all the involved units by doing the following:

- Replace pistons with the new improved pistons
- Update and bleed the cooling system
- Clean carburetors
- Replace spark plugs
- Reprogram MPEM.

NOTE: Engine performance will remain the same after improvements.

PARTS REQUIRED

DESCRIPTION	PART NUMBER	QTY
793 Update Kit	590 122 300	*
Programming Cartridge	512 059 590	** auto-shipped

*All dealers will receive an amount of kits corresponding to 50% of their invoiced vehicles involved. These kits will be shipped as per following schedule:

- 25% of the units invoiced to each dealership and involved in this campaign on the first week of September;
- 25% of the units invoiced to each dealership and involved in this campaign on the first week of October;
- **Starting October 15, dealers will have to order kits to update the remaining involved vehicles.**

All orders placed before October 15 will be automatically deleted.

**One cartridge per dealer will be auto-shipped for free as of August 22, 2001.

PROCEDURE

Refer to instruction sheet entitled *793 Updated Kit* included in the aforementioned kit. A copy of this instruction sheet is also attached to this bulletin.

IMPORTANT NOTICE: All older type 793 pistons in inventory (P/N 420 888 436) are to be returned. Fill-in a *Parts Return Authorization Form* with reference to this bulletin, fax it to P.A.C. analysts (1-800-361-7143 in Canada and 1-800-366-3880 in United States). P.A.C. department will fax back a shipping authorization. Place shipping authorization with parts in the box. Parts have to be returned "collect" and a 100% credit will be applied upon piston reception.

WARRANTY

Complete a Warranty Claim Form using the following information.

Campaign Number	2001-0011
Claim Type	07
Flat Rate Time	3.3 hours
Expiration Date	February 1 st , 2002

For claiming procedure, refer to the *Dealer Warranty Guide*.

NOTE: Flat rate time has been increased to cover vehicle handling fee and a fixed amount has been added to cover parts return.

IMPORTANT NOTICES:

- All unsold vehicle must be updated at PDI.
- All kits shipped to dealers/distributors not supported by a warranty claim will be charged at full dealer cost price after February 1st, 2002.

Parts to Be Returned

Dealers are required to return the following parts to support their claim.

DESCRIPTION	QTY
Coolant Tank	1
Piston	2

Canadian Dealers, return to:

Bombardier Inc.,
Recreational Products,
Warranty Parts Inspection Center,
565 de la Montagne,
Valcourt (Québec)
J0E 2L0

U.S.A. Dealers, return to:

Bombardier Motor Corporation of America,
c/o Warranty Department,
P.O. Box 8006,
7575 Bombardier Court,
Wausau, WI
54402-8006

ANNEX

List of vehicles NOT involved by this campaign.

All the serial numbers listed below corresponds to units that were not delivered to dealer as of August 24th. They were already updated at factory.

**Model 1725,
Summit 800 HM X
(black - canadian)**
2BPS172531V000001

**Model 1727,
Summit 800 HM X
(red - canadian)**
2BPS172711V000063
2BPS172791V000070
2BPS172721V000072

**Model 1742,
Summit 800 X
(black - canadian)**
2BPS174261V000044
2BPS174281V000045
2BPS174221V000073
2BPS174241V000074
2BPS174271V000084
2BPS174241V000088
2BPS174261V000089
2BPS174221V000090

**Model 1744,
Summit 800 X
(red - canadian)**
2BPS174441V000013
2BPS174491V000038
2BPS174401V000039
2BPS174491V000041
2BPS174401V000042
2BPS174461V000045
2BPS174431V000052
2BPS174491V000055

**Model 1862,
Summit 800 Highmark
(yellow - american)**
2BPS186201V000009
2BPS186271V000010
2BPS186221V000013
2BPS186241V000014
2BPS186261V000015

2BPS186281V000016
2BPS1862X1V000017
2BPS1862X1V000020
2BPS186211V000021
2BPS186231V000022
2BPS186221V000027
2BPS186261V000029
2BPS186271V000038
2BPS186291V000042
2BPS186201V000043
2BPS186241V000045
2BPS186211V000049
2BPS186281V000050
2BPS186271V000055
2BPS186201V000057
2BPS186241V000062
2BPS186261V000063
2BPS186251V000068
2BPS186241V000076
2BPS186261V000077
2BPS1862X1V000079
2BPS186211V000083
2BPS186271V000086
2BPS186201V000088
2BPS186221V000089
2BPS186291V000090
2BPS186201V000091
2BPS186241V000093
2BPS186231V000098
2BPS1862X1V000101
2BPS186231V000103
2BPS186251V000104
2BPS186291V000106
2BPS186201V000107
2BPS186241V000112
2BPS186281V000114
2BPS186271V000119
2BPS186251V000121

2BPS186201V000124
2BPS186241V000126
2BPS186271V000136
2BPS186201V000141

**Model 1863,
Summit 800 Highmark
(yellow - canadian)**
2BPS186381V000204
2BPS186351V000256

**Model 1864,
Summit 800 Highmark
(black - american)**
2BPS186471V000008
2BPS186491V000009
2BPS186401V000027
2BPS186421V000028
2BPS186431V000037
2BPS186451V000041
2BPS186401V000044
2BPS186461V000064
2BPS186471V000073
2BPS186481V000082
2BPS186411V000084
2BPS186431V000085
2BPS186401V000089
2BPS186471V000090
2BPS186491V000091
2BPS186461V000095
2BPS186431V000099
2BPS186471V000106
2BPS186491V000107
2BPS186421V000126
2BPS186441V000127
2BPS186461V000131
2BPS186431V000135
2BPS186471V000140
2BPS186461V000145
2BPS1864X1V000150
2BPS186451V000170

2BPS186471V000171
2BPS186441V000192
2BPS1864X1V000195
2BPS186461V000209
2BPS186471V000221
2BPS1864X1V000228
2BPS186451V000248
2BPS186471V000249
2BPS186491V000253
2BPS186401V000268
2BPS186431V000278
2BPS186411V000280
2BPS186431V000281
2BPS186421V000286
2BPS186461V000288
2BPS186441V000290
2BPS186461V000291
2BPS186411V000294

**Model 1865,
Summit 800 Highmark
(black - canadian)**
2BPS186511V000577
2BPS186561V000588

**Model 1866,
Summit 800 Standard
(yellow - american)**
2BPS186631V000007
2BPS186671V000012
2BPS186601V000014
2BPS186621V000015
2BPS1866X1V000022
2BPS186611V000023
2BPS186631V000024
2BPS186651V000025
2BPS186691V000027
2BPS186601V000031
2BPS186621V000032
2BPS1866X1V000036
2BPS186611V000037

2BPS186631V000038	2BPS186621V000158	2BPS186841V000017	2BPS186861V000178
2BPS186651V000039	2BPS186601V000160	2BPS1868X1V000023	2BPS186881V000179
2BPS186631V000041	2BPS186681V000164	2BPS186811V000024	2BPS186861V000181
2BPS186681V000049	2BPS1866X1V000165	2BPS186831V000025	2BPS186851V000186
2BPS186641V000050	2BPS186671V000169	2BPS186871V000027	2BPS186801V000189
2BPS186661V000051	2BPS186631V000170	2BPS186801V000029	2BPS186871V000190
2BPS186611V000054	2BPS186601V000174	2BPS186891V000031	2BPS186861V000195
2BPS186651V000056	2BPS186641V000176	2BPS186821V000033	2BPS1868X1V000197
2BPS186671V000057	2BPS186661V000177	2BPS186881V000036	2BPS186811V000198
2BPS186691V000058	2BPS186661V000180	2BPS186811V000038	2BPS186831V000199
2BPS186671V000060	2BPS186651V000185	2BPS186831V000039	2BPS186861V000200
2BPS186621V000063	2BPS186671V000186	2BPS186811V000041	2BPS186811V000220
2BPS186641V000064	2BPS186601V000191	2BPS186851V000043	2BPS186891V000224
2BPS186611V000068	2BPS186641V000193	2BPS186811V000055	2BPS186801V000225
2BPS186631V000069	2BPS186661V000194	2BPS186851V000060	2BPS186861V000228
2BPS186651V000073	2BPS1866X1V000196	2BPS186801V000063	2BPS186841V000230
2BPS186671V000074	2BPS186611V000197	2BPS186861V000066	2BPS186861V000231
2BPS186691V000075	2BPS186631V000198	2BPS186881V000067	2BPS186881V000232
2BPS186601V000076	2BPS186611V000202	2BPS1868X1V000071	2BPS186841V000244
2BPS186641V000078	2BPS186651V000204	2BPS186811V000072	2BPS186881V000246
2BPS186621V000080	2BPS186601V000207	2BPS186831V000073	2BPS1868X1V000247
2BPS186661V000082	2BPS186621V000208	2BPS186821V000081	2BPS186811V000248
2BPS186681V000083	2BPS186611V000216	2BPS186841V000082	2BPS186831V000249
2BPS186631V000086	2BPS186631V000217	2BPS186861V000083	2BPS1868X1V000250
2BPS186651V000090		2BPS186881V000084	2BPS186811V000251
2BPS186601V000093	Model 1867,	2BPS186811V000086	2BPS186891V000255
2BPS186621V000094	Summit 800 Standard	2BPS186851V000088	2BPS186841V000258
2BPS186661V000096	(yellow - canadian)	2BPS186851V000091	2BPS186861V000259
2BPS186691V000111	2BPS186751V000020	2BPS186821V000100	2BPS186821V000260
2BPS1866X1V000117	2BPS186761V000141	2BPS1868X1V000104	2BPS186881V000263
2BPS186631V000119	2BPS186771V000147	2BPS186831V000106	2BPS1868X1V000264
2BPS1866X1V000120	2BPS186701V000166	2BPS186851V000107	2BPS186811V000265
2BPS186611V000121	2BPS186761V000222	2BPS186871V000108	2BPS186831V000266
2BPS186691V000125	2BPS186751V000244	2BPS186821V000114	2BPS186851V000267
2BPS186661V000129	2BPS186741V000283	2BPS186841V000129	2BPS186871V000268
2BPS186681V000133	2BPS186701V000314	2BPS186881V000134	2BPS186891V000269
2BPS1866X1V000134		2BPS186821V000145	2BPS186851V000270
2BPS186651V000137	Model 1868,	2BPS1868X1V000149	2BPS186891V000272
2BPS186661V000146	Summit 800 Standard	2BPS186861V000150	2BPS186801V000273
2BPS186681V000150	(black - american)	2BPS186821V000162	2BPS186881V000277
2BPS1866X1V000151	2BPS186841V000003	2BPS186861V000164	2BPS1868X1V000278
2BPS186631V000153	2BPS186861V000004	2BPS186851V000172	2BPS186811V000279
2BPS186691V000156	2BPS186851V000009	2BPS186821V000176	2BPS186811V000282
	2BPS186851V000012		
	2BPS186871V000013		

2BPS186801V000290	2BPS1868X1V000524
2BPS186861V000293	2BPS186851V000527
2BPS186881V000294	2BPS1868X1V000538
2BPS1868X1V000295	2BPS186831V000543
2BPS186871V000299	
2BPS1868X1V000300	
2BPS186891V000305	
2BPS186801V000306	
2BPS186841V000311	
2BPS186861V000312	
2BPS186881V000313	
2BPS1868X1V000314	
2BPS186811V000315	
2BPS186891V000322	
2BPS186831V000333	
2BPS186831V000364	
2BPS186871V000366	
2BPS186801V000368	
2BPS186821V000369	
2BPS186881V000375	
2BPS1868X1V000376	
2BPS186831V000378	
2BPS186851V000382	
2BPS186891V000420	
2BPS1868X1V000443	
2BPS186811V000444	
2BPS186801V000466	
2BPS186821V000467	
2BPS186841V000468	
2BPS186861V000469	
2BPS186891V000479	
2BPS186821V000484	
2BPS186811V000492	
2BPS186831V000493	
2BPS186851V000494	
2BPS186801V000497	
2BPS186821V000498	
2BPS186801V000502	
2BPS1868X1V000507	
2BPS1868X1V000510	
2BPS186811V000511	
2BPS186841V000518	
2BPS186861V000522	




⚠ WARNING

For safety reasons, this kit must be installed by an authorized Ski-Doo® snowmobile dealer. Should removal of a locking device (e.g. lock tabs, self-locking fasteners, etc.) be required when undergoing disassembly/assembly, always replace with a new one. Torque wrench tightening specifications must strictly be adhered to; refer to table at the end of this document.

NOTE: Installation time is approximately 2.4 hours.

PARTS TO BE INSTALLED



A32C4AS

- 1. Piston (2)
- 2. Locking Tie — 130 mm
- 3. Needle Bearing (cageless) (2)
- 4. Piston Pin (2)
- 5. Spark Plug BR9ECS (2)
- 6. O-Ring (2)
- 7. Coolant Tank Ass'y
- 8. Bracket
- 9. Washer
- 10. Elbow Fitting
- 11. Locking Tie — 380 mm
- 12. Coolant (2 bottles — not shown)
- 13. Tridon Clamp
- 14. Hose Protector

Cylinder Gasket Kit Including:

- 15. Gasket 0.5
- 16. Gasket 0.6
- 17. Gasket 0.7
- 18. Gasket 0.8
- 19. O-Ring (2)
- 20. Gasket (2)
- 21. Rubber Ring (2)
- 22. Cylinder O-Ring (2)
- 23. Gasket for Engine Type 793 (2)
- 24. Circlip (4)

PROCEDURE

Vehicle Preparation

- Remove belt guard.
- Remove air intake silencer.
- Remove tuned pipe.

Coolant Draining

Remove cap from coolant tank and siphon coolant from tank.

Cut locking tie retaining engine inlet hose protector.

Remove and discard hose protector.

Loosen Tridon clamps from coolant tank and unplug engine inlet hose from tank. Siphon coolant.

NOTE: Wipe off any spilled coolant. Discard coolant in accordance to your local laws and regulations.

Loosen Tridon clamp and remove engine inlet hose from engine.

Loosen Tridon clamp at thermostat cover, on engine head, and unplug coolant outlet hose.

Using care, lift coolant tank up and out of oil tank slot.

CAUTION: Take care not to break slot.

Disconnect overflow hose from tank and keep it for further reinstallation.

Remove radiator hose from tank. Do not discard tank (part needed for warranty claim).

Carburetor Cleaning

Remove intake resonator.

Remove carburetors from engine. Lean carburetors backward to release carburetor strap from bracket.

Unplug fuel intake hose.


Unscrew drain plugs and drain fuel out of carburetors.

Remove float bowl.

⚠ WARNING

Fuel is flammable and explosive. Never smoke or allow flame or spark in vicinity. Always wipe off any fuel spillage from the vehicle.

On each carburetor, remove main jet and pilot jet. Blow compressed air in carburetor components as shown in following picture to remove possible silicone particles.



1. Blow compressed air in main jet
2. Blow compressed air in pilot jet
3. Blow compressed air in needle jet with throttle open

Lift piston valve and blow air in jet ducts.



Clean silicone from float bowl.



Silicone particles may severely alter carburetor operation.

Reinstall jets.

Remove and discard O-ring from float bowl.

Clean float bowl and carburetor in order to remove any silicone.

Install new O-ring **no. 6** on float bowl.

Reinstall float bowl on carburetor.

Reinstall drain plug.

PISTON REPLACEMENT

Cylinder Head

Cut locking tie retaining temperature sensor and unplug sensor harness.

Loosen Tridon clamp under thermostat and unplug hose.


Remove and discard spark plugs. Unscrew and remove cylinder head.

NOTE: Avoid spilling coolant in cylinders and crankcase.

Thermostat Inspection

Remove thermostat outlet socket.

Remove thermostat and visually inspect it for cracks or deformation. Replace with new part (P/N 420 922 515) if cracking or deformation is seen.



INSPECT BOTH SIDES OF THESE TABS

Reinstall thermostat.

Install outlet socket. Coat Taptite screws with Loctite 243 and tighten screws to 8 N•m (70 lbf•in).

Cylinders

Drain remaining coolant from cylinders and **discard coolant**.

Loosen bolts retaining cylinders to crankcase.

Remove cylinder bolts. Lift cylinders straight upward with cylinders attached.

Completely soak up remaining coolant to avoid spilling into crankcase.

Remove cylinder gasket. **Note the number of identification holes to replace the gasket with another one of the same thickness.**

Remove exhaust manifold from cylinders.

Remove carburetor bracket bolt from cylinder.

Piston

Place a clean cloth or rubber pad (P/N 529 023 400) over crankcase. then with a pointed tool inserted in piston notch, remove both circlips from piston.


CAUTION: Engines are equipped with cageless bearings.

Use piston pin puller (P/N 529 035 503) along with 20 mm sleeve kit (P/N 529 035 542) and locating sleeve.

NOTE: The locating sleeve is the same that contains new cageless bearing.

Insert piston pin puller (P/N 529 035 503) making sure it sits squarely against piston.

Install sleeve then shouldered sleeve over puller rod.



TYPICAL — INSTALLATION OF SLEEVE KIT


1. Sleeve
2. Shouldered sleeve

Screw (LH threads) extracting nut.

Pull out piston pin by unscrewing puller until shouldered sleeve end is flush with thrust washer of piston pin bearing.




TYPICAL — PISTON PIN EXTRACTION



TYPICAL

1. Sleeve inside bearing
2. Thrust washer
3. Shouldered sleeve end


Remove puller. Pull out shouldered sleeve carefully.



TYPICAL

Remove piston from connecting rod.

Install locating sleeve. Then push needle bearings along with thrust washers and sleeve.



TYPICAL


1. Locating sleeve
2. Sleeve

REASSEMBLY

Cylinder Head and Cylinder

When installing a new cageless needle bearing no. 3, replace plastic cages with sleeve.

NOTE: 793 engine type cageless bearings have 28 needles.



TYPICAL

1. Sleeve

Oil needle bearing with injection oil, grease thrust washers and install them on each end of needles. Insert cageless bearing into connecting rod.

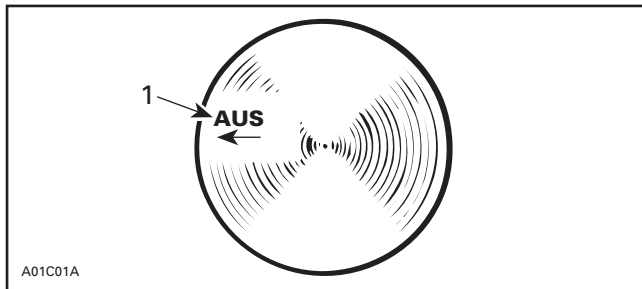


TYPICAL — CAGELESS BEARING AND SLEEVE INSTALLED

Heat piston with a 100 W lamp or a heat gun before piston installation.

CAUTION: Piston temperature must not exceed 46 °C (115 °F). NEVER USE DIRECT FLAME to heat the piston and never freeze the pin.

At assembly, place the pistons **no.1** over the connecting rods with the letters "AUS" (above the arrow on the piston dome) facing in direction of the exhaust side.




1. Exhaust

Install shouldered sleeve.



TYPICAL — SHOULDERED SLEEVE INSTALLATION

Install piston pin **no. 4** puller and turn handle until piston pin is correctly positioned in piston.



TYPICAL


Use new circlip installer (P/N 529 035 686 — mandatory auto-shipped tool) to install new mono-hook circlips **no. 24**.

Circlip Installation



Insert circlip into support. Take care to install circlip so that tab will be toward top of piston.



With round end of pusher, position circlip perpendicular to the support axis.



With the other end of the pusher, push circlip into the support groove

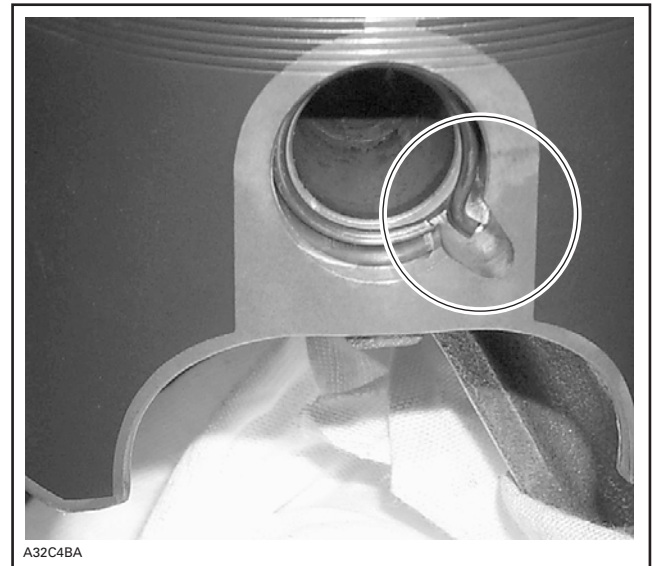


1. Groove



CIRCLIP READY TO BE INSTALLED ON PISTON

Using a plastic hammer, tap pusher to insert circlip in place. Take care to install new circlips with tab toward top as per following photo.



TAB TOWARD TOP

CAUTION: Always install new mono-hook circlips. If circlip installation fails at the first attempt, always retry with a new one as on a second attempt circlip will lose its normal retaining capabilities.

CAUTION: Circlips must not move freely after installation; if so, replace them.

Clean cylinders and crankcase mating surfaces with Loctite Chisel (P/N 413 708 500).


Coat crankcase mating surface with Loctite 518 (P/N 293 800 038). Choose the right gasket no. 15 through 18 (refer to identification holes on old gasket) then, install it on crankcase. Coat gasket with Loctite 518.

CAUTION: Always replace original gasket with a gasket showing the same amount of identification holes. Failure to do so may cause detonation and severe engine damage.

Before inserting piston in cylinder, lubricate the pistons all around piston rings with new injection oil or equivalent.

Install cylinders . Do not tighten.

Install new rubber ring **no. 21** and round O-rings **no. 22** on each cylinder.




NOTE: Carefully clean bolts before reinstallation, specifically under bolt head.

Install exhaust manifold with gaskets **no. 23**. Do not tighten yet.

At assembly, torque cylinder bolts to 40 N•m (30 lbf•ft) in a criss-cross sequence and torque cylinder head screws to 29 N•m (21 lbf•ft) in the following illustrated sequence.

Tighten exhaust manifold bolts to 29 N•m (21 lbf•ft) in a criss-cross sequence.



Install new ready-to-use pre-gapped spark plugs (NGK BR9ECS) **no. 5**.

CAUTION: Do not attempt to adjust spark plug gap. Doing so may result in breakage of the ground electrode.

Plug engine coolant outlet hose.

Engine Leak Test

Refer to *2001 Ski-Doo Shop Manual, volume 3* for leak test procedure.


Plug temperature sensor and secure it with locking tie **no. 2** and reinstall intake resonator.

New Coolant Tank Installation

Remove bleeding screw on thermostat outlet socket and discard.

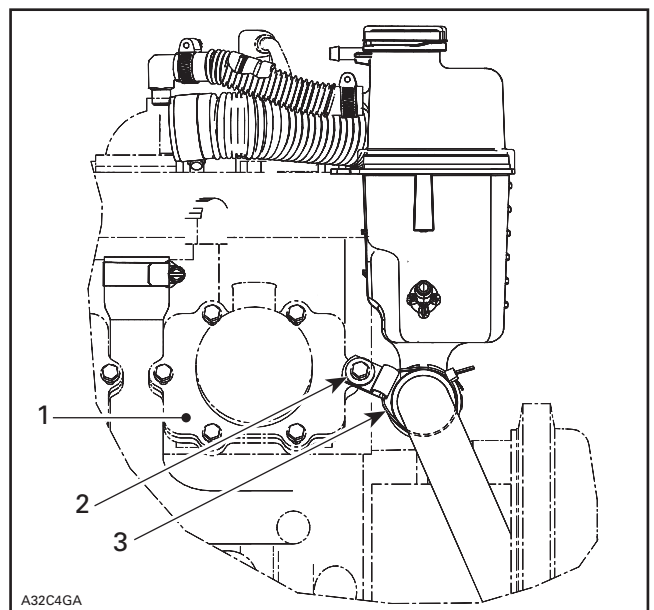
Apply Loctite pipe sealant (P/N 293 800 018) on 90° elbow fitting **no. 10** and install on thermostat outlet socket.

Screw elbow fitting until well tightened, then turn more to get an angle of 20 degrees between outlet socket and elbow fitting.




A. Angle of 20°

Install new bracket **no. 8** with washer **no. 9** on MAG side reed valve. See next drawing.




1. Mag side reed valve
2. Bracket and washer
3. Locking tie securing radiator outlet hose

Insert locking tie **no. 11** in bracket.
 Install overflow hose on coolant tank.
 Align groove of coolant tank assembly **no. 7** with groove of oil tank and carefully slide upward.
 Insert electrical wiring into hose protector and secure hoses as per following photo.



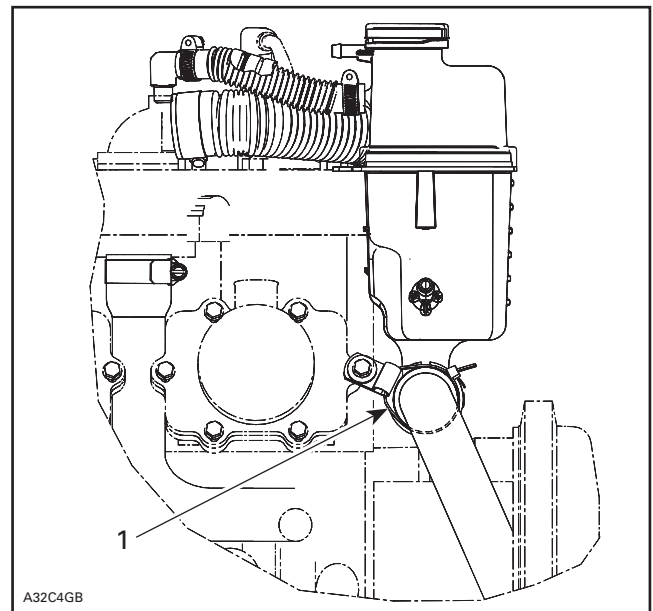
1. Secure these hoses with large Tridon clamps
2. Secure this hose with Tridon clamp **no. 13**
3. Wiring harness (magneto)

Install hose protector **no. 14** on radiator outlet hose.



1. Hose protector

Secure radiator outlet hose with locking tie **no. 11** as shown on next drawing.




1. Locking tie **no. 11**

Parts Reinstallation

Reinstall carburetor bracket.
 Reinstall carburetors.
 Make sure throttle lever returns freely.
 Reinstall the air intake silencer.
 Reinstall tuned pipe. Apply Ultra-Copper (P/N 413 710 300) on exhaust manifold/tuned pipe and tuned pipe/muffler contact surfaces before reinstallation.

CAUTION: Make sure coolant tank and tuned pipe never touch. Distance between tank and tuned pipe must be at least 25 mm (1 in).



- A. 25 mm (1 in)

Reinstall air silencer.
 Reinstall belt guard.

Cooling System Refilling Procedure

IMPORTANT: USE THE 50/50 PREMIXED COOLANT (- 40°C) PROVIDED WITH THIS KIT.

This new coolant has an improved efficiency and reduces the risk of piston detonation.

Note tag on reservoir concerning bleeding procedure.

Remove tag from reservoir.


With engine cold, refill coolant tank up to COLD LEVEL line with coolant no. 12. Start engine. Refill up to line while engine is idling until rear radiators are warm to the touch. (about 4 to 5 minutes). Always monitor coolant level while filling tank to avoid emptying. Install pressure cap.

Lift rear of vehicle and support it safely.

Activate throttle lever 3-4 times to bring engine speed to 7000 RPM.

Apply the brake.

Lower vehicle back on ground and add coolant up to 15 mm above the COLD LEVEL line.



1. Cold level line
A. 15 mm

Lift front of vehicle of 60 cm (24 in) and support it safely. Let the vehicle idle for two minutes.

Put vehicle back on ground and add coolant up to 15 mm (1/2 in) over COLD LEVEL line.


When engine has completely cooled down, re-check coolant level in coolant tank and refill up to line if needed.

Check for coolant mixture freezing point. Specification is - 40 °C. Adjust as necessary.

COOLING SYSTEM LEAK TEST

Install special radiator cap (P/N 529 021 400) included in engine leak tester kit (P/N 861 749 100) on coolant tank. Install hose pincher (P/N 295 000 076) on overflow hose. Using pump also included in kit, pressurize system through coolant reservoir to 100 kPa (15 PSI).

Check all hoses and cylinder/base for coolant leaks. Spray a soap/water solution and look for air bubbles.



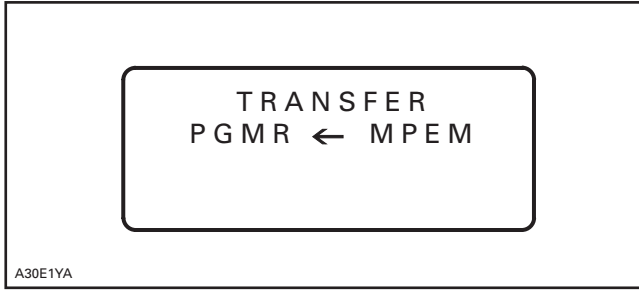
MPEM REPROGRAMMING

This MPEM Program replacement procedure must be done using the by-pass wire (P/N 529 035 675) and the Programming Cartridge (P/N 512 059 590) which were auto-shipped to the dealers mid-August 2001. This procedure changes the engine timing curve, resets hour-meter to zero and initializes a 1-hour break-in period.




Connect by-pass wire. Turn on programmer then enter password.

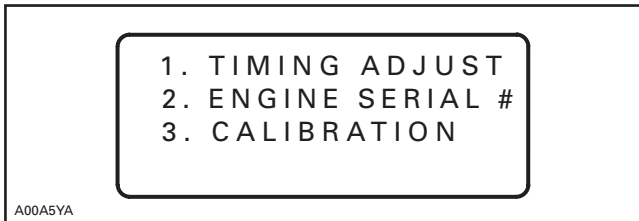
Press 3 for VEHICLE INFO, following screen appears temporarily:



Followed by this screen:

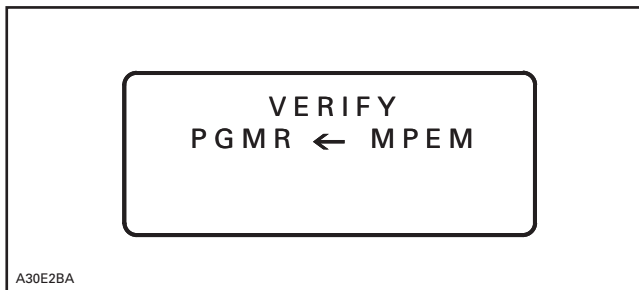


Press 4 for ENGINE PARAMETERS, following screen appears:

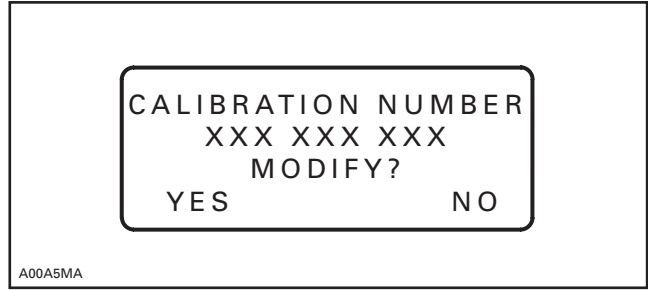


Press 3 for CALIBRATION.

←Trs appears temporarily and then following screen:



The following screen showing the actual calibration number in the vehicle.



Select YES to MODIFY? and press ENTER; following screen appears:

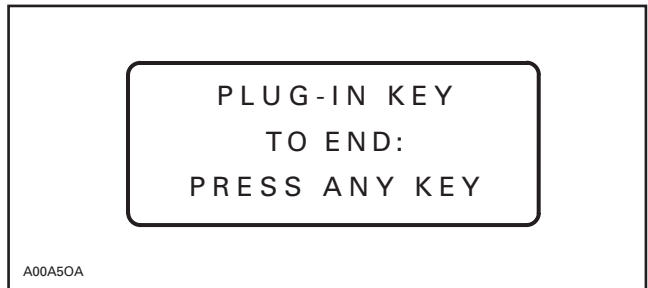


Enter calibration number:

- 512 059 599 for MX Z models;
- 512 059 600 for Summit models.

IMPORTANT: Be sure to enter the correct number.

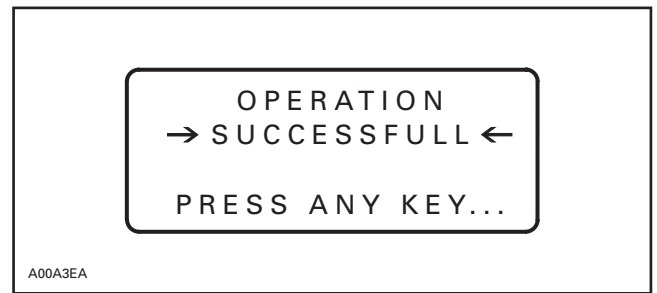
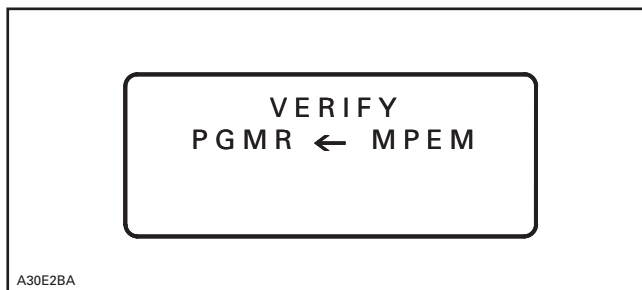
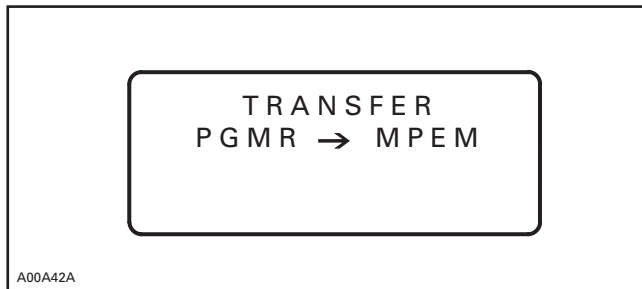
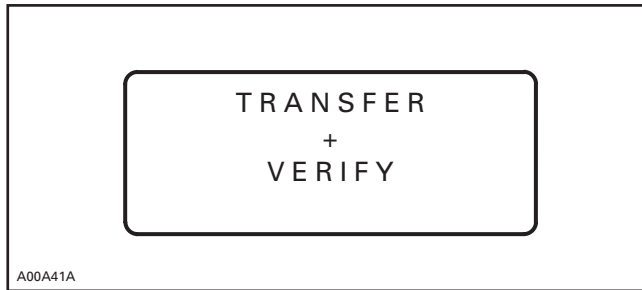
Press ENTER, following screen appears:



NOTE: If an error occurred during data entry, the procedure will have to be redone completely.

When calibration cartridge is plugged-in, a transfer will occur: ←Trs.

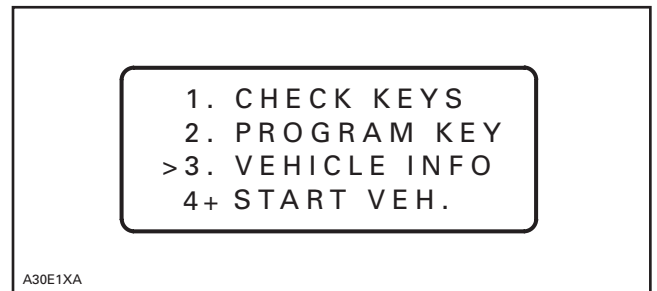
Plug-in calibration cartridge (P/N 512 059 590) onto the programmer post, the following screens will appear temporarily:



Press any key, ←Trs will appear followed by next screen:



Press MENU twice, following screen will appear:



Reprogramming is completed.

The following table is to be consulted if and when a tightening torque is required but not specified.

Bold face size indicates nominal value (mean value).

N•m	FASTENER SIZE (8.8 GRADE)	Lbf•in
2	M4	18
3	M4	27
4	M5	35
8	M6	71
9	M6	80
10	M6	89
11	M6	97
12	M6	106

N•m	FASTENER SIZE (8.8 GRADE)	Lbf•ft
21	M8	15
22	M8	16
23	M8	17
24	M8	18
25	M8	18
43	M10	32
44	M10	32
45	M10	33
46	M10	34
47	M10	35
48	M10	35
49	M10	36
50	M10	37
51	M10	38
52	M10	38
53	M10	39
76	M12	56
77	M12	57
78	M12	58
79	M12	58

N•m	FASTENER SIZE (8.8 GRADE)	Lbf•ft
80	M12	59
81	M12	60
82	M12	60
83	M12	61
84	M12	62
121	M14	89
122	M14	90
123	M14	91
124	M14	91
125	M14	92
126	M14	93
127	M14	94
128	M14	94
129	M14	95
130	M14	96
131	M14	97
132	M14	97
133	M14	98
134	M14	99
135	M14	100
136	M14	100
137	M14	101
138	M14	102
139	M14	103
140	M14	103
141	M14	104
142	M14	105
143	M14	105
144	M14	106
145	M14	107
146	M14	108
147	M14	108
148	M14	109
149	M14	110
150	M14	111

590 122 300

1.	420 888 439	Piston (2)	Piston (2)
2.	293 750 002	Locking Tie — 130 mm	Attache — 130 mm
3.	420 832 425	Needle Bearing (cageless) (2)	Roulement à aiguilles sans cage (2)
4.	420 916 370	Piston Pin (2)	Axe de piston (2)
5.	512 059 552	Spark Plug BR9ECS (2)	Bougie BR9ECS (2)
6.	404 161 961	O-Ring (2)	Joint torique (2)
7.	512 059 602	Coolant Tank Ass'y	Réservoir de liquide de refroidissement (complet)
8.	415 052 400	Bracket	Support
9.	391 301 600	Washer	Rondelle
10.	293 700 020	Elbow Fiting	Raccord coudé
11.	509 000 165	Locking Tie — 380 mm	Attache — 380 mm
12.	293 600 038	Coolant (2 bottles — not shown)	Liquide de refroidissement (2 bouteilles — non illustrées)
13.	293 650 038	Tridon Clamp	Bride Tridon
14.	415 084 700	Hose Protector	Protecteur de boyau
	420 888 745	Cylinder Gasket Kit Including:	Ensemble de joints d'étanchéité pour cylindre, dont:
15.	420 931 838	Gasket 0.5	Joint d'étanchéité 0.5
16.	420 931 837	Gasket 0.6	Joint d'étanchéité 0.6
17.	420 931 964	Gasket 0.7	Joint d'étanchéité 0.7
18.	420 931 839	Gasket 0.8	Joint d'étanchéité 0.8
19.	420 430 110	O-Ring (2)	Joint torique (2)
20.	420 931 542	Gasket (2)	Joint d'étanchéité (2)
21.	420 931 590	Rubber Ring (2)	Joint de caoutchouc (2)
22.	420 931 410	Cylinder O-Ring (2)	Joint torique de cylindre (2)
23.	420 931 850	Gasket for Engine Type 793 (2)	Joint d'étanchéité pour moteur de type 793 (2)
24.	420 845 106	Circlip (4)	Circlip (4)



BOMBARDIER
RECREATIONAL PRODUCTS

Bombardier Inc.

565 de la Montagne
Valcourt, Québec, Canada J0E 2L0
Telephone 1(450) 532-2211
Fax 1(450) 532-5032
<http://www.recreation.bombardier.com>

Date: October 15, 2001

Dear Ski-Doo Owner:

At Bombardier, we pride ourselves in providing our valued customers with the best quality, durability and reliability available in the snowmobile industry. We also place top priority on customer satisfaction, and that means standing behind our products, especially on the rare occasion when something does not perform to our high standards.

Such is the case with the pistons in some of our 2001 twin-cylinder 800cc engines. Due to an unexpected variation in some of the pistons provided to Rotax by a supplier, there is the possibility of deterioration that could lead to engine damage. To ensure that you get the maximum performance from your Ski-Doo snowmobile, Bombardier will make the following improvements to your snowmobile at no cost to you when the work is performed at an authorized Ski-Doo dealer:

- Provide and install new, improved pistons
- Clean the carburetors
- Update the cooling system with some of the components introduced on our new 2002 models
- Provide and install new standard spark plugs which are now recommended for this engine type and are standard equipment for 2002 models with twin-cylinder 800cc engines (Note: For future reference, please change the spark plug number to NGK BR9ECS in your Operator's Guide, page 120).

These upgrades will improve the quality and will not compromise performance of your engine while ensuring its long term dependability. You can rest assured that your authorized Ski-Doo dealer has all the tools and skills required to make these improvements and inspections, and to put your sled on the snow in peak performance condition.

As previously stated, these enhancements will be at our cost, not yours. **We strongly recommend that your sled undergo this work prior to the start of your riding season.** It is also suggested that this upgrade be completed before your dealer's peak period begins early this Fall to assure your complete satisfaction.

Unless your dealer has already contacted you, **please call its after-sales service department today to make an appointment.** Tell them it is in regard to campaign 2001-0011.

Thanks for your understanding and cooperation. Best wishes from Bombardier for a safe and enjoyable snowmobile season.

Yours truly,
The After-Sales Service Team