

# SERVICE TOOLS

This is a list of tools to properly service Ski-Doo snowmobiles. The list includes both the mandatory tools included in a kit (P/N 861 743 700) and the optional tools that are ordered separately. The list of Service Products, both mandatory and optional, are not part of any kit and must all be ordered separately. If you need to replace or add to your tool inventory these items can be ordered through the regular parts channel.

Following mention points out new tool and product:



---

## Section 01 SERVICE TOOLS AND SERVICE PRODUCTS

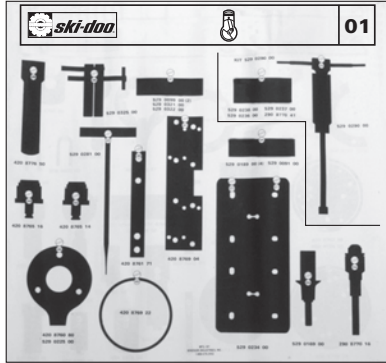
### Subsection 01 (SERVICE TOOLS)

---

## WORKSHOP — MANDATORY SERVICE TOOLS

Tool board

(P/N 529 034 000)



A00A3X4

#### APPLICATION


All models.

# Section 01 SERVICE TOOLS AND SERVICE PRODUCTS

## Subsection 01 (SERVICE TOOLS)

### ENGINE — MANDATORY SERVICE TOOLS

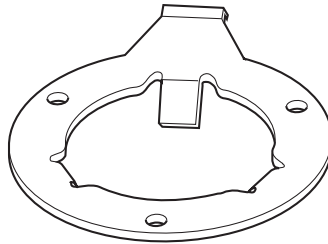
Exhaust spring installer/remover  
(P/N 529 035 400)



A01B584

**APPLICATION**  
CK3 series.


Fan holder  
(P/N 420 876 357)



A00C0Q4

**APPLICATION**  
377, 443 and 503 engines.


Aligning pin (4)  
(P/N 529 018 900)



A00A1D4

**APPLICATION**  
467, 494 and 582 engines.

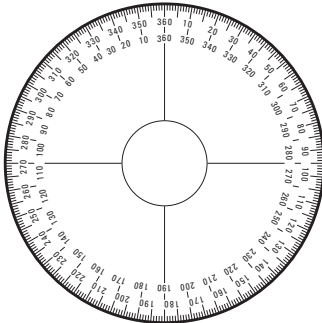
Pusher  
(washer behind the impeller)  
(P/N 529 020 700)



A00C3H4

**APPLICATION**  
Rotary valve engines.


Degree wheel  
(P/N 529 035 607)



A00B514

**APPLICATION**  
All rotary valve engines.  
**NOTE:** This tool replaces degree wheel (P/N 295 000 007).

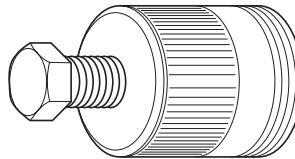
Magneto puller ring  
(P/N 420 876 080)



A00C1R4

**APPLICATION**  
All engines except 247.


Magneto puller  
(P/N 529 035 547)



A00C1A4

**APPLICATION**  
All engines except 247.  
**NOTE:** The previous extractor (P/N 529 022 500) can be upgraded by replacing the screw with the new one (P/N 529 035 549).


Rotary valve shaft pusher  
(P/N 420 876 612)



A00C0F4

**APPLICATION**  
Rotary valve engines with a 10 mm impeller shaft.

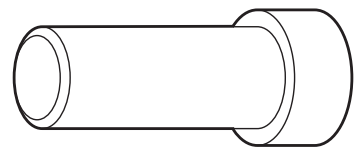
Hose pincher (2)  
(P/N 295 000 076)



A01B2I4

**APPLICATION**  
All vehicles.  
**NOTE:** Only the P/N has been changed. This hose pincher is identical to the P/N 529 009 900.

Rotary valve seal pusher  
(valve side)  
(P/N 420 876 607)



A00C0Y4

**APPLICATION**  
Rotary valve engines.

## Section 01 SERVICE TOOLS AND SERVICE PRODUCTS

### Subsection 01 (SERVICE TOOLS)

## ENGINE (continued) — MANDATORY SERVICE TOOLS

Rotary valve shaft seal pusher  
(inner, water pump side)  
(P/N 420 876 512)




A00C374

#### APPLICATION

Rotary valve engines, 1991 and newer with a 10 mm impeller shaft.

Ceramic seal pusher  
(P/N 420 877 820)



A00B524

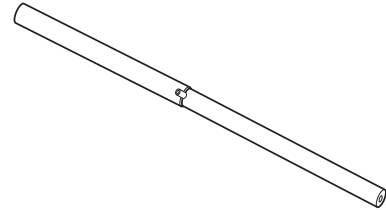
#### APPLICATION

494 and 670 engines with ceramic seal on water pump side.

Choke plunger tool  
A) (P/N 529 032 100)



B) (P/N 529 035 602)



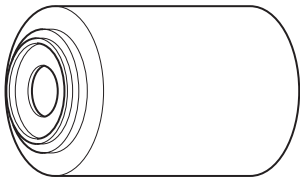
A01C5D4

#### APPLICATION

A) All models equipped with chokes except ZX series (small end for 30, 32 and 34 mm carburetor and big end for 38 mm carburetor).

B) VM type carburetor on ZX series.

Rotary valve shaft seal pusher  
(outer, water pump side)  
(P/N 420 877 050)

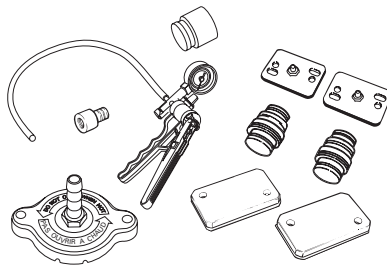


A00C0X4

#### APPLICATION

Rotary valve engines.

Engine leak tester kit  
(P/N 861 749 100)



A01B5F4

#### APPLICATION

All engines.

Piston circlip installer  
(P/N 529 035 563) 21 mm

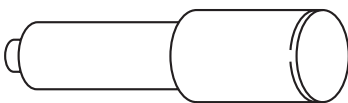


A00B4Y4

#### APPLICATION

793 Engine.

Bearing pusher  
(rotary valve)  
(P/N 420 876 500)



A00B2J4

#### APPLICATION

Rotary valve engines.

Fuel and oil system leak tester kit  
(P/N 529 033 100)



A01B5E4

#### APPLICATION

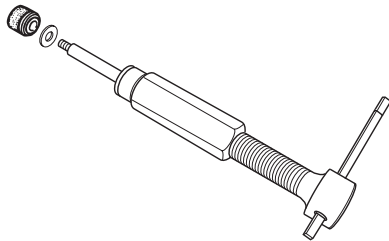
All models.

## Section 01 SERVICE TOOLS AND SERVICE PRODUCTS

### Subsection 01 (SERVICE TOOLS)

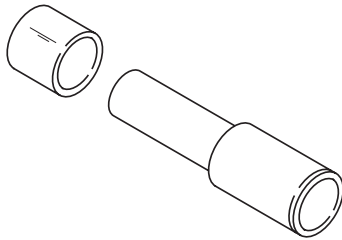
## ENGINE (continued) — MANDATORY SERVICE TOOLS

- 1) Piston pin puller  
(P/N 529 035 503)



A02B094

- 2) Sleeve kit 18 mm  
(P/N 529 035 541)  
3) Sleeve kit 20 mm  
(P/N 529 035 542)



A01B5A4

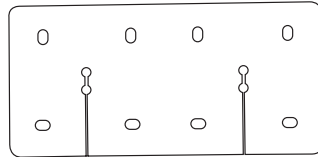
**NOTE:** 18 mm sleeve kit contains 1 shouldered sleeve and 3 sleeves. 20 mm sleeve kit contains 1 shouldered sleeve and 2 sleeves.

#### APPLICATION

- 1) All engines.
- 2) 277, 443, 503 and 809 engine.
- 3) 593, 670 and 693 engines.

**NOTE:** The previous piston pin puller (P/N 529 029 000) can be upgraded by adding protector (P/N 529 035 513) and replacing the expansion sleeve with appropriate sleeve kit.

- Rubber pad  
(P/N 529 023 400)



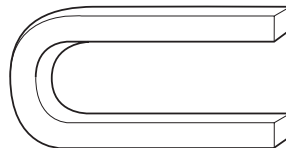
A01B4C4

#### APPLICATION

All cageless bearing engines.

- Rotary valve circlip tool

- A) (P/N 529 029 100)  
B) (P/N 529 020 800)

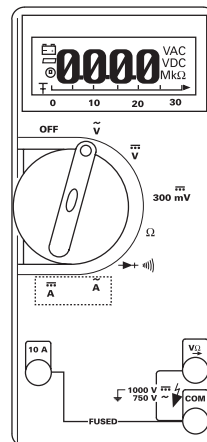


A00C3I4

#### APPLICATION

- A) 1994 and on rotary valve engines.  
B) Up to 1993 rotary valve engines.

- Multimeter  
(P/N 529 022 000)

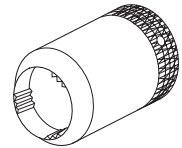


F01B1O4

#### APPLICATION

All models.

- Choke/DESS nut tool  
(P/N 529 034 600)



A01B554

#### APPLICATION

All models equipped with a choke and/or a DESS.

**NOTE:** This tool replaces choke nut tool (P/N 529 032 200).

- 9-volt adaptor  
(P/N 529 035 675)



A00B5G4

#### APPLICATION

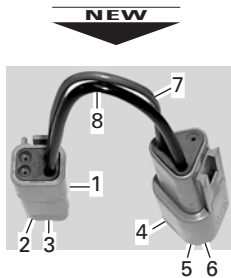
All models equipped with a DESS.

## Section 01 SERVICE TOOLS AND SERVICE PRODUCTS

### Subsection 01 (SERVICE TOOLS)

## ENGINE (continued) — MANDATORY SERVICE TOOLS

Homemade adaptor



A00B5J4

Required parts:

- 1) Female housing  
(P/N 515 175 245)
- 2) Female terminal (2)  
(P/N 409 015 100)
- 3) Female lock  
(P/N 515 175 246)
- 4) Male housing  
(P/N 409 207 000)
- 5) Male terminal (2)  
(P/N 278 000 631)
- 6) Male lock  
(P/N 409 207 600)
- 7) RED wire in position 1  
(4-wire connector) and B  
(3-wire connector)
- 8) BLACK wire in position 2  
(4-wire connector) and C  
(3-wire connector)

**APPLICATION**

2001 Mach Z TECH PLUS.

- 1-2) Programmer kit  
(P/N 529 035 718)

- 2) Communication cables  
(P/N 529 001 052)



A01B5B5

**APPLICATION**

All models equipped with a DESS.

**ENGINE (continued) — RECOMMENDED SERVICE TOOLS**

The following tools are highly recommended to optimize your basic tool kit and reduce repair time.

1-2) Crankshaft bearing puller with screw  
(P/N 420 877 635)

A01B547

**APPLICATION**  
All engines.

1) Screw M16 x 1.5 x 150	(P/N 420 940 755)
2) Screw M8 x 40 (4)	(P/N 420 840 681)
3) Screw M8 x 70 (4)	(P/N 420 841 201)
4) Crankshaft protector 247 engine.	(P/N 420 976 890)
5) Crankshaft protector PTO All engines except 247.	(P/N 420 876 552)
6) Crankshaft protector MAG All engines except 247.	(P/N 420 876 557)
7) Puller ring Use with half rings (P/N 420 977 475 or 420 276 025).	(P/N 420 977 490)
8) Half ring (2) For 72 mm O.D. bearings.	(P/N 420 977 475)
9) Half ring (2) For 62 mm O.D. bearings.	(P/N 420 276 025)
10) Puller ring For half rings (P/N 420 977 479).	(P/N 420 977 494)
11) Half ring For 80 mm O.D. bearings.	(P/N 420 977 479)


## Section 01 SERVICE TOOLS AND SERVICE PRODUCTS

### Subsection 01 (SERVICE TOOLS)

## ENGINE (continued) — RECOMMENDED SERVICE TOOLS

#### Piston circlip installer

- A) (P/N 529 035 561) 18 mm
- B) (P/N 529 035 562) 20 mm



A00B4Y4

#### APPLICATION

- A) All engines except 593, 670 and 693.

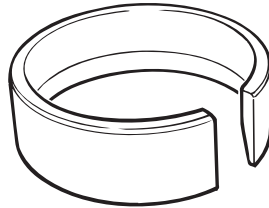
**NOTE:** This tool replaces circlip installer (P/N 529 016 900).

- B) 593, 670 and 693 engines.

**NOTE:** This tool replaces circlip installer (P/N 290 877 016).

#### Ring compressor

- A) (P/N 420 876 090) (62 mm)
- B) (P/N 420 876 974) (69.5 mm)
- C) (P/N 420 876 970) (72 mm)
- D) (P/N 420 876 972) (76 mm)
- E) (P/N 420 876 975) (67.5 mm)
- F) (P/N 529 030 800) (78 mm)

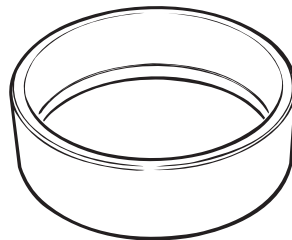


A01B1T4

#### APPLICATION

- A) 377 engine.
- B) 467 and 494 engines.
- C) 503, 253 and 536 engines.
- D) 582, 583 and 643 engines.
- E) 443 and 447 engines.
- F) 670 engine.

#### Magneto coil centering ring (P/N 420 876 922)



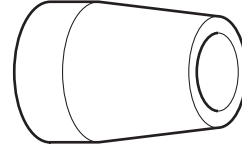
A01B1V4

#### APPLICATION

All engines with Nippondenso CDI (160 W).

#### Seal protector sleeve

- (P/N 420 276 900)
- (MAG)



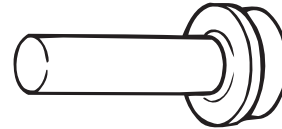
A00C0D4

#### APPLICATION

247 engine.

#### Polyamid ring pusher

- (P/N 420 276 930)




A00C0Z4

#### APPLICATION

247 engine.

#### Piston pin/connecting rod bearing centering tool (P/N 529 009 100)

**NOTE:** New diameter is 9.65 mm (0.380 in).



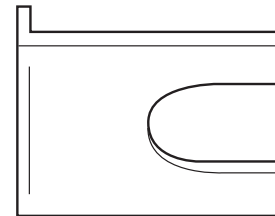
A01B1R4

#### APPLICATION

All engines except cageless and 670 engines.

#### Crankshaft feeler gauge

- (P/N 420 876 620)



A00C114

#### APPLICATION

377, 443, 447 and 503 engines.

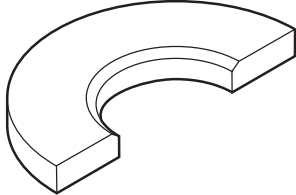


# Section 01 SERVICE TOOLS AND SERVICE PRODUCTS

## Subsection 01 (SERVICE TOOLS)

### ENGINE (continued) — RECOMMENDED SERVICE TOOLS

Crankshaft distance gauge  
(5.7 mm)  
(P/N 420 876 822)

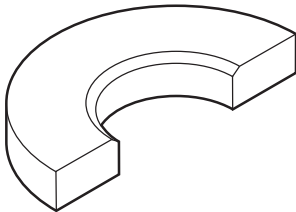


A00C294

#### APPLICATION

377, 443 and 447 engines.

Crankshaft distance gauge  
(12.7 mm)  
(P/N 420 876 824)



A00C3A4


#### APPLICATION

503 engine.

Cylinder aligning tool

A) (P/N 420 876 904)  
(on exhaust side)

B) (P/N 420 876 171)  
(on intake side)



A00B084

#### APPLICATION

A) 2-cylinder liquid cooled engines.  
B) 2-cylinder fan cooled engines.

Driver tool  
(P/N 529 035 521)

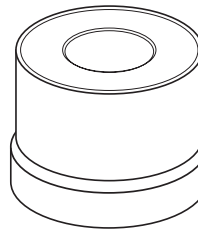


A00B404

#### APPLICATION

Mini Z.

Attachment  
(P/N 529 035 522)

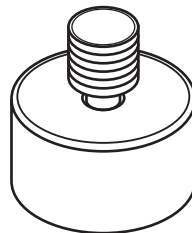


A00B4P4

#### APPLICATION

Mini Z.

Pilot 22 mm  
(P/N 529 035 523)

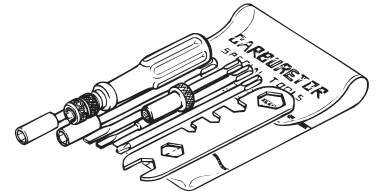


A00B4Q4

#### APPLICATION

Mini Z.

Carburetor tool kit  
(P/N 404 112 000)



A00B2F4

#### APPLICATION

All models.

Adaptor  
(P/N 529 033 800)

(TYPICAL)

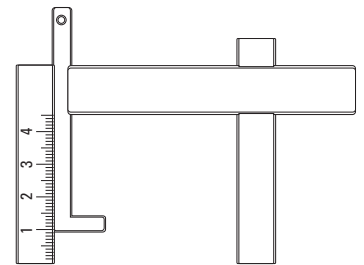


A00B4H4

#### APPLICATION

1997 and 1998 Grand Touring SE  
1998 Summit x 670.

Float level gauge  
(P/N 529 035 520)



A00B4N4

#### APPLICATION

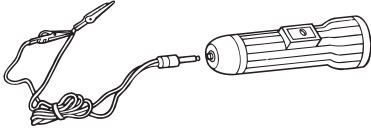
All models.

## Section 01 SERVICE TOOLS AND SERVICE PRODUCTS

### Subsection 01 (SERVICE TOOLS)

## ENGINE (continued) — RECOMMENDED SERVICE TOOLS

Circuit tester  
(continuity light)  
(P/N 414 012 200)

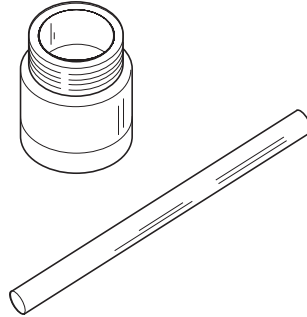


A00C214

#### APPLICATION

All vehicles.

RAVE movement indicator  
(P/N 861 725 800)



A18B014

#### APPLICATION

All RAVE equipped engines.

Magneto puller  
(P/N 420 976 235)



F01B294

#### APPLICATION

247 engine.

Stroboscopic timing light  
(P/N 529 031 900)

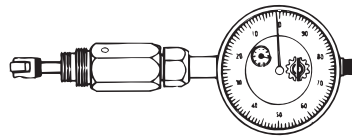


A00B4F4

#### APPLICATION

All engines.

Dial indicator  
(TDC gauge)  
(P/N 414 104 700)




A00B4E4

#### APPLICATION

All engines.

Injection pump gear holder  
(P/N 420 876 695)



A00B314

#### APPLICATION

253, 377, 447 and 503 engines.

Bypass wires  
(P/N 529 033 300)

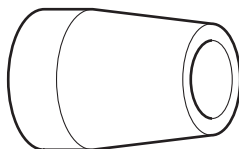


A00I094

#### APPLICATION

360 W magneto  
(Grand Touring 700/SE).

Seal protector sleeve  
A) (P/N 420 876 980)  
B) (P/N 420 876 490)



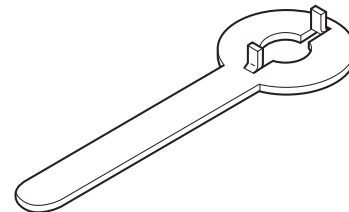
A00C0D4

#### APPLICATION

A) Rotary valve engines with 10 mm shaft.

B) Rotary valve engines with 12 mm shaft.

Injection pump gear holder  
(P/N 420 277 905)



A00C164

#### APPLICATION

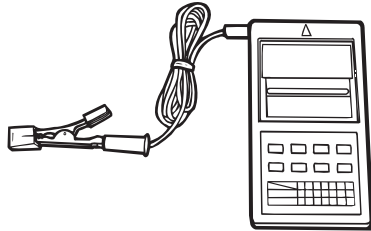
All liquid cooled engines.

# Section 01 SERVICE TOOLS AND SERVICE PRODUCTS

## Subsection 01 (SERVICE TOOLS)

### ENGINE (continued) — RECOMMENDED SERVICE TOOLS

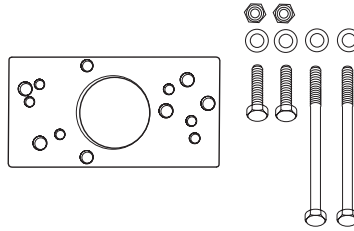
Digital/induction type tachometer  
(P/N 529 014 500)



F01B1G4

**APPLICATION**  
All engines.

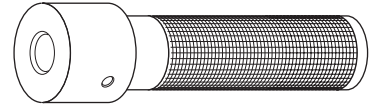
Base puller plate kit  
(P/N 529 024 900)



A05C0M4

**APPLICATION**  
277 engine.

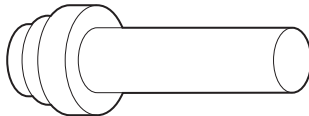
Handle for insertion jig  
(P/N 420 877 650)



A00C3V4

**APPLICATION**  
454, 494, 599, 670, 699, 779 and 809 engines.

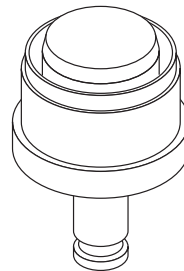
MAG seal pusher  
(P/N 420 277 875)



A00C0V4

**APPLICATION**  
277 engine.

Insertion jig  
(magneto side seal)  
(P/N 420 876 516)



A00C3T4

**APPLICATION**  
779 engine.

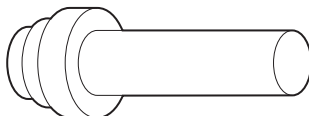
Exhaust spring installer/remover  
(P/N 529 035 559)



A00C3S4

**APPLICATION**  
All models except CK3 series.  
**NOTE:** This tool replaces exhaust spring installer/remover (P/N 529 028 100).

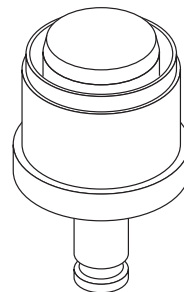
PTO seal pusher  
(P/N 420 876 660)



A00C0V4

**APPLICATION**  
277 engine.


Insertion jig  
(magneto seal)  
(P/N 420 876 514)



A00C3U4

**APPLICATION**  
454, 494, 599, 670, 699 and 809 engines.

Rotary valve seal and shaft pusher  
(P/N 420 876 605)



A00C0Y4

**APPLICATION**  
Rotary valve engines 1990 models and older.

---

## Section 01 SERVICE TOOLS AND SERVICE PRODUCTS

### Subsection 01 (SERVICE TOOLS)

---

## ENGINE (continued) — RECOMMENDED SERVICE TOOLS

Seal pusher (rotary valve)

(P/N 420 876 510)



A00C374

#### APPLICATION

All rotary valve shaft seals with a 12 mm I.D.

Rotary valve shaft pusher

(P/N 420 876 610)



A00C0F4

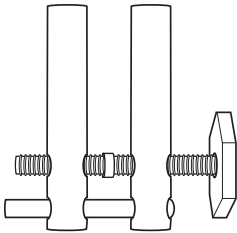
#### APPLICATION

All rotary valve engines with 12 mm shaft.

Large hose pincher

(P/N 529 032 500)

(TYPICAL)



F01B234

#### APPLICATION

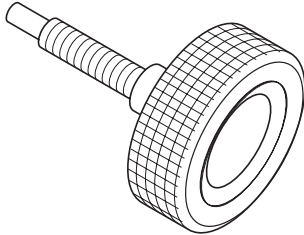
All vehicles.

# Section 01 SERVICE TOOLS AND SERVICE PRODUCTS

## Subsection 01 (SERVICE TOOLS)

### TRANSMISSION — MANDATORY SERVICE TOOLS

Driven pulley opening tool  
(P/N 529 017 200)




A00A1A4

#### APPLICATION

All non-RER models.

Forks (3)  
(P/N 529 005 500)

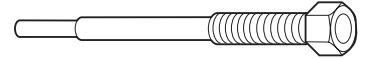


A16B014

#### APPLICATION

All vehicles equipped with a TRA drive pulley.

Drive pulley puller  
(P/N 529 002 100)  
(standard threads)



A00C084

#### APPLICATION

Square shaft, standard (SAE) threads.

Clutch holder  
(P/N 529 006 400)




A01B154

#### APPLICATION

All TRA drive pulleys.

Tool kit  
(P/N 529 025 400)

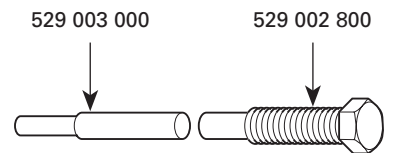


A00B5N4

#### APPLICATION

Comet® 102C drive pulley.

Drive pulley puller  
(P/N 860 414 200)  
(square shaft metric)  
Consists of:

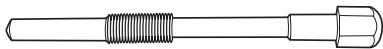


A00C095

#### APPLICATION

Square shaft, metric threads drive pulley.

TRA drive pulley puller  
(P/N 529 022 400)




A06B014

#### APPLICATION

TRA drive pulley for the 454, 494, 599, 670, 699, 779 and 809 engines.

TRA drive pulley puller  
(P/N 529 007 900) (25 mm)



A18B044

#### APPLICATION

TRA drive pulley for 443, 467, 503, 536 and 537 engines.

Drive pulley puller  
(P/N 529 025 000)



A00B5M4

#### APPLICATION

Comet® 102C drive pulley.

## Section 01 SERVICE TOOLS AND SERVICE PRODUCTS

### Subsection 01 (SERVICE TOOLS)

## TRANSMISSION (continued) — MANDATORY SERVICE TOOLS

Transmission alignment bar

- A) (P/N 529 026 900)
- B) (P/N 529 030 000)
- C) (P/N 529 035 586)
- D) (P/N 529 026 700)
- E) (P/N 529 035 530)
- F) (P/N 529 031 000)
- G) (P/N 529 035 527)
- H) (P/N 529 035 572)
- I) (P/N 529 035 594)



A01B4D4

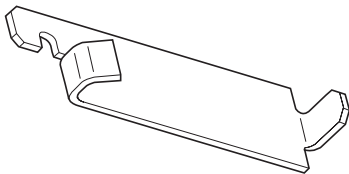
#### APPLICATION

- A) Tundra II LT/R.
- B) S-Series with Bombardier Lite.
- C) S-Series with Bombardier Lite and RER.
- D) F-Series, S-Series and ZX series with TRA.
- E) S-Series with TRA and RER.
- F) Skandic WT LC/SWT.
- G) CK3 series except 1998 Mach Z series.
- H) 1998 Mach Z series.
- I) CK3 series with RER.

Spring scale hook (long)

- A) (P/N 529 006 500)
- B) (P/N 529 030 900)
- C) (P/N 529 035 557)

(TYPICAL)

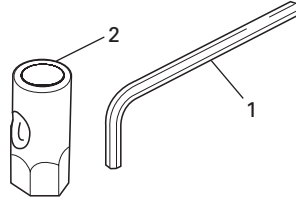


A00B4A4

#### APPLICATION

- A) Tundra II LT.
- B) F-Series and S-Series (1995 and newer).
- C) CK3 without RER.

Drive belt tension adjuster tool  
(P/N 529 008 700)



A15B044

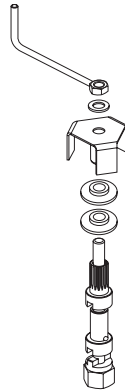
Parts included:

- 1) Hexagonal wrench (P/N 420 876 730).
- 2) Socket wrench (P/N 529 015 000).

#### APPLICATION

All vehicles except Élan, Tundra II and Skandic WT.

Pulley spring compressor  
(P/N 529 035 524)




A02D1P4

#### APPLICATION

All models.

**NOTE:** This tool has Acme threads and replaces spring compressor (P/N 529 018 600).

Driven pulley spring compressor  
(P/N 529 035 300)

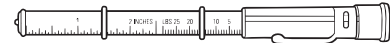


A05B034

#### APPLICATION

Tundra R.

Tension tester  
(P/N 414 348 200)



A00C074

#### APPLICATION

All models.

Countershaft bearing installer  
(P/N 529 030 200)



A00A194

#### APPLICATION

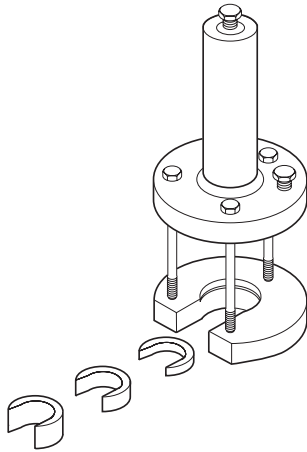
S-Series and F-Series.

**Section 01 SERVICE TOOLS AND SERVICE PRODUCTS**

Subsection 01 (SERVICE TOOLS)

**TRANSMISSION (continued) — MANDATORY SERVICE TOOLS**

Countershaft bearing remover  
(P/N 529 030 100)

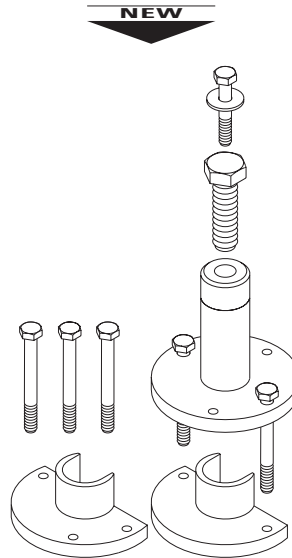


A00A274

**APPLICATION**

S-Series and F-Series.

Countershaft bearing  
remover/installer  
(P/N 529 035 699)



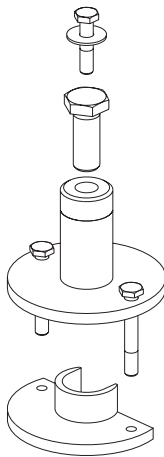
A00B5K4

**APPLICATION**

ZX and CK3 Series.

**NOTE:** This tool replaces CK3 series countershaft bearing remover/installer (P/N 529 035 554).

Countershaft bearing  
remover/installer  
(P/N 529 035 554)

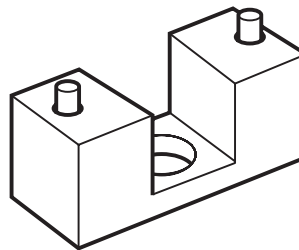


A01B5C4

**APPLICATION**

CK3 series.

Spring cover tool  
(P/N 529 027 300)



A01B4M4

**APPLICATION**

Bombardier Lite drive pulley.

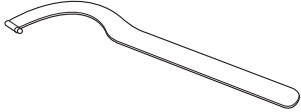
## Section 01 SERVICE TOOLS AND SERVICE PRODUCTS

### Subsection 01 (SERVICE TOOLS)

## TRANSMISSION (continued) — RECOMMENDED SERVICE TOOLS

The following tools are highly recommended to optimize your basic tool kit and reduce repair time.

Clutch holder  
(P/N 529 027 600)




A02B034

#### APPLICATION

Bombardier Lite drive pulley.

Drive pulley puller  
(P/N 529 031 400)



A18B044

#### APPLICATION

Bombardier Lite drive pulley, except Élan.

Driven pulley opening tool  
(P/N 529 035 501)



A03D2P4

#### APPLICATION

S and CK3 series with RER.

**NOTE:** This tool replaces driven pulley opening tool (P/N 529 019 500).

Driven pulley opening tool  
(P/N 529 034 200)

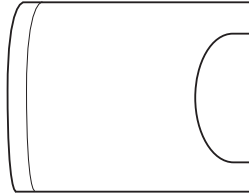


A05B044

#### APPLICATION

Tundra R.

Alignment tool  
(P/N 420 476 010)




A00C1D4

#### APPLICATION

Skandic WT and Alpine II gearbox.

Countershaft bearing installer  
(P/N 529 018 800)

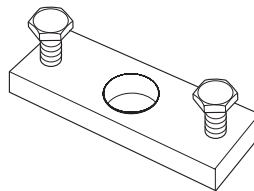


A00A194

#### APPLICATION

PRS chassis.

Cam pusher  
(P/N 529 012 900)

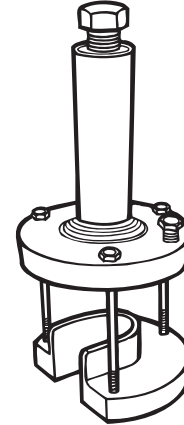


A18B064

#### APPLICATION

Tundra II LT.

Countershaft bearing remover  
(P/N 529 018 700)

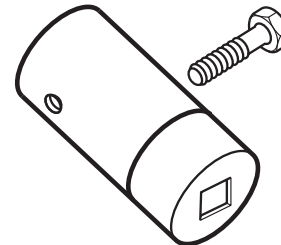


A00A164

#### APPLICATION

PRS chassis.

Drive pulley puller  
(P/N 529 023 100)



A00C3J4

#### APPLICATION

Élan.

Transmission ball mounting pin  
(P/N 420 476 020)



A00C1C4

#### APPLICATION

Alpine II 3-speed gearbox.

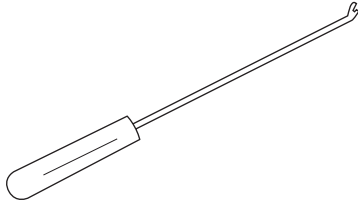


## Section 01 SERVICE TOOLS AND SERVICE PRODUCTS

### Subsection 01 (SERVICE TOOLS)

## TRANSMISSION (continued) — RECOMMENDED SERVICE TOOLS

Transmission adjuster  
(P/N 529 028 500)

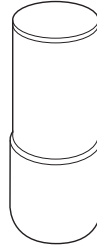


A00D0X4

#### APPLICATION

F-Series equipped with "twist shifter" reverse transmission.

Burnishing bar  
(P/N 529 026 402)

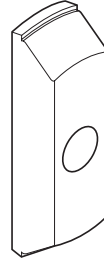


A00B464

#### APPLICATION

Tundra II LT, Safari L and Skandic.

Large bushing extractor  
(P/N 529 035 576)



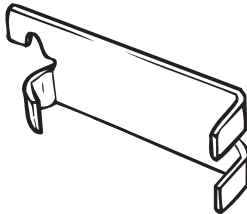
A02D1Q4

#### APPLICATION

Formula type driven pulley.

**NOTE:** Use this tool only with new puller (P/N 529 035 524) that has Acme threads and support plate included with extractor (P/N 529 031 100).

Spring scale hook (long)  
(P/N 529 015 200)

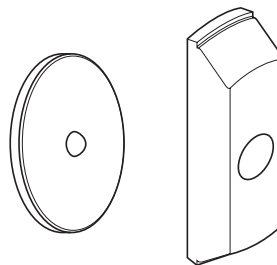


A01B514

#### APPLICATION

1994 models and older except Alpine II.

Large bushing extractor  
(P/N 529 031 100)



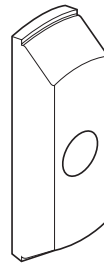
A00B414

#### APPLICATION

Formula type driven pulley.

**NOTE:** Use this tool only with former puller (P/N 529 018 600) that has regular threads.

Large bushing extractor  
(P/N 529 035 575)



A02D1Q4

#### APPLICATION

LPV 27 driven pulley.

**NOTE:** Use this tool only with new puller (P/N 529 035 524) that has Acme threads and support plate included with extractor (P/N 529 031 100).

Alignment bar

A) (P/N 529 025 600)

B) (P/N 529 028 200)

C) (P/N 529 028 300)

D) (P/N 529 026 800)

E) (P/N 529 031 000)



A01B4D4

#### APPLICATION

A) PRS chassis.

B) Alpine II.

C) Élan.

D) Safari L.

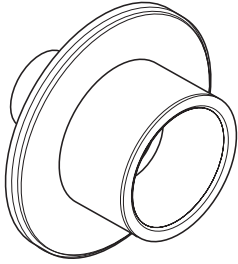
E) Skandic WT 1996.

## Section 01 SERVICE TOOLS AND SERVICE PRODUCTS

### Subsection 01 (SERVICE TOOLS)

## TRANSMISSION (continued) — RECOMMENDED SERVICE TOOLS

Large bushing installer and small bushing extractor  
(P/N 529 031 200)




A00B4J4

#### APPLICATION

All models except Tundra/R, Skandic WT/SWT/WT LC and S-Series with RER.

Chaincase seal pusher  
(P/N 529 035 584)



A00B504

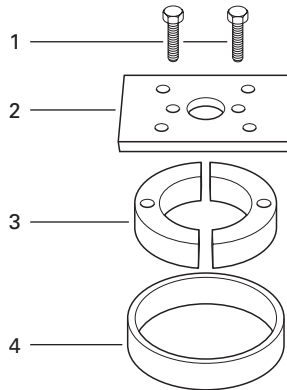
#### APPLICATION

S, F, CK3 and ZX series.

**NOTE:** This tool replaces chaincase upper seal pusher (P/N 529 032 300).

3-speed transmission bearing extractor

- 1) Screw M8 x 25 (2)  
(P/N 207 182 544)
- 2) Plate
- 3) Half ring (2)  
(P/N 420 876 330)
- 4) Ring  
(P/N 420 977 480)




A00C1B4

#### APPLICATION

Alpine II 3-speed transmission.

TRA drive pulley puller (27 mm)  
(P/N 529 010 100)

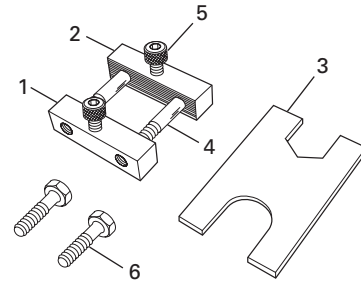


A18B044

#### APPLICATION

TRA drive pulley (27 mm) shaft except 454, 670 and 779 engines.

Drive axle sprocket adjuster  
(P/N 861 725 700)



A01B204

Parts included in the kit:

- 1) Block with threads  
(P/N 529 010 700)
- 2) Block without threads  
(P/N 529 010 800)
- 3) Plate  
(P/N 529 010 600)
- 4) Bolt M10 (2)  
(P/N 222 007 565)
- 5) Allen screw M8 (2)  
(P/N 222 983 065)
- 6) Screw M8 (2)  
(P/N 222 082 565)

**NOTE:** When the tool is to be used between tunnel and sprocket use screws M8.

#### APPLICATION

All vehicles except Élan.

Transmission adjuster  
(P/N 529 030 300)



A03D1T4

#### APPLICATION

Vehicles equipped with "push-pull shifter" reverse transmission.

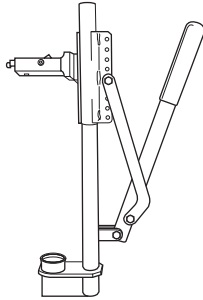
**SUSPENSION — MANDATORY SERVICE TOOLS**

Shock spring removal kit

(P/N 529 035 504)

Replacement clevis pin:

(P/N 414 528 400)



A01B404

**APPLICATION**

All suspensions with coil spring.

**NOTE:** The previous shock spring removal kit (P/N 529 027 100) can be upgraded by replacing the stopper with a wider stopper (P/N 529 035 551).

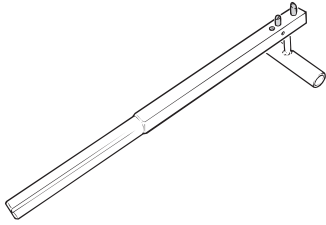
## Section 01 SERVICE TOOLS AND SERVICE PRODUCTS

### Subsection 01 (SERVICE TOOLS)

## SUSPENSION (continued) — RECOMMENDED SERVICE TOOLS

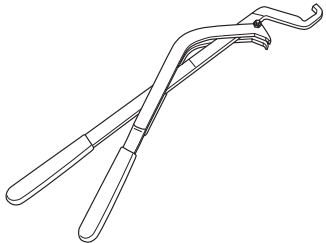
- A) Track cleat remover  
(P/N 529 008 200)  
Pins  
(P/N 529 008 204)

**NOTE:** Pins can be rotated 180° depending on whether the tool is used by a left-hander or right-hander.



A01B1J4

- B) Track cleat remover  
(P/N 529 028 700)

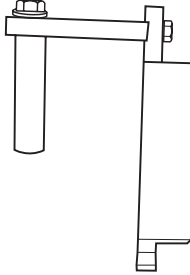


A01F224

#### APPLICATION

- A) 1993 and older.  
B) 1994 and newer except Élan and Tundra II.

- Camber angle tool  
(P/N 529 021 600)  
**NOTE:** Angle finder with a magnetic base must be used.  
Suggestion: K-D tool no. 2968

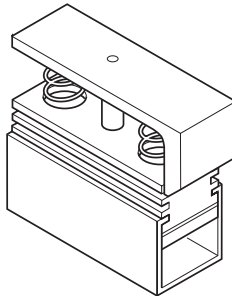


A06B024

#### APPLICATION

All DSA front suspensions.

- Track tension gauge  
(P/N 529 021 500)

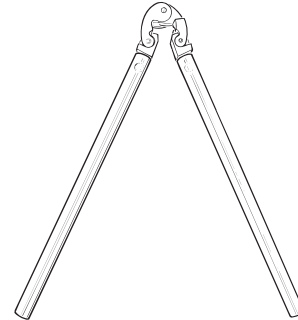


A00B3X4

#### APPLICATION

All models except Élan.

- Track cleat installer  
A) (P/N 529 008 500)  
Narrow  
B) (P/N 529 028 800)  
Narrow  
C) (P/N 529 007 700)  
Wide



A01B1M4

#### APPLICATION

- A) 1993 and older.  
B) 1994 and newer.  
C) 1992 and older with wide cleat opening.

- Dome guide  
A) (P/N 529 026 500)



- B) (P/N 529 035 728)



A06F1B4

#### APPLICATION

- A) C-36 T/A shocks.  
B) C-46 T/A shocks.

# Section 01 SERVICE TOOLS AND SERVICE PRODUCTS

## Subsection 01 (SERVICE TOOLS)

### SUSPENSION (continued) — RECOMMENDED SERVICE TOOLS


Shock wrench  
(P/N 529 035 727)



A00F224

All T/A shocks

Tool for shock (needle type)  
(P/N 529 035 614)

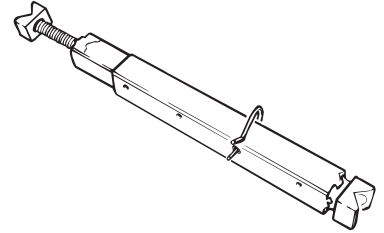


A00B514

#### APPLICATION

Most 2000 and up T/A shocks.

Drive axle holder  
(P/N 529 007 200)

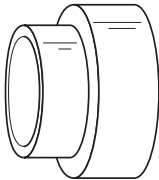


A01B1E4

#### APPLICATION

All models.

Piston guide  
A) (P/N 529 026 600)  
B) (P/N 529 035 608)

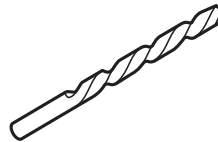


A06F1C4

#### APPLICATION

A) C-36 T/A shocks.  
B) C-46 T/A shocks.

Drill bit  
(P/N 529 031 800)

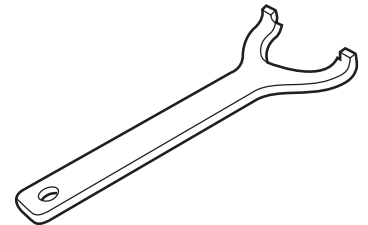


A01B564

#### APPLICATION

All 3/16 inch rivets.

Kayaba shock adjustment tool  
(P/N 529 035 582)

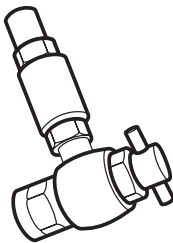


A00A1K4

#### APPLICATION

C-7 suspension.

Gas shock valve tool  
(tire valve type)  
(P/N 529 035 570)

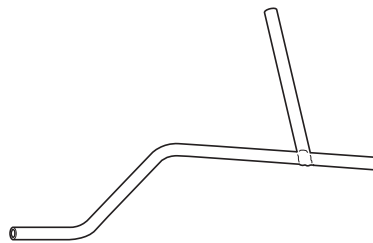


A02F134

#### APPLICATION

1999 and older T/A shocks and  
some 2000 and up T/A shocks.

Spring installer (bar)  
(P/N 529 005 000)

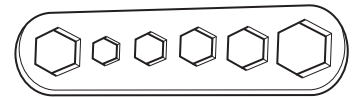


A00C114

#### APPLICATION

Tundra II LT, Scout and all SC-10  
suspensions.

Hexagonal wrench  
(P/N 529 014 700)



A19B024

#### APPLICATION

All SC-10 suspensions, Safari and  
Skandic prior to 1995.

Suspension adjustment wrench  
(P/N 529 017 100)



A15B094

#### APPLICATION

1992 and old Formula C-7.

## Section 01 SERVICE TOOLS AND SERVICE PRODUCTS

### Subsection 01 (SERVICE TOOLS)

## SUSPENSION (continued) — RECOMMENDED SERVICE TOOLS

Suspension adjustment wrench  
(P/N 529 032 900)



A02F114

#### APPLICATION

ARM and SC 10 II suspensions.

Suspension adjustment wrench  
(P/N 529 034 100)



A02F124

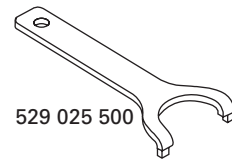
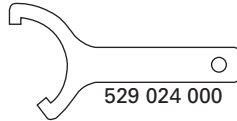
#### APPLICATION

CK3 series.

Adjustment wrench

(P/N 861 743 900)

Consists of:




A00B4B4

#### APPLICATION

1998 and older models with T/A shock.

Adjustment wrench

(P/N 520 000 126)



A00B5H4

#### APPLICATION

SC-10 II (coupling blocks).

**Section 01 SERVICE TOOLS AND SERVICE PRODUCTS**

Subsection 01 (SERVICE TOOLS)

**VEHICLES — RECOMMENDED SERVICE TOOLS**

Protective mat  
(P/N 529 030 600)

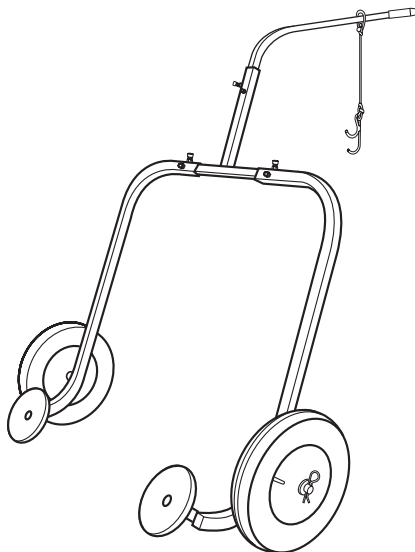


A01B45W

**APPLICATION**

All vehicles.

Dolly  
(P/N 529 029 900)

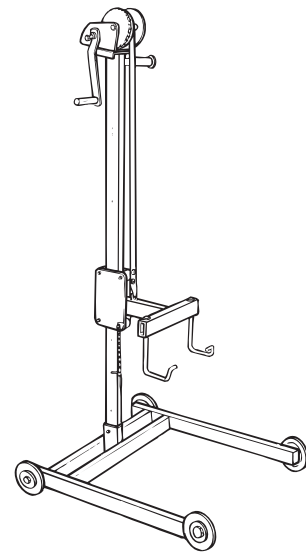


A00B4CJ

**APPLICATION**

All models.

Snowmobile jack  
(P/N 529 020 000)



A01A1JJ

**APPLICATION**

All models.

## Section 01 SERVICE TOOLS AND SERVICE PRODUCTS

### Subsection 01 (SERVICE TOOLS)

#### VEHICLES (continued) — RECOMMENDED SERVICE TOOLS

Template for hood drilling  
(P/N 529 034 400)



A02H154

#### APPLICATION

S-Series.

**NOTE:** To drill new hood prior to install meters.

Terminal (Packard) remover  
Not sold by Bombardier

Snap-on  
TT 600-4

**NEW**



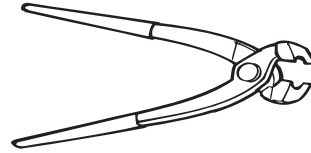
F01B1J4

#### APPLICATION

Models with Packard connectors.

Hose clamp pliers  
(P/N 295 000 070)

**NEW**

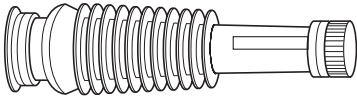


F01D174

#### APPLICATION

Some models.

Flexible spout for oil container  
(P/N 414 837 300)



F04B044

#### APPLICATION

All models.

Crimping tool  
(P/N 295 100 164)

**NEW**

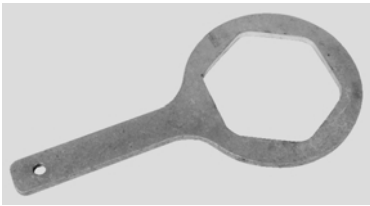


F00B0E4

#### APPLICATION

Models with AMP connectors.

Adjustment wrench  
(P/N 529 035 603)



A32B044

#### APPLICATION

To remove and install fuel tank nut on ZX series.



# SERVICE PRODUCTS

## MANDATORY SERVICE PRODUCTS

Retaining compound  
(P/N 413 703 100)  
Loctite® RC/609:  
Retaining compound (10 mL)  
(green)



A00B2S4

### APPLICATION

Used for retaining bushings, bearings in slightly worn housing or on shaft.

Paste gasket  
(P/N 413 702 700)  
Loctite® 515:  
Gasket eliminator (50 mL)



A00B2T4

### APPLICATION

Crankcase halves and gearbox mating surfaces.

Paste gasket  
(P/N 293 800 038)  
Loctite® 518:  
Gasket eliminator (50 mL)




F01B124

### APPLICATION

Crankcase halves and gearbox mating surfaces.

Medium-strength threadlocker  
(P/N 293 800 060)  
Loctite® 243:  
Threadlocker (10 mL)  
(blue, medium strength)



F00A004

### APPLICATION

Flywheel nut, crankcase studs, etc.

**NOTE:** This product replaces Loctite 242 (P/N 293 800 015).

Sealing compound  
(P/N 420 297 906)  
(30 mL)



A00B564

### APPLICATION

To seal crankcase on all ZX series engines.

**NOTE:** This product replaces the larger tube (P/N 420 297 905).

High strength threadlocker  
(P/N 293 800 005)  
Loctite® 271:  
Threadlocker (10 mL)  
(red, high strength)



A00B2U4

### APPLICATION

Fasteners and studs up to 25 mm (1 in) diameter.

## Section 01 SERVICE TOOLS AND SERVICE PRODUCTS

### Subsection 02 (SERVICE PRODUCTS)

#### MANDATORY SERVICE PRODUCTS (continued)

Gasket/paint remover  
(P/N 413 708 500)  
Loctite® Chisel  
510 g (18 oz)



A00B574

#### APPLICATION

Clean mating surfaces of cylinders and crankcase. Remove carbon in combustion chambers.

Molykote PG 54  
(P/N 420 899 763)  
(10 g)



A00B5F4

#### APPLICATION

To lubricate pawl and pawl lock of rewind starter.

Molykote G-n paste  
(P/N 711 297 433)  
(50 g)



A00B5P4

#### APPLICATION

To lubricate RAVE valve stem on engine with oil seal in RAVE housing.

Grease Isoflex  
(P/N 293 550 021)  
(50 g)



A00B554

#### APPLICATION

To lubricate some crankshaft bearings on some engines.

Petamo grease  
(P/N 420 899 271)



A00B584

#### APPLICATION

To lubricate lip of all ZX series engine crankshaft seals.

Loctite® primer  
(P/N 293 800 041)  
Primer N  
128 g (5 oz)



A00B3N4

#### APPLICATION

To prepare mating surfaces before applying paste gasket, retaining compound or threadlockers.

**NOTE:** Only the P/N has been changed. This product is identical to the P/N 413 708 100.

## Section 01 SERVICE TOOLS AND SERVICE PRODUCTS

### Subsection 02 (SERVICE PRODUCTS)

## RECOMMENDED SERVICE PRODUCTS

Premix oil  
(P/N 413 803 100)  
(12 x 500 mL)



A00B5L4

#### APPLICATION

All pre-mix models.

BOMBARDIER injection oil  
(P/N 413 802 900)  
(12 x 1 liter)  
(P/N 413 803 000)  
(3 x 4 liter)  
(P/N 413 803 200)  
(205 liter)



F01B2H4

#### APPLICATION

All engines.

BOMBARDIER Formula XP-S  
synthetic injection oil  
(P/N 413 710 500)  
(12 x 1 liter)  
(P/N 413 711 000)  
(3 x 4 liter)  
(P/N 413 710 700)  
(205 liter)



A02F144

#### APPLICATION

All engines.

Premixed coolant - 52°C (- 62°F)  
(P/N 413 711 802)  
(16 x 1 L)



A00B5E4

#### APPLICATION

All liquid cooled models.

Storage oil  
(P/N 413 711 600)  
(350 g spray can) (12 x 350 g)



A02B054

#### APPLICATION

All models.

**NOTE:** Only the P/N has been changed. This product is identical to the P/N 496 014 100.

Fuel stabilizer  
(P/N 413 408 600)  
(12 x 8 oz)



A00B3V4

#### APPLICATION

All models.

## Section 01 SERVICE TOOLS AND SERVICE PRODUCTS

### Subsection 02 (SERVICE PRODUCTS)

## RECOMMENDED SERVICE PRODUCTS (continued)

Chaincase oil  
(P/N 413 801 900)  
(16 x 250 mL)



A00B2R4

#### APPLICATION

Chaincase lubricant on all fan-cooled models except Skandic WT series.

Synthetic chaincase oil  
(P/N 413 803 300)  
(12 x 355 mL)



A01B4Q4

#### APPLICATION

Chaincase lubricant on all liquid-cooled models and Skandic WT series.

Grease LMZ no. 1  
(P/N 413 707 500)  
(400 g)



A00B1Y4

#### APPLICATION

Mainly used between regulators or rectifiers and frame to transfer the heat build-up and to assure a good ground.

Synthetic grease  
(P/N 413 711 500)  
(400 g)



A01B574

#### APPLICATION

For front and rear suspension components and drive axle bearing.

Super Lube (grease)  
(P/N 293 550 014)



A00B474

#### APPLICATION

Exhaust tail pipe grommet.

BOMBARDIER LUBE  
(P/N 293 600 016)  
(12 x 14 oz)



A00B4W4

#### APPLICATION

Steering ball joints on all models.

Shock oil  
(P/N 293 600 035)  
(32 oz)

(TYPICAL)



A02F154

#### APPLICATION

T/A shocks.

## Section 01 SERVICE TOOLS AND SERVICE PRODUCTS

### Subsection 02 (SERVICE PRODUCTS)

## RECOMMENDED SERVICE PRODUCTS (continued)

Anti-seize lubricant  
(P/N 293 800 070)  
Loctite anti-seize  
lubricant 236 mL (8 oz)



A00B594

#### APPLICATION

Mounting surfaces of driven pulley and brake disc on countershaft.

Molykote 111  
(P/N 413 707 000)

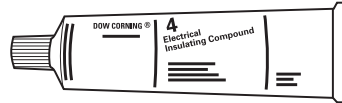


A00B3W4

#### APPLICATION

Crankshaft seals on all engines except ZX series ones.

Silicone dielectric grease  
(P/N 293 550 004)  
(3 oz)



A00B1X4

#### APPLICATION

On all electric connections. High tension coil and spark plug connections. Connector housings, etc.

**NOTE:** Only the P/N has been changed. This product is identical to the P/N 413 701 700.

Parts cleaner  
(P/N 413 711 809)  
(320 g)



A00B4X4

#### APPLICATION

Engine crankcase joining surfaces, pulleys and any greasy surfaces.

Bombardier cleaner  
(P/N 293 110 001)  
(400 g)  
(P/N 293 110 002)  
(4 L)



F01B2J4

#### APPLICATION

All models.

Plastic & vinyl cleaner  
(P/N 413 711 200)  
(6 x 1 L)



A00B4V4

#### APPLICATION

Hood, bottom pan and seat.

## Section 01 SERVICE TOOLS AND SERVICE PRODUCTS

### Subsection 02 (SERVICE PRODUCTS)

## RECOMMENDED SERVICE PRODUCTS (continued)

High temperature threadlocker  
(P/N 413 711 400)  
Loctite 648 (5 mL)  
(green)



A00B3D4

#### APPLICATION

To fasten oil injection nozzle to crankcase.

**NOTE:** Only the P/N has been changed. This product is identical to the P/N 420 899 788.

High temperature RTV sealant  
(P/N 413 710 300)  
Ultra Copper  
(80 mL)



A00B5A4

#### APPLICATION

All models.

Gel instant adhesive  
(P/N 413 708 300)  
Loctite 454-40  
20 g (.70 oz)



A00B3O4

#### APPLICATION

Isolating foam and rubber strip.

Tough adhesive  
(P/N 413 408 300)  
Loctite Black Max  
3 mL (.10 oz)



A00B3P4

#### APPLICATION

Shifter boot or grip.

Pipe sealant  
(P/N 293 800 018)  
Loctite 592 (50 mL)



A00B2W4

#### APPLICATION

Engine plugs and senders.

**NOTE:** Only the P/N has been changed. This product is identical to the P/N 413 702 300.

General purpose instant adhesive  
(P/N 293 800 021)  
Loctite 495 (3 g)



A00B2V4

#### APPLICATION

Rubber to metal bonding and most hard plastic.

**NOTE:** Only the P/N has been changed. This product is identical to the P/N 413 703 200.

Clear silicone  
(P/N 293 800 033)



F01B1S4

#### APPLICATION

All models to seal bottom pan.

Paint for frame touch-up  
(P/N 413 401 000)  
Black semi-gloss  
(spray can)



A00B3H4

#### APPLICATION

All models with a black frame.