




**2-PASSENGER SEAT  
(P/N 861 772 700)**

**⚠ WARNING**

For safety reasons, this kit must be installed by an authorized Ski-Doo® snowmobile dealer. Should removal of a locking device (e.g. lock tabs, self-locking fasteners, etc.) be required when undergoing disassembly/assembly, always replace with a new one. This instruction sheet should be given to the purchaser. This kit is designed for specific applicable models only. It is not recommended for units other than those for which it was sold.

NOTE: Installation time is approximately 1.0 hour.

**PARTS TO BE INSTALLED**



1. Seat Assembly (not illustrated)
2. Screw (2) (not illustrated)
3. Backrest Assembly (not illustrated)
4. Seat Strap
5. Bracket (2)
6. Pin (2)
7. Rivet 3/16 (4)
8. Warning Label (not illustrated)

**PROCEDURE**


**Seat Installation**

Remove seat and replace by new one no. 1. Refer to appropriate *Shop Manual* for proper removal/installation procedures.

**Bracket Installation**

Remove RH and LH mouldings. Refer to appropriate *Shop Manual* for proper removal/installation procedures.

Cut and place template # 1 (refer to last page), on RH side and secure with tape. See following illustration.



**ALIGN HOLE ON TUNNEL WITH HOLE ON TEMPLATE**

Using center punch, mark holes position.

Remove template and drill two 4.7 mm (3/16 in) holes.


Using template # 2, repeat same procedure for LH side.

Using rivets no. 7, install brackets no. 5.

**NOTE:** Rivets are installed by the inside of vehicle.  
Reinstall mouldings.

## Seat Strap Installation

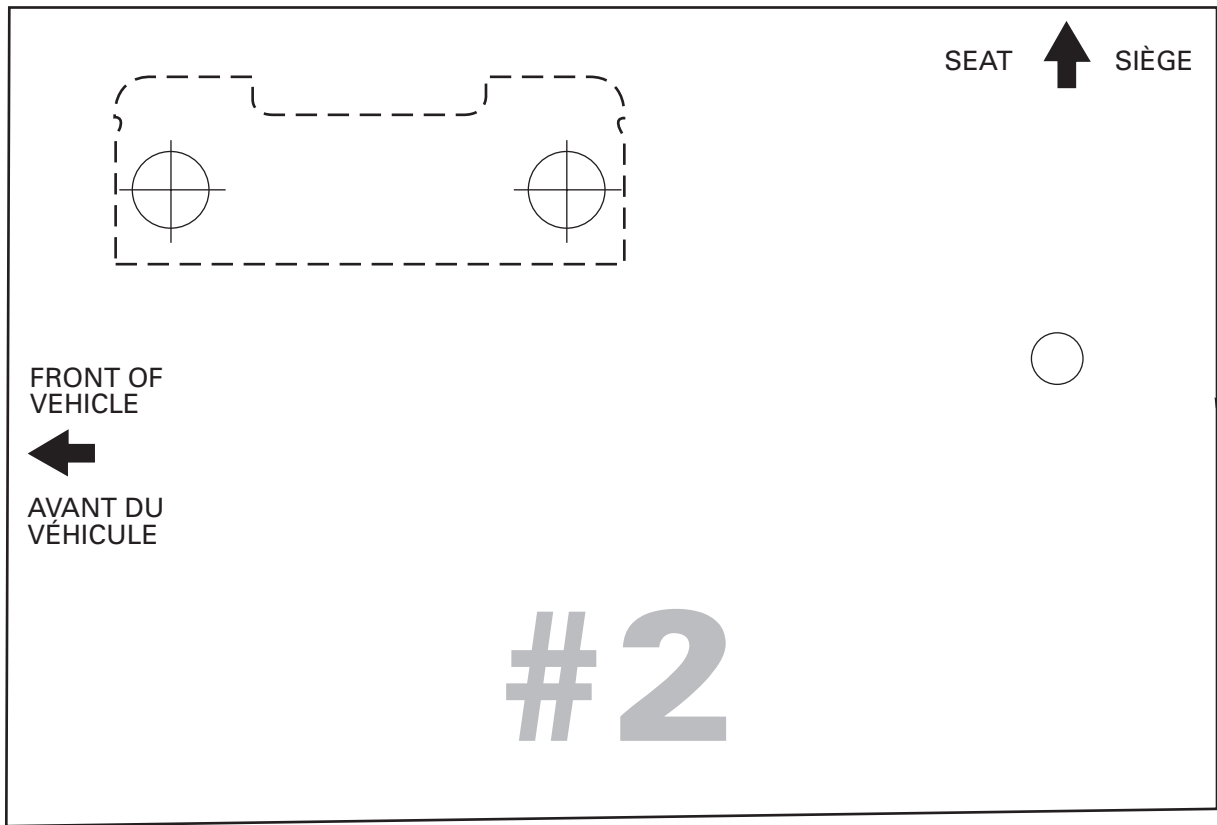
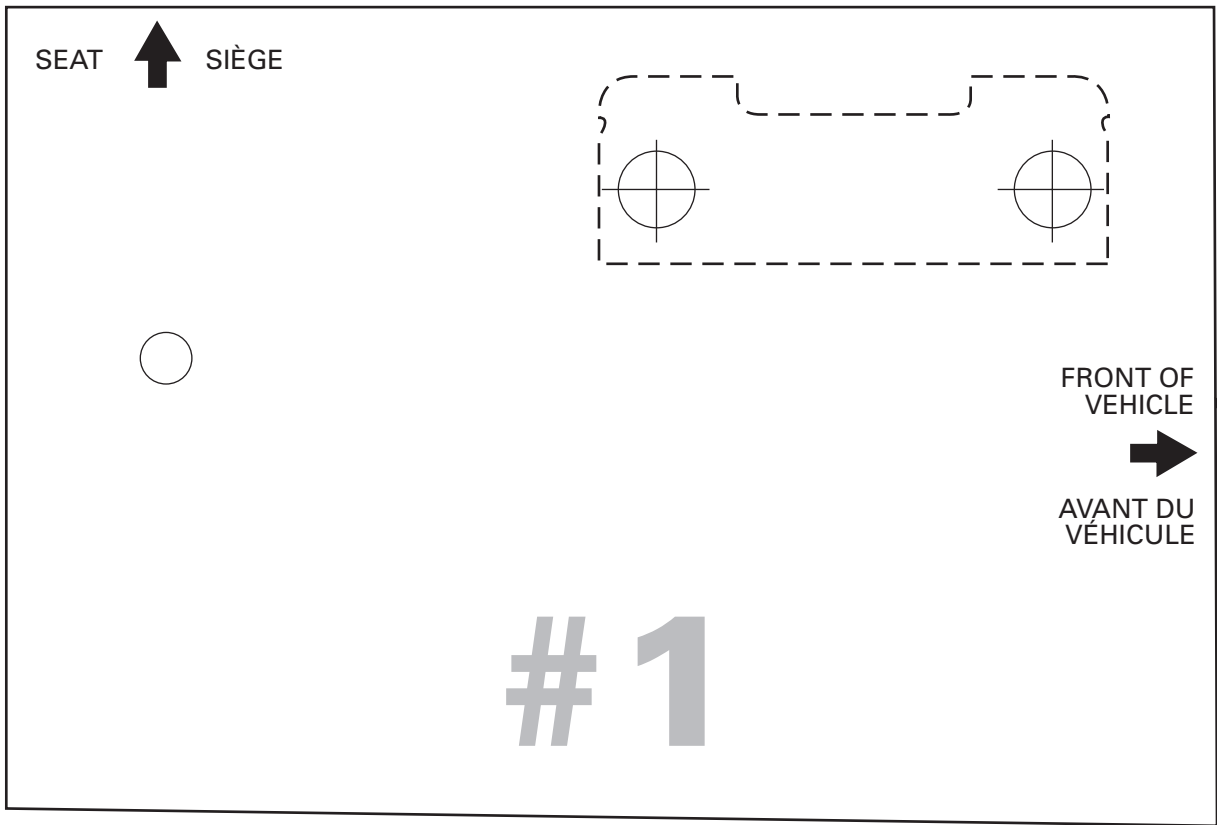
Insert one end of seat strap **no. 4** in bracket. Install a pin **no. 6** at the end of seat strap.



Pull seat strap and jam pin in bracket.  
Repeat for other side.

## Backrest Installation

Align backrest **no. 3** and secure with screws **no. 2**.  
Install warning decal **no. 8** on top of existing decal.



A15A0VV

## 861 772 700

1.	510 003 765	Seat Assembly (not illustrated)	Siège (complet) (non illustré)
2.	732 600 009	Screw (2) (not illustrated)	Vis (2) (non illustrées)
3.	510 003 763	Backrest Assembly (not illustrated)	Dossier (complet) (non illustré)
4.	510 003 762	Seat Strap	Courroie de siège
5.	518 145 700	Bracket (2)	Support (2)
6.	517 166 100	Pin (2)	Goupille (2)
7.	390 402 200	Rivet 3/16 (4)	Rivet 3/16 (4)
8.	516 000 300	Warning Label (not illustrated)	Étiquette d'avertissement (non illustrée)