

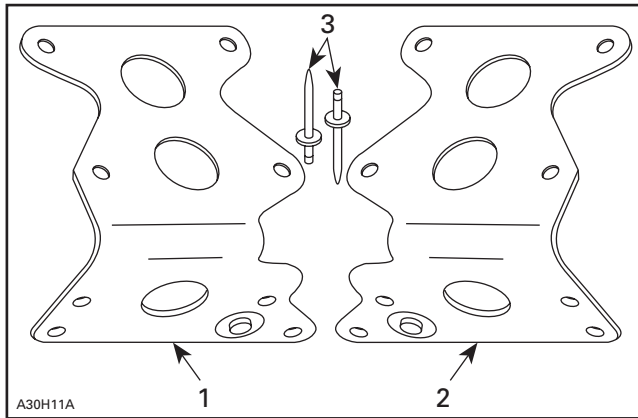


◆ WARNING

For safety reasons, this kit must be installed by an authorized Bombardier snowmobile dealer. Should removal of a locking device be required when undergoing disassembly/assembly, always replace with a new one. This instruction sheet should be given to the purchaser. This kit is designed for specific applicable models only. It is not recommended for vehicles other than those for which it was sold.

NOTE: Installation time is approximately 0.8 hour.


PARTS TO BE INSTALLED



- 1. RH junction plate
- 2. LH junction plate
- 3. Rivets (16)

PROCEDURE


Remove bolts retaining rear axle on each side.
Refer to following photo.



- 1. Remove this bolt on each side

Remove bolts retaining support wheels on each side.


Refer to following photo.



- 1. Remove this bolt on each side

Lift rear of snowmobile enough to gain access to location of plate installation.

Refer to following photo.

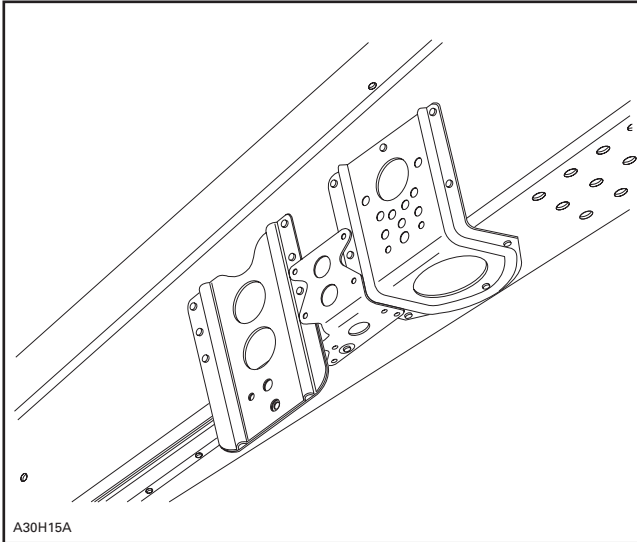


RIGHT SIDE VIEW (FROM UNDERNEATH)

▼ **CAUTION**

Make sure snowmobile is properly supported.

Install left side junction plate **no. 2** as per positioning on next illustration.



LEFT SIDE VIEW

With plate in place, using one of the pre-drilled holes, mark hole on tunnel with a punch.

Remove plate and drill a 5 mm (3/16 in) hole at punch mark, in tunnel.

Reposition plate and secure with a rivet **no. 3**.

Using other pre-drilled holes as template, drill the 7 remaining holes and secure plate with rivets.

Repeat procedure for right side with plate **no. 1**.

FINALIZING

Lower snowmobile slowly to align support wheel holes on each side.

Reinstall retaining bolts and tighten firmly.

Keep lowering snowmobile to align rear axle holes on each side.

Reinstall retaining bolts and tighten firmly.

▼ **CAUTION**

Loctite 271 (red) must be applied on bolt threads for a proper assembly.

861 7658 00

1.	518 321 426	RH Junction Plate	Plaque de jonction droite
2.	518 321 427	LH Junction Plate	Plaque de jonction gauche
3.	390 402 200	Rivet (16)	Rivet (16)