


# ski-doo®

1997

CATALOGUE DE PIÈCES PARTS CATALOG



GRAND TOURING SE

4 8 0 1 4 2 6 0 0

# PARTS CATALOG CATALOGUE DE PIÈCES

## 1997

# GRAND TOURING 700 SE

**◆ WARNING : For user safety, Rotax engines designed for snowmobiles must not be used to power products other than Ski-Doo snowmobiles.**

Bombardier Inc. and its subsidiaries denies any responsibility for any usage other than the one prescribed.

Dealers that do not follow this practice may be financially liable should injury occur.

Bombardier Inc. reserves the right at any time to discontinue or change specifications, designs, features, models or equipment without incurring obligation.

**◆ AVERTISSEMENT : Pour la sécurité des utilisateurs, les moteurs Rotax conçus pour les motoneiges ne doivent pas être utilisés pour des fins autres que de faire fonctionner les motoneiges Ski-Doo.**

Bombardier Inc. et ses filiales se dégage de toute responsabilité pouvant découler des utilisations autres que celle prescrite.

Les concessionnaires qui ne se conforment pas à cet avis peuvent être tenus responsables financièrement advenant des blessures.

Bombardier Inc. se réserve le droit d'effectuer des changements dans le dessin et les caractéristiques de ses véhicules et / ou d'y effectuer des apports ou des améliorations, cela sans s'engager d'aucune façon à effectuer lesdites opérations sur les véhicules déjà fabriqués.

# PARTS CATALOG

The illustrations figuring in this parts catalog show typical construction of the different assemblies and, in all cases, may not reproduce the full detail or exact shape of the parts shown. However, they represent parts which have the same or similar function.

## SYMBOLS USED IN THIS CATALOG

- @ - In «Quantity» column means «Use as Required». Consult Ski-Doo 1997 Shop Manual for TOOLS and SERVICE PRODUCTS.
- Opt - In «Quantity» column means «Optional».
- N** - In «Numerical» column means «New Parts».
- A **bold** description indicates that several parts are included in that item.

Ski-Doo Model Modèle Ski-Doo	Vehicle Codification Code du véhicule Can/U.S	Rotax Engine Type Type de moteur Rotax	Mikuni Carburetors Carbureteurs Mikuni PTO / CTR / MAG
<b>GRAND TOURING 700 SE</b>	<b>1129 / 1130</b>	<b>(699) (400 6030 00)</b>	<b>403 1289 00 / 403 1290 00 / 403 1289 00</b>



# CATALOGUE DE PIÈCES

Les illustrations contenues dans ce catalogue indiquent la disposition des pièces les unes par rapport aux autres. Il est donc possible qu'elles ne rendent pas compte de la forme exacte de ces pièces ainsi que de leurs détails de fabrication. Ces illustrations ont pour but d'identifier des pièces qui remplissent la même fonction ou une fonction identique.

## SYMBOLES UTILISÉS DANS CE CATALOGUE

- @ - Dans la colonne «Quantité» signifie «Au besoin». Consulter le Manuel de Réparation Ski-Doo 1997 pour les OUTILS et les PRODUITS D'ENTRETIEN.
- Opt - Dans la colonne «Quantité» signifie «En option».
- N** - Dans la colonne «Numérique» signifie «Nouvelle pièce».
- Une description en caractère **gras** signifie qu'il y a plus d'une pièce dans cet item.

# TABLE OF CONTENTS



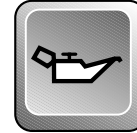
## Engine and Components A5 ⇨ B2

- Crankcase (699) (A5, A6)
- Crankshaft, Pistons (699) (A7)
- Cylinder, Exhaust Manifold (699) (A8, A9)
- Magneto 12v 220w (699) (A10)
- Rewind Starter (A11)
- Electric Starter and Supports (A12)
- Engine Support and Muffler (699) (B1, B2)



## Cooling System B3

- Cooling System (B3)
- Temperature Sensor (B3)



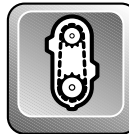
## Oil Injection System B4, B5

- Ignition Housing (B4)
- Oil Pump (B4)
- Oil Line (B4)
- Oil Tank and Support (B5)




## Fuel System B6 ⇨ B11

- Fuel Tank, Fuel Lines, Filters (699) (B6, B7)
- Fuel Pump (699) (B6)
- Throttle Handle, Kill Switch (699) (B7)
- Air Silencer (699) (B8)
- Air Intake System (B8, B9)
- Carburetors (699) (B10, B11)



## Transmission B12 ⇨ C2

- Transmission (B12⇨C2)



## Pulleys C3 ⇨ C5

- Drive Pulley, Belt (699) (C3)
- Countershaft, Brake Disk (C5)
- Driven Pulley (699) (C5)



## Hydraulic Brake and Belt Guard C6

- Hydraulic Brake Handle and Hoses (C6)
- Hydraulic Brake Housing and Pads (C6)
- Belt Guard (C6)
- Brake Handle Housing and Switch (C6)
- Brake Disk Ass'y (C6)



## Steering and Front Suspension C7 ⇨ C10

- Steering System (C7, C8)
- Front Suspension and Ski System (C9, C10)




## Track and Rear Suspension C11 ⇨ D6

- Drive Axle (C11)
- Track and Sprockets (C11)
- Speedometer Cable Protector (C11)
- Rear Suspension System (699) (C12, D1)
- Front Arm (699) (RR Susp.) (D2, D3)
- Rear Arm (699) (RR Susp.) (D4, D5)
- Air Shock and Compressor (RR Susp.) (D6)



## Frame and Body D7 ⇨ E3

- Seat (D7 ⇨ D9)
- Taillamp Housing (D7)
- Rear Bumper, Mouldings (D7)
- Rack / Backrest (D7, D8)
- Snow Guard (D9)
- Front Member and Frame (D10, D11)
- Bottom Pan, Front Bumpers (E1)
- Cab and Windshield (D12)
- Cab Hinges and Latches (D12)
- Air Deflectors (D12)
- Mirror (E2)
- Decals (E3)



## Electrical System E4 ⇨ E7

- Electrical Terminals (E4⇨E7)
- Switches (Heating Grip, Brake, Ignition) (E4)
- Pilot Lamps (E4)
- Regulator (E4)
- Speedometer (E4)
- Tachometer (E5)
- Temperature and Fuel Gauge (E5)
- Fuel Sender (E5)
- Headlamp Ass'y and Brackets (E4)
- Battery (E7)



## Numerical Index E8 ⇨ E10

- Numerical Index (E8⇨E10)

# TABLE DES MATIÈRES



## Moteur et composants A5 ⇨ B2

- Carter (699) (A5, A6)
- Vilbrequin, pistons (699) (A7)
- Cylindre, collecteur d'échappement (699) (A8, A9)
- Magnéto 12v 220w (699) (A10)
- Démarreur à rappel (A11)
- Démarreur électrique et support (A12)
- Support moteur et silencieux (699) (B1, B2)



## Système de refroidissement B3

- Système de refroidissement (B3)
- Capteur de température (B3)




## Système d'injection d'huile B4, B5

- Boîtier allumage (B4)
- Pompe à huile (B4)
- Conduits d'huile (B4)
- Réservoir d'huile et support (B5)




## Système d'alimentation B6 ⇨ B11

- Réservoir à essence, Conduits, Filtres (699) (B6, B7)
- Pompe à essence (699) (B6)
- Manette accélérateur (699) (B7)
- Interrupteur d'urgence (699) (B7)
- Silencieux d'admission (699) (B8)
- Système d'admission d'air (B8, B9)
- Carburateurs (699) (B10, B11)



## Transmission B12 ⇨ C2

- Transmission (B12 ⇨ C2)



## Poulies C3 ⇨ C5

- Poulie motrice (699) (C3)
- Courroie d'entraînement (C3)
- Arbre de renvoi, disque de frein (C5)
- Poulie menée (699) (C5)



## Frein hydraulique et garde-courroie C6

- Conduits et manette de frein hydraulique (C6)
- Étrier et plaquette de frein hydraulique (C6)
- Garde-courroie (C6)
- Logement de manette de frein et contacteurs (C6)
- Disque de frein ass. (C6)



## Direction et Suspension avant C7 ⇨ C10

- Système de direction (C7, C8)
- Suspension avant et ski (C9, C10)



## Chenille et suspension arrière C11 ⇨ D6

- Chenille, barbotins et essieu moteur (C11)
- Protecteur de câble (ind. de vitesse) (C11)
- Système de suspension arrière (699) (C12, D1)
- Bras avant (699) (susp. arr.) (D2, D3)
- Bras arrière (699) (susp. arr.) (D4, D5)
- Amortisseur à air et compresseur (susp. arr.) (D6)



## Châssis et carrosserie D7 ⇨ E3

- Siège (D7 ⇨ D9)
- Boîtier du feu arrière (D7)
- Pare-chocs arrière et enjoliveurs (D7)
- Porte-bagage / dossier (D7 / D8)
- Garde-neige (D9)
- Cadre avant et châssis (D10, D11)
- Coque et pare-chocs avant (E1)
- Capot et pare-brise (D12)
- Charnières et attaches de capot (D12)
- Déфлекteurs d'air (D12)
- Rétroviseur (E2)
- Decalcomanie (E3)



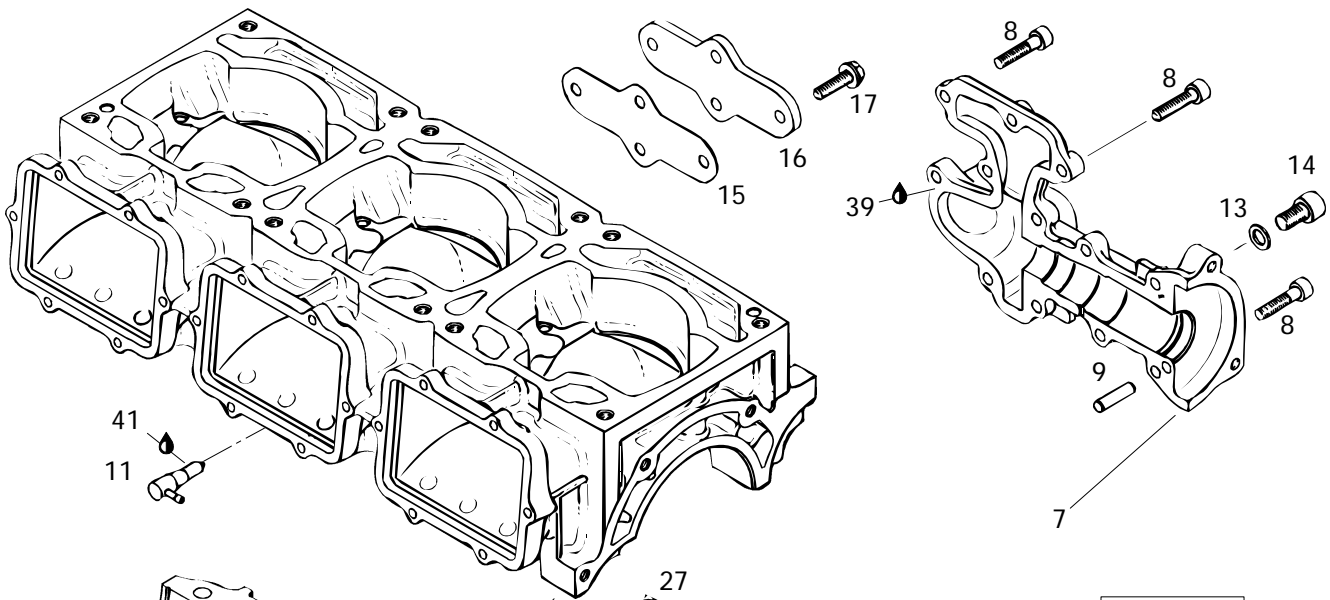
## Système électrique E4 ⇨ E7

- Raccords électriques (E4 ⇨ E7)
- Interrupteurs (poignées chauffantes) (E4)
- Interrupteurs (allumage, frein) (E4)
- Lampes témoin (E4)
- Régulateur de tension (E4)
- Indicateur de vitesse (E4)
- Compte-tours (E5)
- Indicateur de température (E5)
- Indicateur de niveau d'essence (E5)
- Capteur du niveau d'essence (E5)
- Phare avant et supports (E4)
- Batterie (E7)

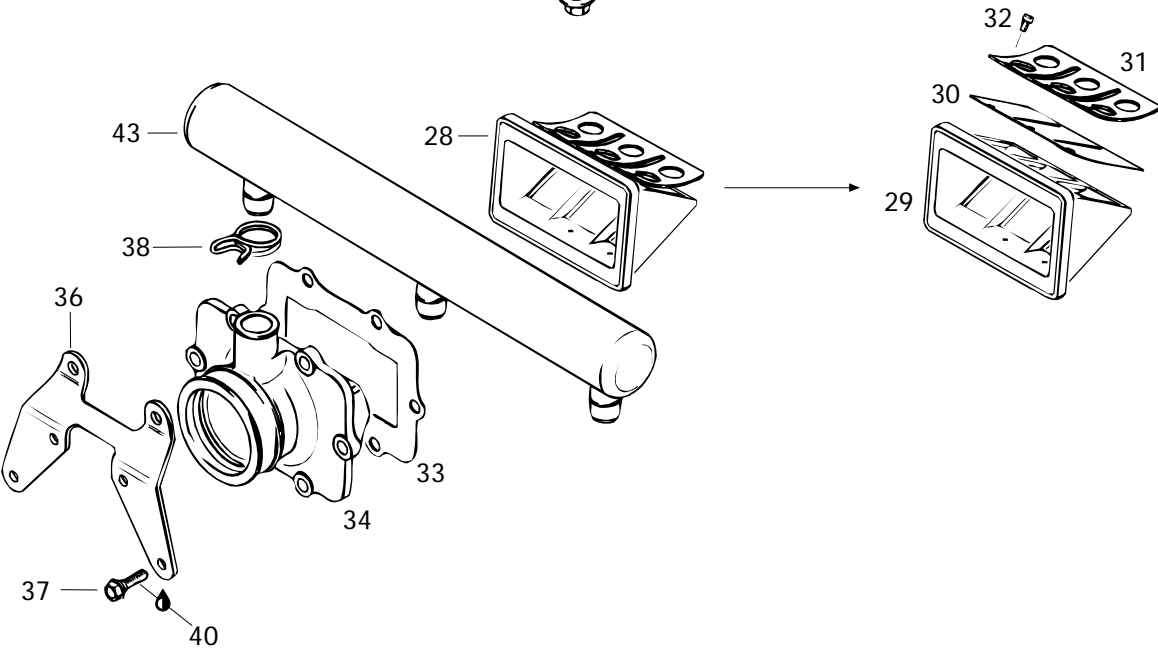
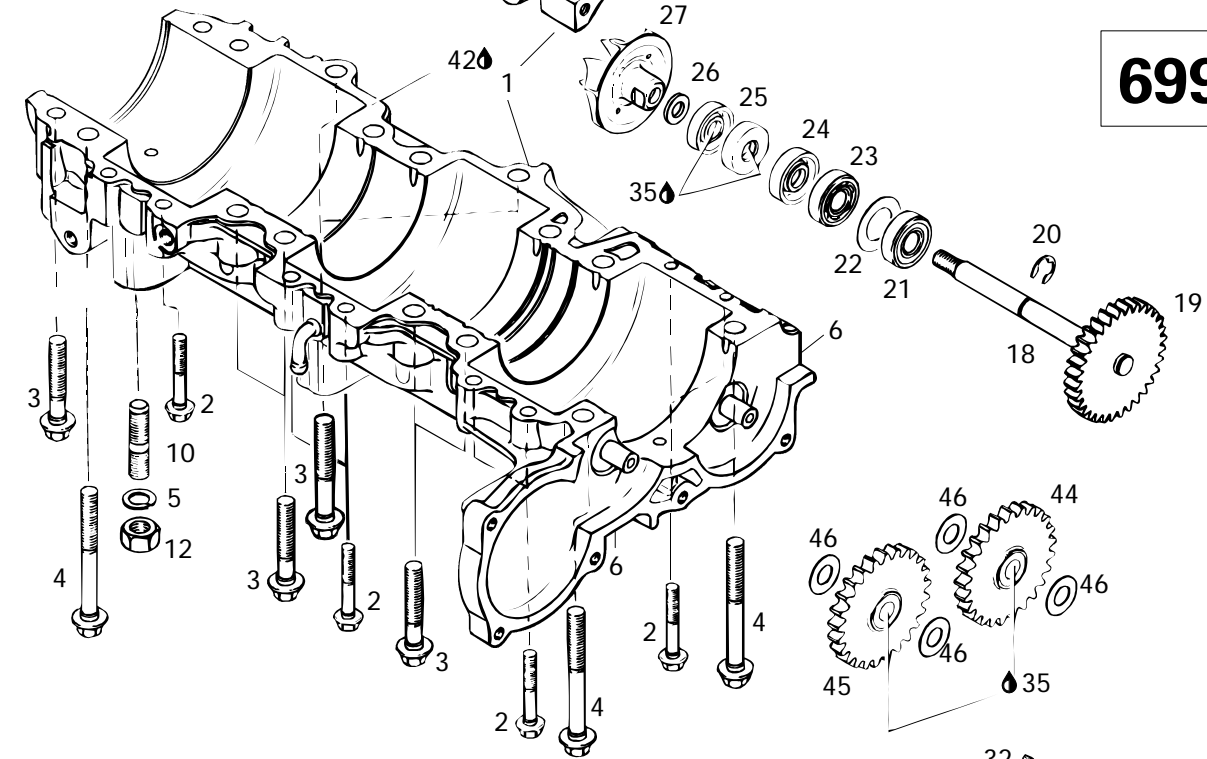


## Index numérique E8 ⇨ E10

- Index numérique (E8 ⇨ E10)



699





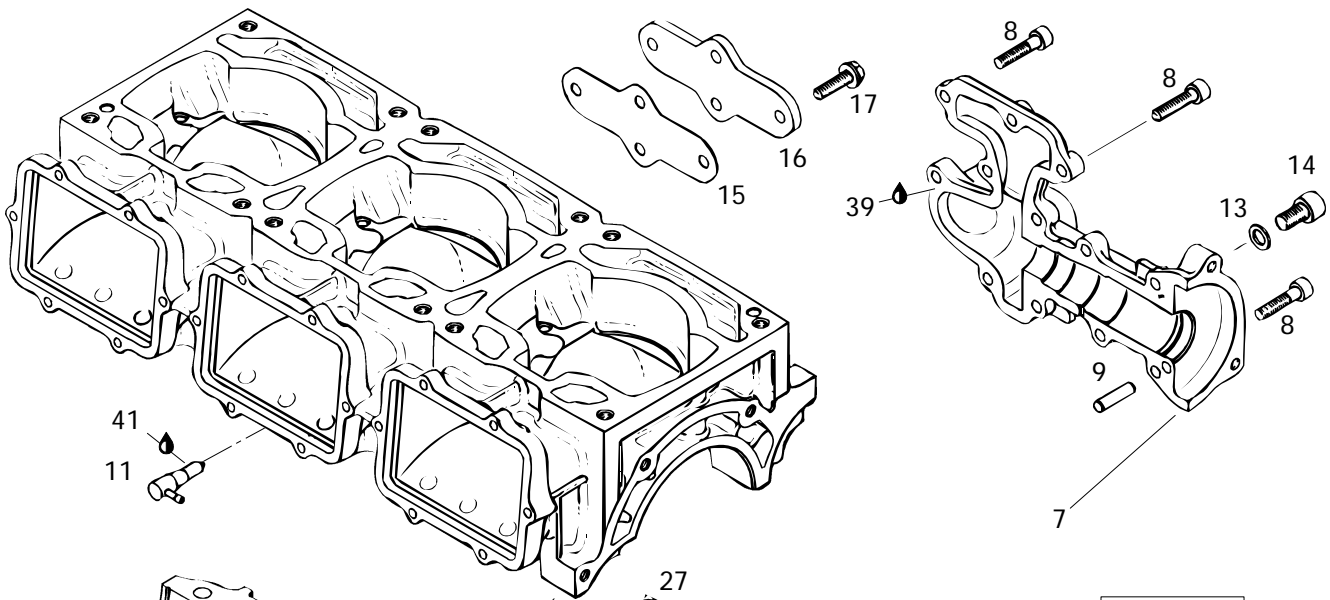
## Crankcase, Reed Valve, Water Pump (699) Carter, valve à clapet, pompe à eau (699)

GRAND TOURING  
SE

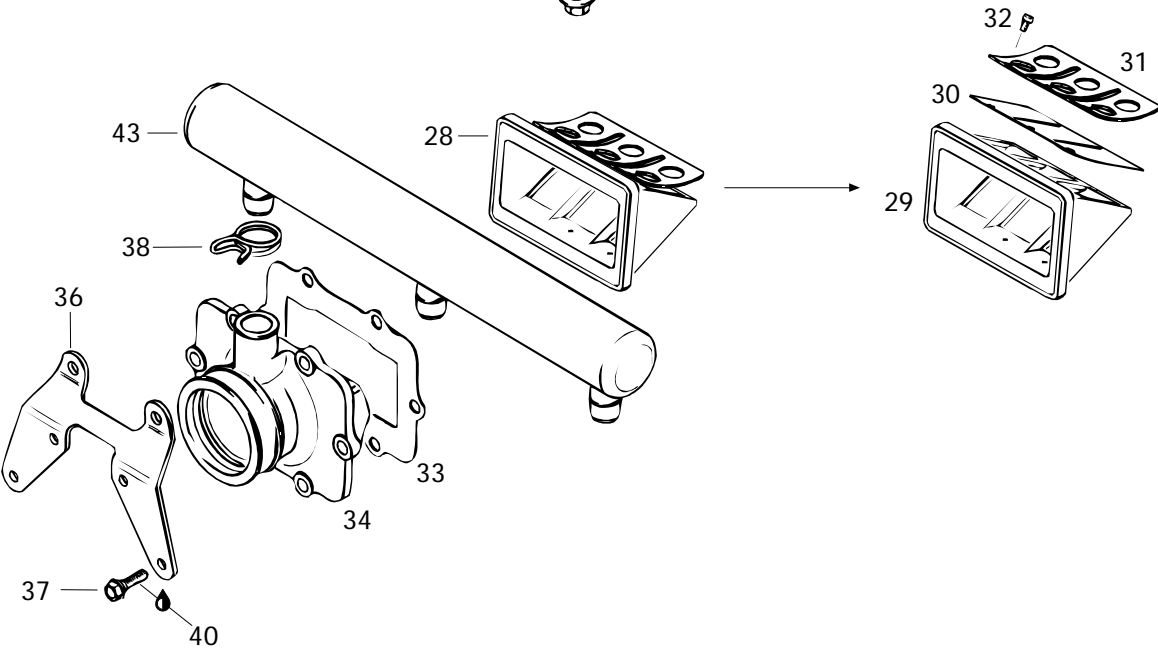
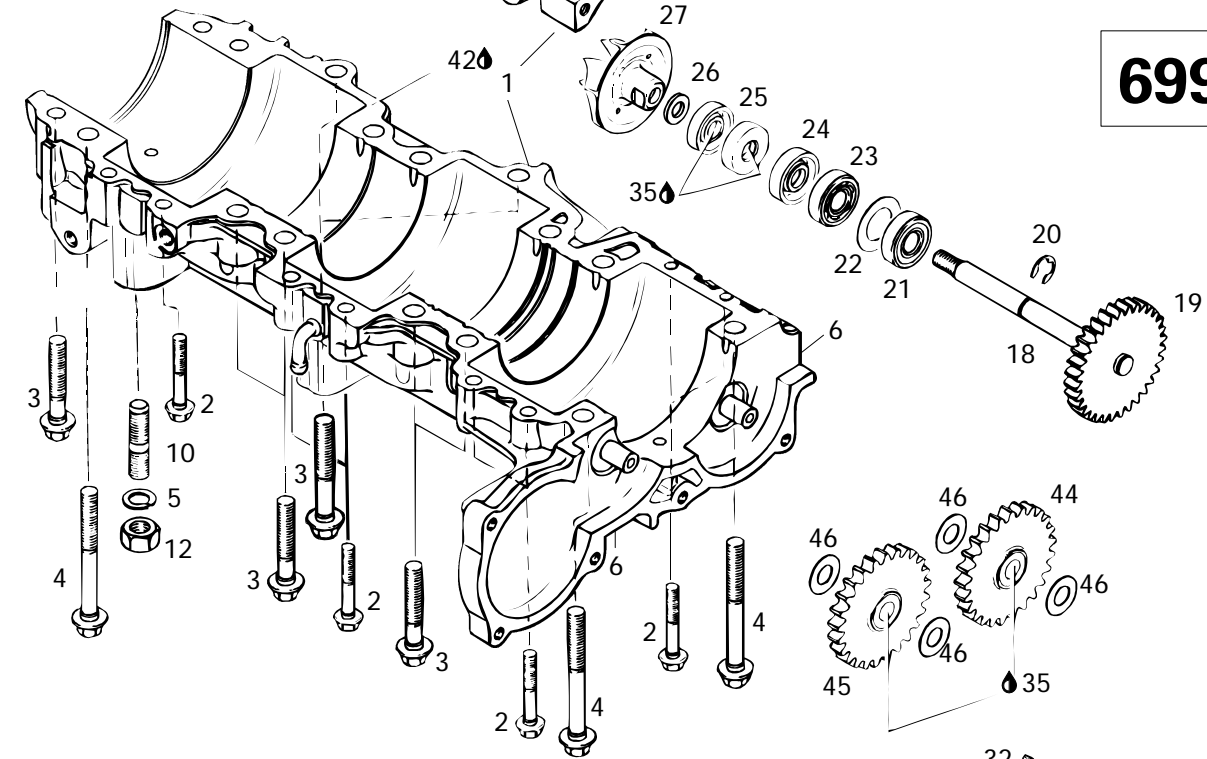
<b>N 1-17</b>	420 8875 43	<b>Crankcase Water Pump Cover Ass'y . Carter ass. ....</b>	1
<b>2</b>	420 9414 51	Collar Hex. Screw M6 x 40 .....	8
<b>3</b>	420 9406 36	Collar Hex. Screw M8 x 45 .....	12
<b>4</b>	420 8413 06	Collar Hex. Screw M8 x 65 .....	4
<b>5</b>	420 9457 53	Lock Washer .....	5
<b>6</b>	420 9299 35	Intermediate Gear Shaft .....	2
<b>7</b>	— XXX —	Water Pump Cover .....	1
<b>8</b>	222 9625 65	Allen Screw M6 x 25 .....	12
<b>9</b>	420 4292 30	Dowel Pin .....	1
<b>10</b>	420 9404 00	Stud M10 x 25 .....	5
<b>11</b>	420 9565 10	Check Valve .....	3
<b>12</b>	228 0010 45	Hex. Nut M10 .....	5
<b>13</b>	420 9501 41	Gasket Ring .....	1
<b>14</b>	420 4401 91	Allen Screw M8 x 16 .....	1
<b>15</b>	420 9313 00	Water Duck Gasket .....	1
<b>16</b>	420 8104 70	Water Duck Cover .....	1
<b>17</b>	420 9412 50	Tapping Screw M6 x 20 .....	4
<b>18-19</b>	420 8373 27	<b>Waterpump - Shaft/Gear Ass'y .... Axe/pignon ass. - pompe à eau ....</b>	1
<b>19</b>	— XXX —	Waterpump Gear .....	1
<b>20</b>	420 8453 90	Retaining Ring .....	1
<b>21</b>	420 8324 90	Ball Bearing .....	1
<b>22</b>	420 9444 66	Shim 1 mm .....	1
<b>23</b>	420 2321 00	Ball Bearing .....	1
<b>24</b>	420 2301 95	Oil Seal .....	1
<b>25</b>	420 9504 00	Oil Seal .....	2
<b>26</b>	420 8277 95	Distance Shim .....	1
<b>27</b>	420 9224 40	Impeller water .....	1
<b>28-32</b>	420 9245 19	<b>Reed Valve Ass'y ..... Soupape clapets ass. ....</b>	3
<b>29</b>	420 9245 12	Reed Valve .....	3
<b>30</b>	420 9245 32	Reed Pedal .....	6
<b>31</b>	420 9245 39	Reed Pedal Stop .....	6
<b>32</b>	420 9412 15	Oval-Head Screw M3 x 5 .....	18
<b>33</b>	420 9502 92	Gasket 1mm .....	3
<b>N 34</b>	420 8677 76	Intake Socket .....	3
<b>35</b>	413 7070 00	Molykote 111 .....	@
<b>36</b>	420 8513 50	Carrier .....	3

Parts marked with «XXX» are not available as spare parts.

Les articles marqués d'un «XXX» ne sont pas disponibles comme pièces de remplacement.



699





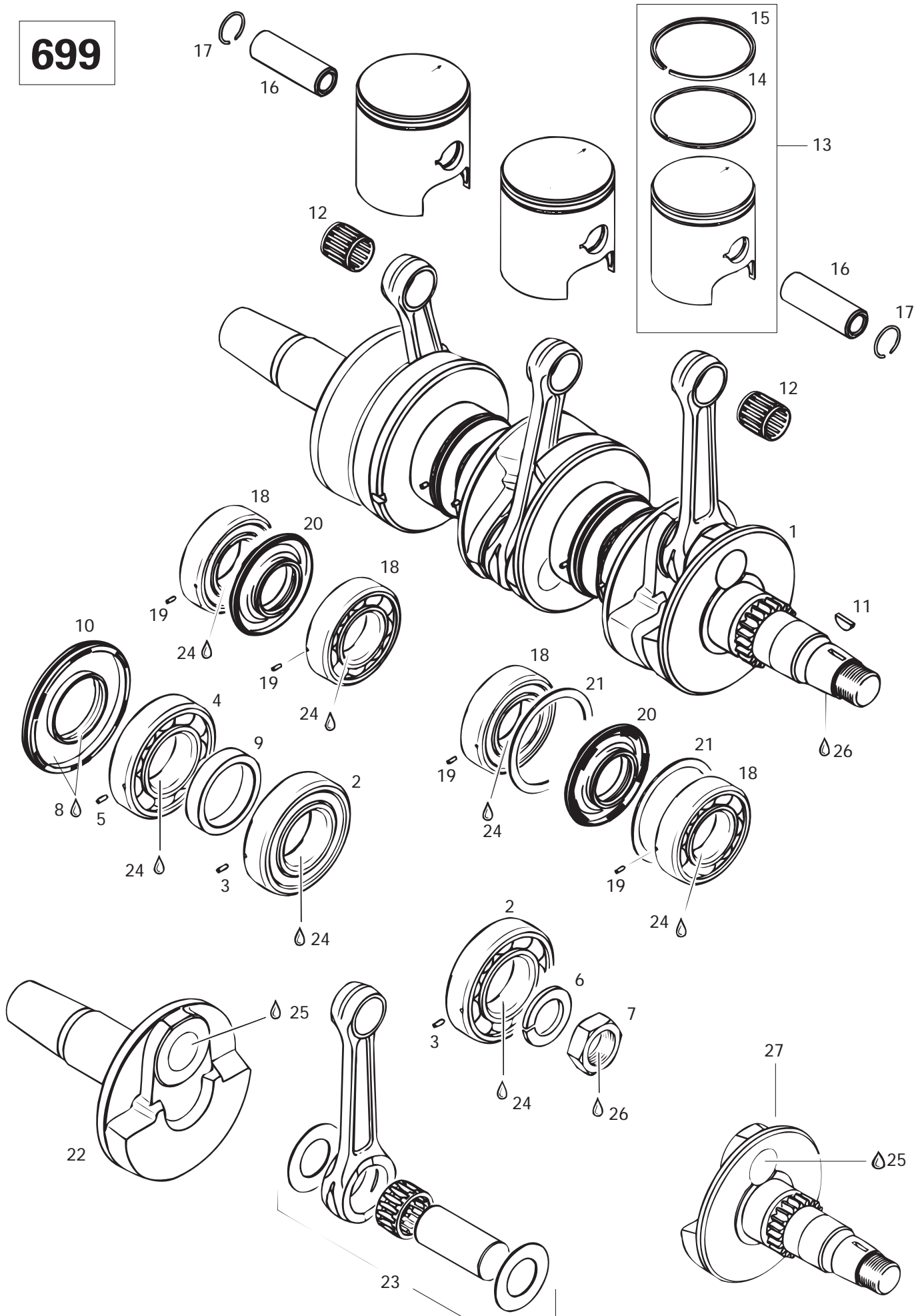


## Crankcase, Reed Valve, Water Pump (699) Carter, valve à clapet, pompe à eau (699)

GRAND TOURING  
SE

<b>37</b>	420 8415 55	Taptite Screw M5 x 20 .....	Vis autotaraudeuse M5 x 20 .....	18
<b>38</b>	420 8513 60	Clamp .....	Bride .....	3
<b>39</b>	413 7071 00	Sealant, 100 gr .....	Enduit étanche, 100 gr .....	@
<b>40</b>	413 7030 00	Loctite 242, 10 cc .....	Loctite 242, 10 cc .....	@
<b>41</b>	413 7114 00	Loctite 648, 5 gr .....	Loctite 648, 5 gr .....	@
<b>42</b>	413 7071 00	Sealant, 100 gr .....	Enduit étanche, 100 gr .....	@
<b>43</b>	420 8677 90	Intake Resonator .....	Résonateur d'admission .....	1
<b>44</b>	420 8342 66	Intermediate Gear 32 T. Ass'y .....	Roue dentée 32 D. ....	1
<b>45</b>	420 8342 67	Intermediate Gear 32 T. Ass'y .....	Roue dentée 32 D. ....	1
<b>46</b>	420 9279 52	Thrust Washer .....	Rondelle .....	4

699





# Crankshaft, Pistons (699) Vilebrequin, pistons (699)

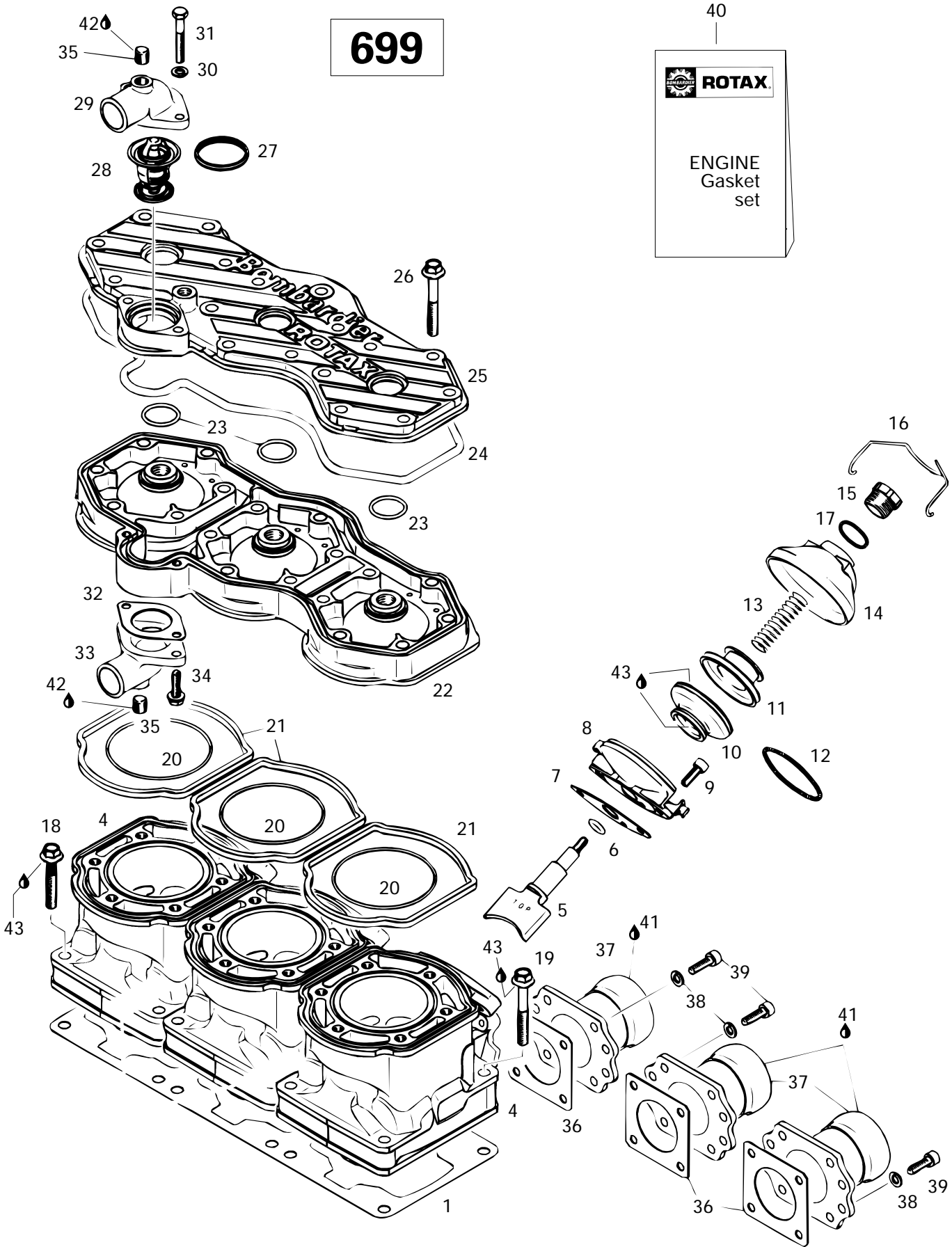
GRAND TOURING  
SE

<b>N 1-11</b>	420 8876 05	<b>Crankshaft Ass'y</b> .....	<b>Vilebrequin ass.</b> .....	1
<b>N 2-3</b>	420 4322 71	<b>Ball Bearing</b> (Includes Dowel Pin #3) .	<b>Roulement à bille</b> (incluant aiguille #3) ..	2
<b>N 4-5</b>	420 4322 73	<b>Ball Bearing</b> (Includes Dowel Pin#5)	<b>Roulement à bille</b> (incluant aiguille#5)	1
<b>6</b>	420 9457 59	Lock Washer .....	Rondelle-frein .....	1
<b>7</b>	420 8422 30	Hex. Nut M22 x 1.5 .....	Écrou hex. M22 x 1.5 .....	1
<b>8</b>	413 7070 00	Molykote 111 .....	Molykote 111 .....	@
<b>9</b>	420 8478 55	Distance Sleeve .....	Douille épaisseur .....	1
<b>10</b>	420 9312 80	Oil-Seal .....	Anneau étanche .....	1
<b>11</b>	420 2460 15	Woodruff Key .....	Clavette .....	1
<b>12</b>	420 8324 35	Needle Cage Bearing .....	Roulement aiguilles .....	3
<b>N 13-15</b>	420 8875 20	<b>Piston Ass'y</b> .....	<b>Piston ass.</b> .....	3
<b>14</b>	420 9159 86	Rectangular Ring 69.75 mm .....	Segment rectangulaire 69.75 mm .....	3
<b>15</b>	420 8150 46	Semi-Tapez Ring 69.75 mm .....	Segment semi-trapézoïdale 69.75 mm	3
<b>16</b>	420 9161 86	Piston Pin .....	Axe de piston .....	3
<b>17</b>	420 9457 35	Circlip .....	Circlip .....	6
<b>N 18-19</b>	420 8325 38	<b>Ball Bearing</b> (Includes Dowel Pin#19)	<b>Roulement à billes</b> (incl. aiguille#19) .	4
<b>20</b>	420 8319 90	Oil Seal .....	Anneau étanche .....	2
<b>21</b>	420 8270 50	Retaining Disk .....	Disque de retenue .....	2
<b>N 22</b>	420 8186 15	Crankshaft P.T.O.-Side .....	Vilebrequin, PDM .....	1
<b>23</b>	420 8876 03	Rod Repair Kit P.T. O.-Side .....	Ens. tige réparation, PDM .....	1
	420 8876 04	Rod Repair Kit Mag, Side/Center .....	Ens. tige réparation, MAG/CENTRE ...	1
<b>24</b>	413 7010 00	Loctite 767, Antiseize Lubricant, 12 oz ..	Loctite 767, lubrifiant antigrippage, 12 oz ..	@
<b>25</b>	— XXX —	Loctite 14486, 10 cc .....	Loctite 14486, 10 cc .....	@
<b>26</b>	413 7030 00	Loctite 242, 10 cc .....	Loctite 242, 10 cc .....	@
<b>N 27</b>	420 8186 25	Crankshaft MAG.-Side .....	Vilebrequin, coté MAG .....	1

Parts marked with «XXX» are not available as spare parts.

Les articles marqués d'un «XXX» ne sont pas disponibles comme pièces de remplacement.

699





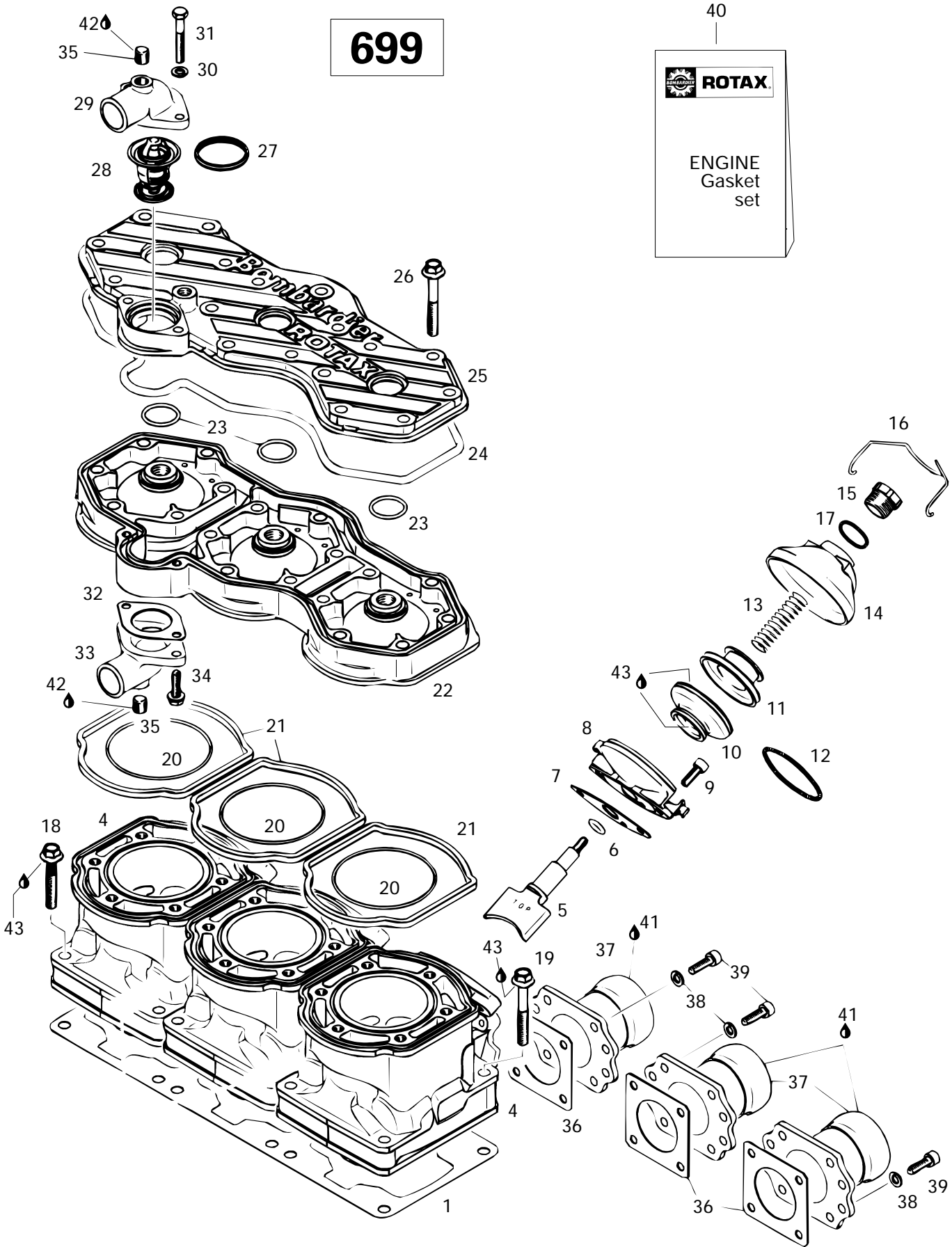

# Cylinder, Exhaust Manifold (699)

## Cylindre, collecteur d'échappement (699)

GRAND TOURING  
SE

<b>N 1→3</b>	420 9315 75	<b>Base Gasket Set .....</b>	<b>Ens. joint d'étanchéité .....</b>	1
<b>N 1</b>	420 9315 70	Gasket 0.3 mm .....	Joint d'étanchéité 0.3 mm .....	@
<b>N 2</b>	420 9315 71	Gasket 0.4 mm .....	Joint d'étanchéité 0.4 mm .....	@
<b>N 3</b>	420 9315 72	Gasket 0.6 mm .....	Joint d'étanchéité 0.6 mm .....	@
<b>N 4</b>	420 9234 20	Cylinder (Nicasil Coated) .....	Cylindre (traitement nicasil) .....	3
<b>N 5</b>	420 8543 07	Exhaust Valve .....	Soupape échappement .....	3
<b>6</b>	420 4301 10	O-Ring .....	Joint torique .....	3
<b>7</b>	420 2502 34	Gasket .....	Joint .....	3
<b>8</b>	420 8542 65	Valve Rod Housing .....	Boîtier .....	3
<b>9</b>	420 2412 36	Allen Screw M6 x 16 .....	Vis Allen M6 x 16 .....	6
<b>10</b>	420 2607 28	Bellows .....	Manchon .....	3
<b>11</b>	420 2532 57	Exhaust Valve Piston .....	Soupape échappement .....	3
<b>12</b>	420 2390 40	Hose Spring .....	Ressort-boyau .....	3
<b>13</b>	420 2399 44	Compression Spring .....	Ressort .....	3
<b>14</b>	420 9115 50	Valve Cover .....	Couvercle soupape .....	3
<b>15</b>	420 2412 20	Adjustment Screw .....	Vis ajustement .....	3
<b>16</b>	420 8380 82	Spring Clip .....	Bride à ressort .....	3
<b>N 17</b>	420 4302 20	O-Ring .....	Joint torique .....	3
<b>18</b>	420 9406 36	Collar-Hex. Screw M8 x 45 .....	Vis épaulement M8 x 45 .....	6
<b>19</b>	420 2403 26	Collar-Hex. Screw M8 x 53.5 .....	Vis épaulement M8 x 53.5 .....	6
<b>20</b>	420 8317 92	O-Ring .....	Joint torique .....	3
<b>21</b>	420 9313 20	Rubber Ring .....	Bague étanche .....	3
<b>22</b>	420 9231 25	Cylinder Head (Violet) .....	Culasse (violet) .....	1
<b>23</b>	420 4307 82	O-Ring .....	Joint torique .....	3
<b>24</b>	420 9313 30	O-Ring .....	Joint torique .....	1
<b>N 25</b>	420 9231 35	Cylinder Head Cover (Violet) .....	Couvercle cylindre (violet) .....	1
<b>26</b>	420 9416 21	Collar Hex. Screw M8 x 56.5 .....	Vis épaulement M8 x 56.5 .....	18
<b>27</b>	420 9312 70	Sealing Ring .....	Bague d'étanchéité .....	1
<b>28</b>	414 8341 00	Thermostat 42° .....	Thermostat 42° .....	1
<b>N 29</b>	420 9220 61	Bent Outlet Socket .....	Douille échappement .....	1
<b>30</b>	420 9457 51	Lock Washer .....	Rondelle-frein .....	2
<b>31</b>	222 0640 65	Hex. Screw M6 x 40 .....	Vis hex. M6 x 40 .....	2
<b>32</b>	420 8503 36	Gasket 1.0 mm .....	Joint 1.0 mm .....	1
<b>33</b>	420 9220 62	Bent Outlet Socket .....	Douille d'échappement .....	1
<b>34</b>	420 9412 50	Taptite-Screw M6 x 20 .....	Vis autotaraudeuse M6 x 20 .....	2
<b>35</b>	420 2404 80	Plug Screw .....	Vis-bouchon .....	2
<b>36</b>	420 8505 52	Gasket .....	Joint .....	3
<b>37</b>	420 9788 16	Exhaust Socket Ass'y .....	Collet d'échappement ass. ....	3

699

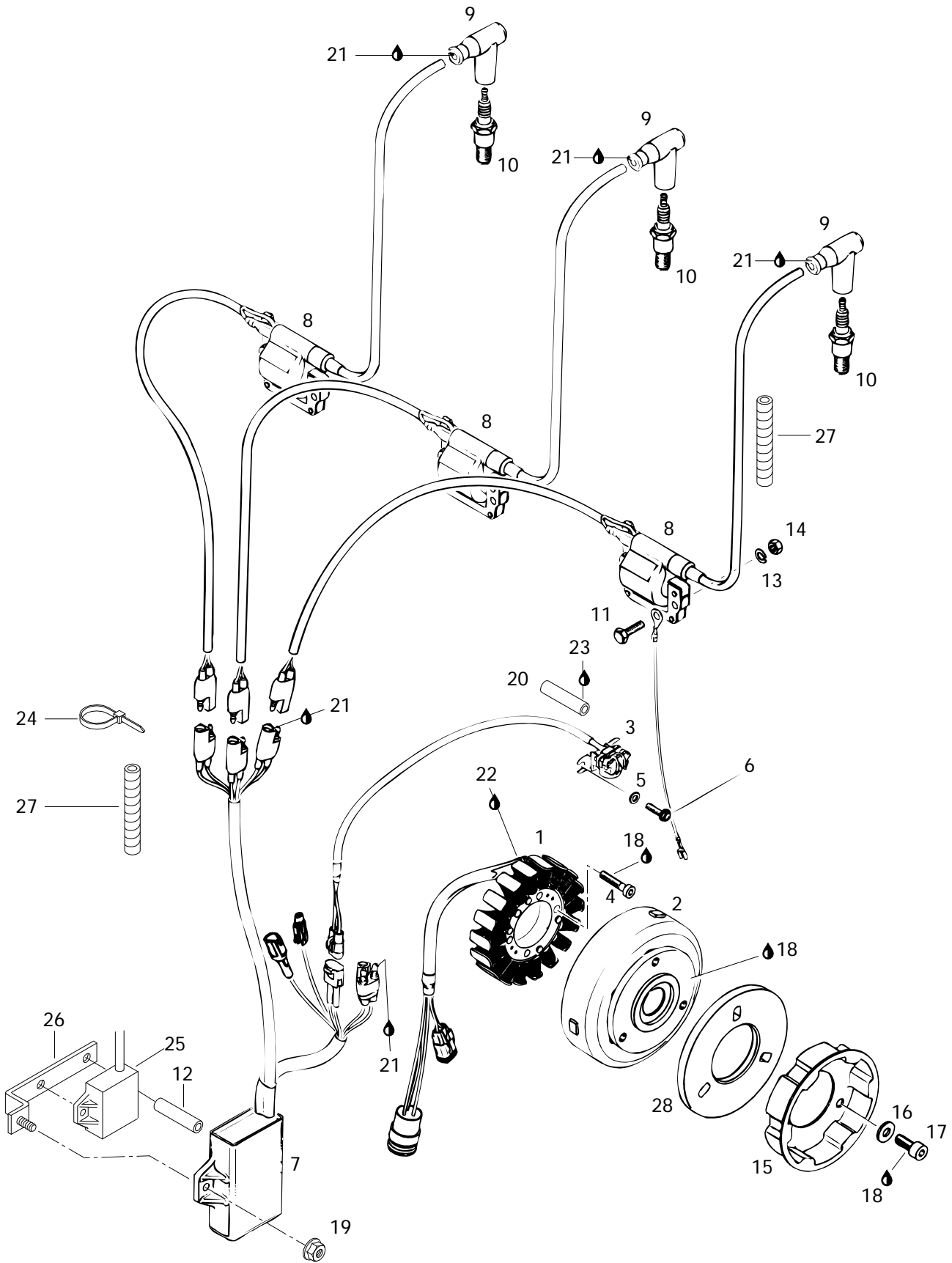




## Cylinder, Exhaust Manifold (699) Cylindre, collecteur d'échappement (699)

GRAND TOURING  
SE

<b>38</b>	224 7611 10	Lock Washer 6mm .....	Rondelle-frein 6 mm .....	12
<b>39</b>	222 9620 65	Allen Screw M6 x 20 .....	Vis Allen M6 x 20 .....	12
<b>N 40</b>	420 8863 12	<b>Gasket Set</b> .....	<b>Ens. joint d'étanchéité</b> .....	1
<b>41</b>	413 7010 00	Loctite 767, Antiseize Lubricant, 12 oz ..	Loctite 767, lubrifiant antigrippage, 12 oz ..	@
<b>42</b>	413 7030 00	Loctite 242, 10 cc .....	Loctite 242, 10 cc .....	@
<b>43</b>	413 7070 00	Molykote 111 .....	Molykote 111 .....	@







# Magneto 12V 360W (699)

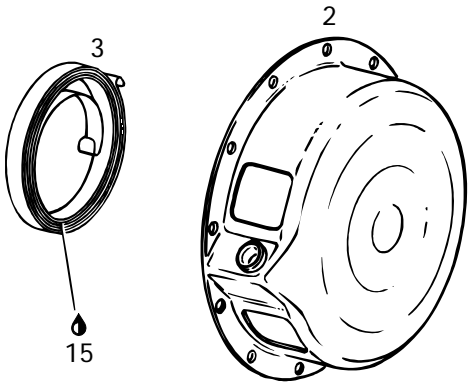
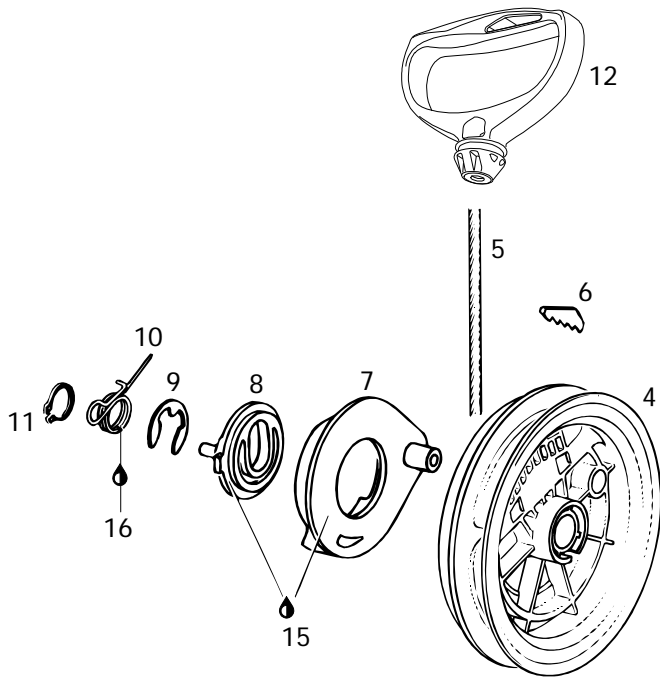
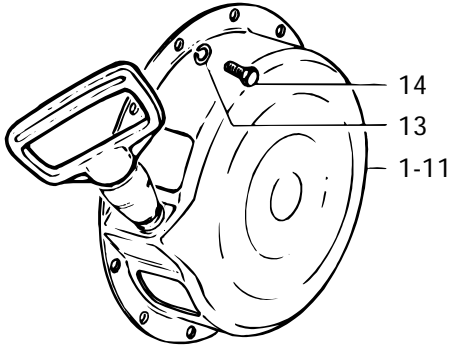
## Magnéto 12V 360W (699)

GRAND TOURING  
SE

<b>N 1→3</b>	410 9208 00	<b>Magneto Ass'y 12V 360W</b> .....	<b>Magnéto ass. 12V 360W</b> .....	1
<b>N 1</b>	410 9209 00	Stator Ass'y .....	Plaque réacteur .....	1
<b>N 2</b>	410 9210 00	Magneto Flywheel .....	Volant .....	1
<b>N 3</b>	410 9211 00	Pick Up Ass'y .....	Capteur ass. ....	1
<b>4</b>	420 8408 86	Cylinder Screw M6 x 30 .....	Vis cylindrique M6 x 30 .....	3
<b>5</b>	420 8278 00	Washer .....	Rondelle .....	2
<b>6</b>	420 9419 25	Taptite Screw M5 x 16 .....	Vis autotaraudeuse M5 x 16 .....	2
<b>N 7</b>	415 0860 00	Ignition Module .....	Module d'allumage .....	1
<b>N 8</b>	410 9212 00	Ignition Coil .....	Bobine d'allumage .....	3
<b>9</b>	414 8640 00	Spark Plug Cap .....	Capuchon de bougies .....	3
<b>10</b>	414 9611 00	Spark Plug (NGK BR9-ES) .....	Bougies (NGK BR9-ES) .....	3
<b>11</b>	222 0620 65	Hex. Screw M6 x 20 .....	Vis hex. M6 x 20 .....	6
<b>N 12</b>	517 2932 00	Spacer .....	Entretoise .....	1
<b>13</b>	420 9457 51	Lock Washer .....	Rondelle-frein .....	6
<b>14</b>	228 0610 45	Hex. Nut M6 .....	Écrou hex. M6 .....	6
<b>N 15</b>	420 8524 10	Starting Pulley .....	Poulie démarrage .....	1
<b>16</b>	420 8274 05	Washer .....	Rondelle .....	3
<b>17</b>	222 9820 65	Allen Screw M8 x 20 .....	Vis Allen M8 x 20 .....	3
<b>18</b>	413 7030 00	Loctite 242, 10 cc .....	Loctite 242, 10 cc .....	@
<b>19</b>	228 7610 45	Elastic Flanged Stop Nut M6 .....	Écrou élastique à épaulement M6 .....	3
<b>20</b>	420 8304 52	Silencer Tube .....	Tube de silencieux .....	1
<b>21</b>	413 7061 00	Lithium Grease, 400 gr .....	Graisse-Lithium, 400 gr .....	@
<b>22</b>	— XXX —	Silastic 732 RTV, 100 ml. ....	Silastic 732 RTV, 100 ml. ....	@
<b>23</b>	— XXX —	Sikaflex 255, 310 gr .....	Sikaflex 255, 310 gr .....	@
<b>24</b>	414 1152 00	Tie Rap .....	Attache .....	@
<b>N 25</b>	415 0728 00	DPM Box .....	Boite DPM .....	1
<b>N 26</b>	517 2931 00	Support .....	Support .....	1
<b>27</b>	414 6124 00	Tubing .....	Gaine .....	@
<b>28</b>	420 8667 57	Flywheel .....	Contrepoids .....	1

Parts marked with «XXX» are not available as spare parts.

Les articles marqués d'un «XXX» ne sont pas disponibles comme pièces de remplacement.

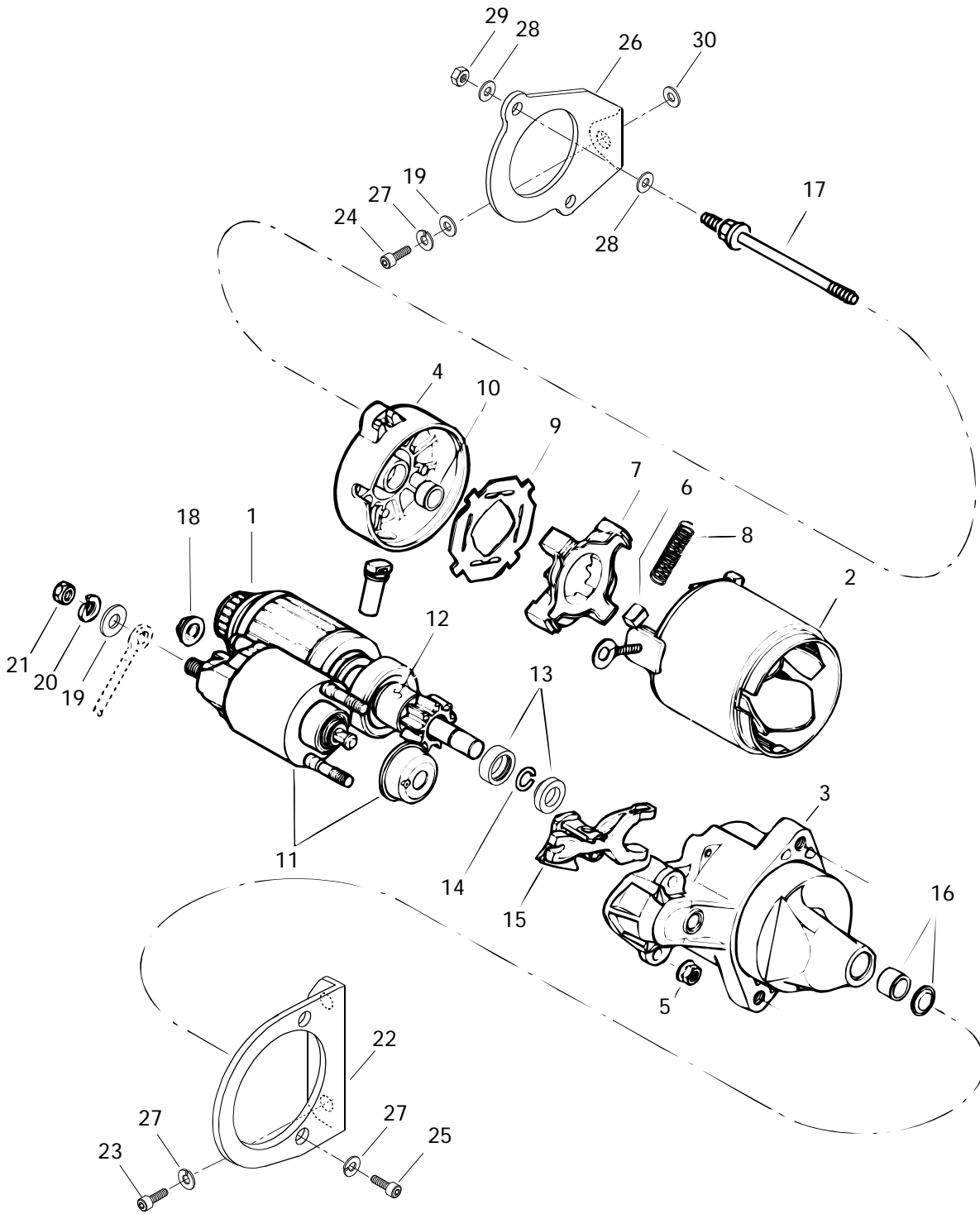




## Rewind Starter (699) Démarrreur à rappel (699)

GRAND TOURING  
SE

<b>1-11</b>	420 8874 50	<b>Rewind Starter Ass'y .....</b>	<b>Démarrreur à rappel ass. ....</b>	1
<b>2</b>	420 8108 17	Starter Housing .....	Boîtier du démarreur .....	1
<b>3</b>	420 9391 15	Rewind Spring Ass'y .....	Ressort de rappel ass. ....	1
<b>4</b>	420 8522 83	Rope Sheave .....	Poulie du démarreur .....	1
<b>5</b>	412 5001 00	Starter Rope 2200 mm .....	Câble du démarreur 2200 mm .....	1
<b>6</b>	420 8520 70	Key Clamp .....	Coin .....	1
<b>7</b>	420 8522 90	Pawl .....	Cliquet .....	1
<b>8</b>	420 8523 01	Pawl Lock .....	Arrêt de cliquet .....	1
<b>9</b>	420 8453 00	Circlip .....	Circlip .....	1
<b>10</b>	420 9389 85	Locking Spring .....	Ressort d'arrêt .....	1
<b>11</b>	420 9457 70	Circlip .....	Circlip .....	1
<b>N 12</b>	572 0844 00	Starter Grip .....	Poignée de démarrage .....	1
<b>13</b>	420 9457 51	Lock Washer .....	Rondelle-frein .....	5
<b>14</b>	222 0616 65	Hex. Screw M6 x 16 .....	Vis hex. M6 x 16 .....	5
<b>15</b>	420 8970 61	Silicone Compound Grease .....	Composé à la silicone .....	@
<b>16</b>	— XXX —	Molykote G-N Paste(Dow Corning,88162-74) ...	Pâte G-N Molykote (Dow Corning,88162-74) ..	@



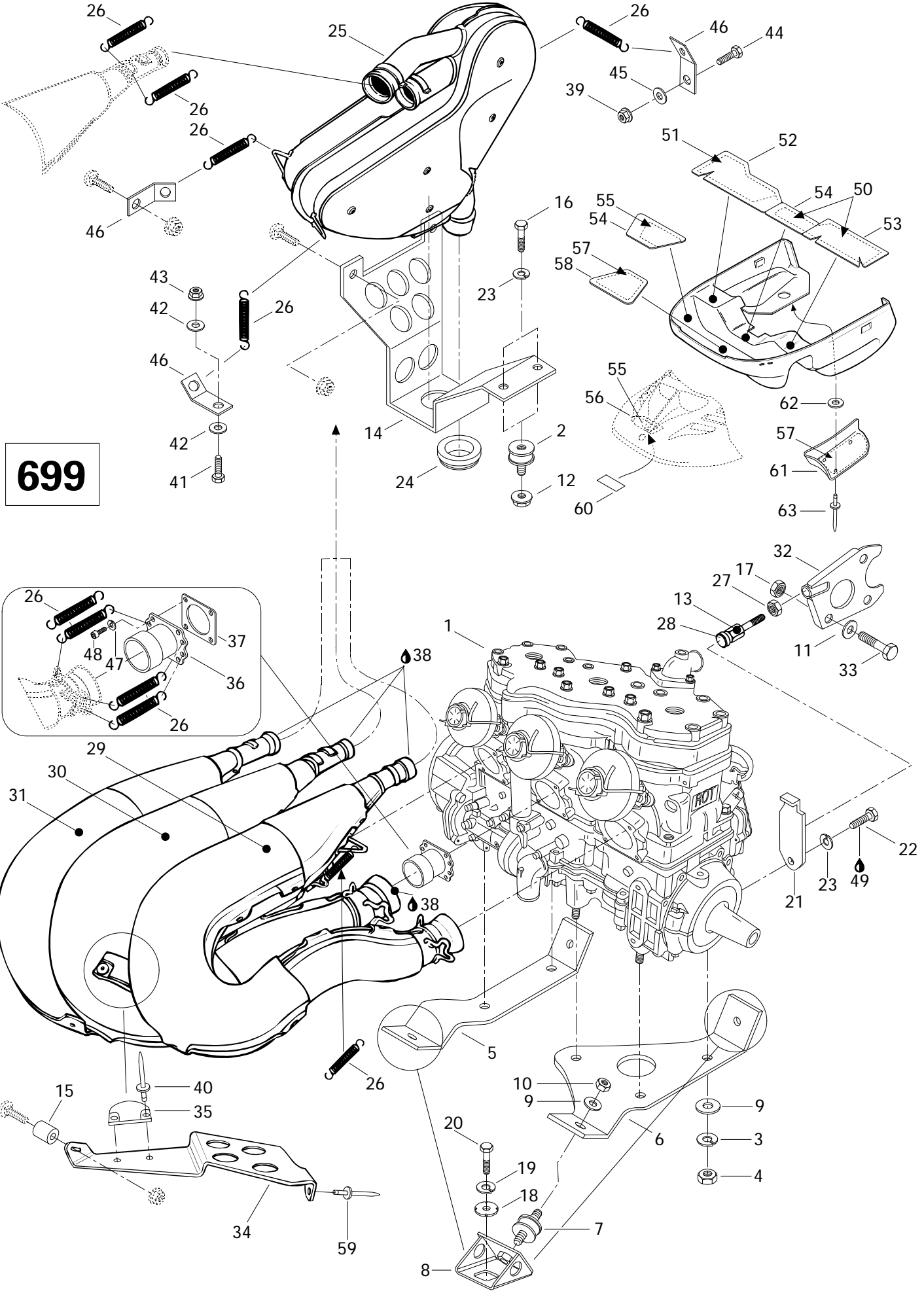


# Electric Starter

## Démarrateur électrique

GRAND TOURING  
SE

<b>1-18</b>	410 2124 00	<b>Electric Starter .....</b>	<b>Démarrateur électrique.....</b>	1
<b>1</b>	410 2102 00	Armature Ass'y .....	Armature ass. ....	1
<b>2</b>	410 2095 00	Housing Starter .....	Boîtier démarrage .....	1
<b>3</b>	410 2108 00	Housing .....	Boîtier .....	1
<b>4</b>	410 2100 00	Housing .....	Boîtier .....	1
<b>5</b>	410 2112 00	Nut .....	Écrou .....	2
<b>6</b>	410 2096 00	Brush .....	Balai .....	4
<b>7</b>	410 2097 00	Brush Holder .....	Porte-balais .....	1
<b>8</b>	410 2098 00	Spring .....	Ressort .....	4
<b>9</b>	410 2099 00	Insulator .....	Isolant .....	1
<b>10</b>	410 2101 00	Bushing Brass .....	Douille brass .....	1
<b>11</b>	410 2103 00	Switch Ass'y .....	Interrupteur ass. ....	1
<b>12</b>	410 2104 00	Clutch .....	Embrayage .....	1
<b>13</b>	410 2125 00	Nut .....	Écrou .....	1
<b>14</b>	410 2126 00	Circlip .....	Circlip .....	1
<b>15</b>	410 2107 00	Lever .....	Levier .....	1
<b>16</b>	410 2109 00	Bushing Brass .....	Douille brass .....	1
<b>17</b>	410 2120 00	Bolt .....	Boulon .....	2
<b>18</b>	410 2111 00	Nut .....	Écrou .....	1
<b>19</b>	224 0811 71	Washer .....	Rondelle .....	2
<b>20</b>	420 9457 52	Lock Washer .....	Rondelle-frein .....	1
<b>21</b>	228 0810 45	Nut M8 .....	Écrou M8 .....	1
<b>22</b>	512 0538 00	Starter Bracket (PTO) .....	Support de démarrage (PDM) .....	1
<b>23</b>	222 9820 65	Allen Screw M8 x 20 .....	Vis Allen M8 x 20 .....	2
<b>24</b>	222 9820 65	Allen Screw M8 x 20 .....	Vis Allen M8 x 20 .....	1
<b>25</b>	222 9825 65	Allen Screw M8 x 25 .....	Vis Allen M8 x 25 .....	2
<b>26</b>	512 0537 00	Starter Support (MAG) .....	Support de démarrage (MAG) .....	1
<b>27</b>	224 7811 40	Lock Washer 8 mm .....	Rondelle-frein 8 mm .....	5
<b>28</b>	391 3017 00	Washer .....	Rondelle .....	2
<b>29</b>	228 7510 45	Hex. Flanged Elastic Nut M5 .....	Écrou hex. élastique à épaulement M5 .	2
<b>30</b>	503 0079 00	Hard Washer .....	Rondelle trempée .....	1



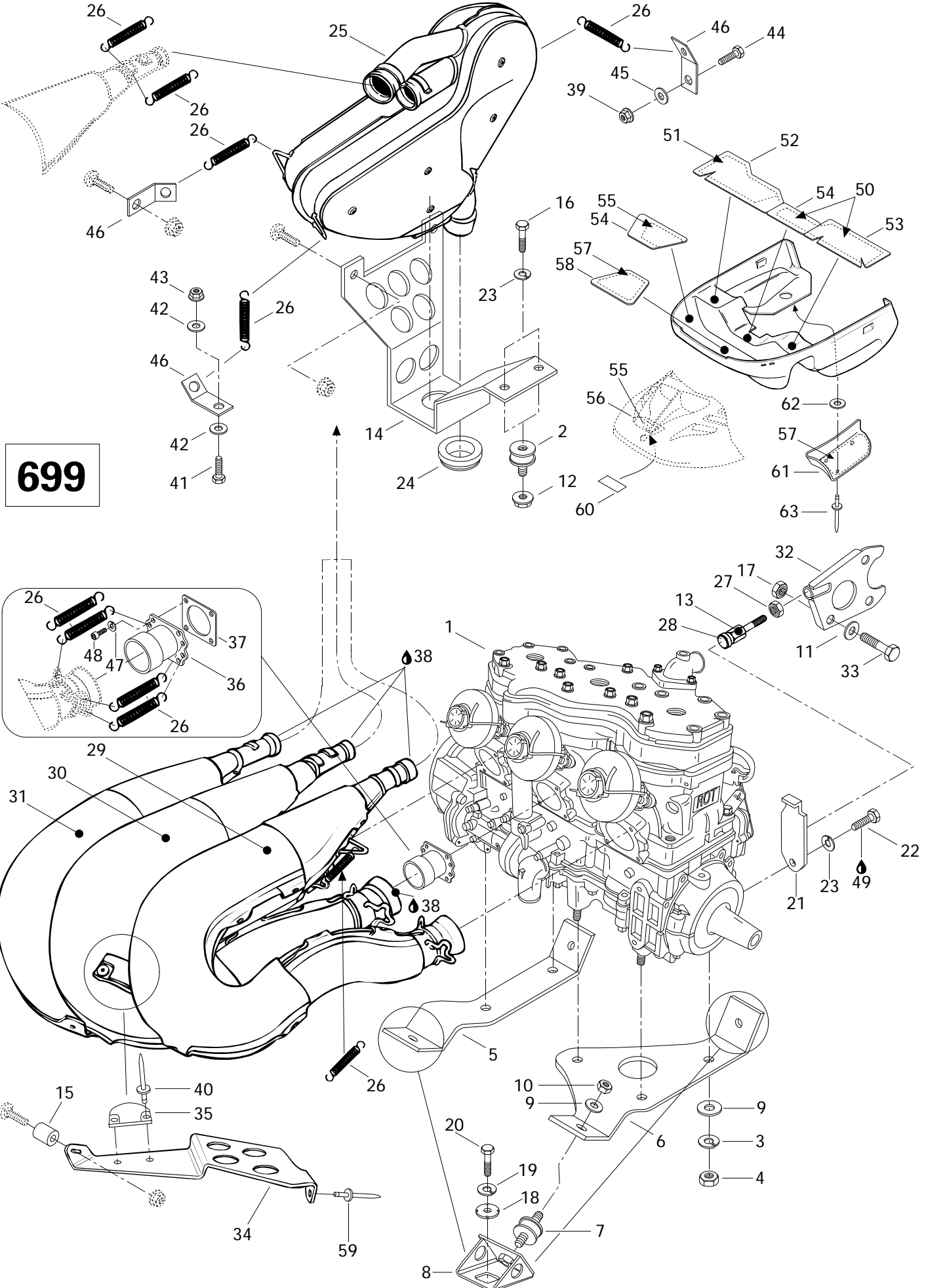
**699**



## Engine Support and Muffler (699) Support moteur et silencieux (699)

GRAND TOURING  
SE

<b>N 1</b>	400 6029 00	Engine (699) .....	Moteur (699).....	1
<b>2</b>	570 0161 00	Rubber Mount .....	Tampon d'ancrage.....	2
<b>3</b>	224 7011 88	Lock Washer 10 mm .....	Rondelle-frein 10 mm.....	5
<b>4</b>	228 0010 45	Nut M10 .....	Écrou M10 .....	5
<b>5</b>	512 0528 00	Engine Support (MAG) .....	Support moteur (MAG).....	1
<b>6</b>	512 0527 00	Engine Support (PTO) .....	Support moteur (PDM) .....	1
<b>7</b>	570 1277 00	Rubber Mount .....	Tampon d'ancrage.....	4
<b>8</b>	512 0509 00	Support .....	Support .....	3
	512 0532 00	Support .....	Support .....	1
<b>9</b>	224 0012 11	Washer 10 mm.....	Rondelle 10 mm .....	9
<b>10</b>	228 5010 45	Elastic Nut M10 .....	Écrou élastique M10 .....	4
<b>11</b>	224 0811 71	Washer 8 mm.....	Rondelle 8 mm .....	1
<b>12</b>	228 7810 45	Elastic Stop Nut M8.....	Écrou élastique M8 .....	2
<b>N 13</b>	512 0569 00	Stopper Screw .....	Vis de butée .....	1
<b>14</b>	514 0319 00	Support (Muffler) .....	Support (silencieux).....	1
<b>15</b>	517 2777 00	Spacer .....	Entretoise .....	1
<b>16</b>	222 0812 65	Hex. Screw M8 x 12.....	Vis hex. M8 x 12.....	2
<b>17</b>	228 5810 45	Elastic Stop Nut M8.....	Écrou d'arrêt élastique M8 .....	1
<b>N 18</b>	512 0567 00	Lock Washer .....	Rondelle-frein .....	4
<b>19</b>	224 7011 88	Lock Washer 10 mm .....	Rondelle-frein 10 mm.....	4
<b>20</b>	222 0025 65	Hex. Screw M10 x 25.....	Vis hex. M10 x 25.....	4
<b>21</b>	512 0533 00	Stopper Plate .....	Plaque de butée .....	1
<b>22</b>	222 0816 65	Hex. Screw M8 x 16.....	Vis hex. M8 x 16.....	1
<b>23</b>	224 7811 40	Lock Washer 8 mm .....	Rondelle-frein 8 mm.....	3
<b>24</b>	570 0273 00	Exhaust Grommet.....	Bague d'échappement .....	1
<b>N 25</b>	514 0495 00	Muffler .....	Silencieux d'échappement .....	1
<b>26</b>	414 8937 00	Spring .....	Ressort .....	22
<b>27</b>	228 0200 45	Nut M12 .....	Écrou M12 .....	1
<b>28</b>	570 0495 00	Stopper .....	Butée .....	1
<b>N 29</b>	514 0479 00	Tuned Pipe (PTO) .....	Tuyau d'échappement calibré (PDM) ..	1
<b>N 30</b>	514 0480 00	Tuned Pipe (Central).....	Tuyau d'échappement calibré (centre)	1
<b>N 31</b>	514 0481 00	Tuned Pipe (MAG) .....	Tuyau d'échappement calibré (MAG) .	1
<b>N 32</b>	512 0568 00	Plate .....	Plaque d'appui .....	1
<b>33</b>	222 0825 65	Hex. Screw M8 x 25.....	Vis hex. M8 x 25.....	1
<b>34</b>	514 0430 00	Support, Tuned Pipe.....	Support, tuyau d'échappement .....	1
<b>35</b>	570 0441 00	Rubber Pad .....	Tampon de caoutchouc .....	1
<b>36</b>	420 9788 16	Exhaust Socket Ass'y .....	Collecteur d'échappement ass.....	3
<b>37</b>	420 8505 52	Gasket .....	Joint .....	3



**699**





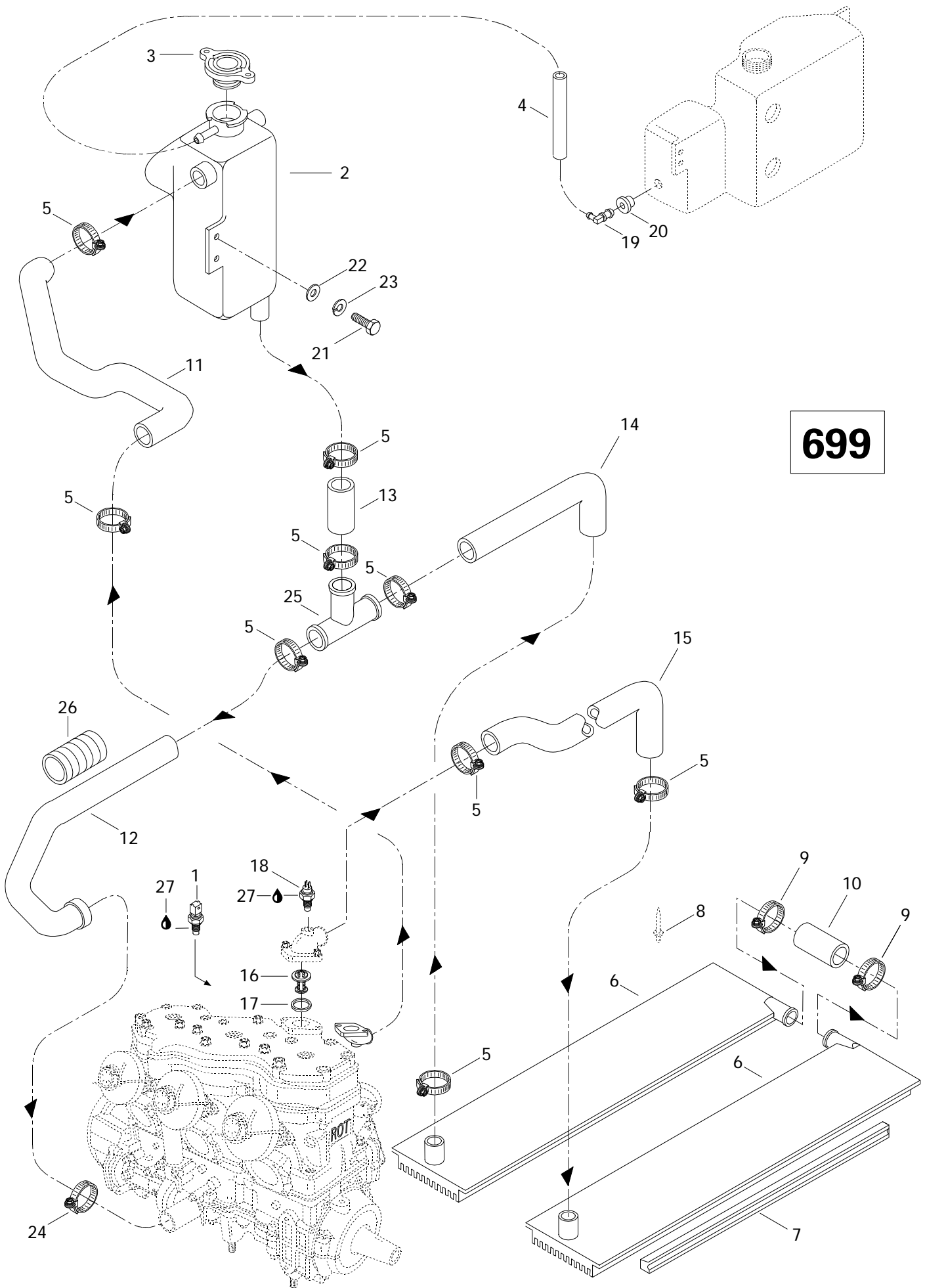
## Engine Support and Muffler (699) Support moteur et silencieux (699)

GRAND TOURING  
SE

<b>38</b>	413 7103 00	Sealant, Loctite 17914, 80 Ml. ....	Enduit étanche, loctite 17914, 80 ml. .	@
<b>39</b>	228 7610 45	Elastic Stop Nut M6.....	Écrou élastique M6 .....	1
<b>40</b>	390 4096 00	Rivet .....	Rivet .....	@
<b>41</b>	222 0520 65	Hex. Screw M5 x 20.....	Vis hex. M5 x 20.....	1
<b>42</b>	224 0612 01	Flat Washer .....	Rondelle Plate .....	2
<b>43</b>	228 7510 45	Elastic Flanged Stop Nut M5.....	Écrou élastique à épaulement M5.....	1
<b>44</b>	222 0616 65	Hex. Screw M6 x 16.....	Vis Hex. M6 x 16 .....	1
<b>45</b>	224 0602 01	Flat Washer .....	Rondelle plate .....	1
<b>46</b>	514 0340 00	Bracket-Spring .....	Attache-ressort .....	3
<b>47</b>	224 7611 10	Lock Washer 6 mm .....	Rondelle-frein 6 mm.....	12
<b>48</b>	222 9620 65	Allen Screw M6 x 20 .....	Vis Allen M6 x 20 .....	12
<b>49</b>	413 7074 00	Loctite 271, 10 c.c. ....	Loctite 271, 10 c.c. ....	@
<b>50</b>	514 0437 00	Insulator .....	Isolant.....	1
<b>51</b>	514 0436 00	Insulator .....	Isolant.....	1
<b>52</b>	414 9171 00	Sheet-Reflective .....	Feuille de réflexion .....	1
<b>53</b>	414 9183 00	Sheet-Reflective .....	Feuille de réflexion .....	1
<b>54</b>	414 9184 00	Sheet-Reflective .....	Feuille de réflexion .....	2
<b>55</b>	514 0390 00	Insulator .....	Isolant.....	2
<b>N 56</b>	415 0497 00	Sheet-Reflective .....	Feuille de réflexion .....	1
<b>57</b>	— XXX —	Insulator (Center) .....	Isolant (centre) .....	1
<b>58</b>	414 9309 00	Sheet-Reflective .....	Feuille de réflexion .....	1
<b>59</b>	390 9068 00	Rivet .....	Rivet .....	1
<b>N 60</b>	415 0767 00	Sheet-Reflective .....	Feuille de réflexion .....	1
<b>N 61</b>	517 2972 00	Protector.....	Protecteur .....	1
<b>62</b>	517 1243 00	Washer .....	Rondelle .....	3
<b>63</b>	390 9017 00	Rivet .....	Rivet .....	3

Parts marked with «XXX» are not available as spare parts.

Les articles marqués d'un «XXX» ne sont pas disponibles comme pièces de remplacement.



**699**



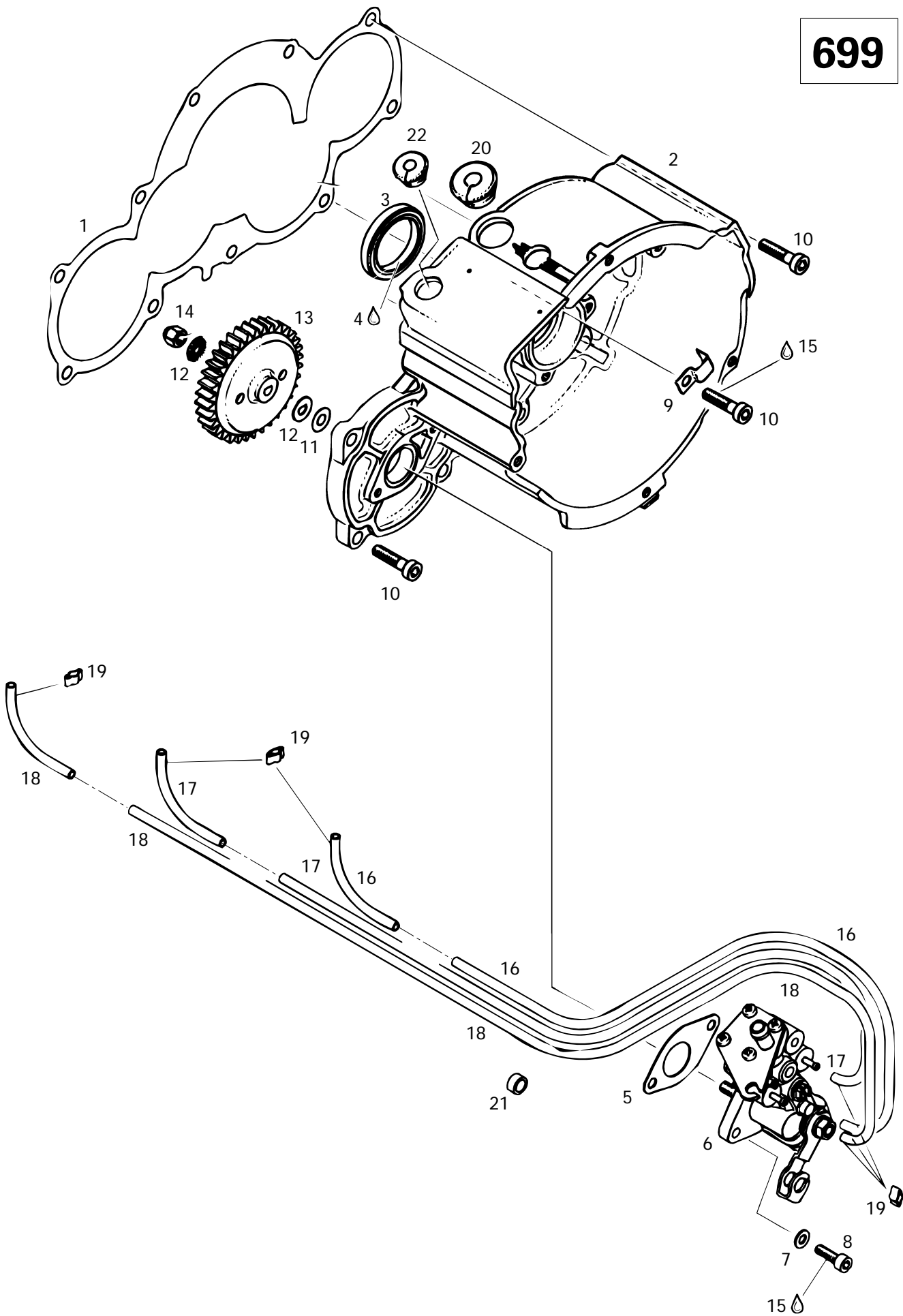
## Cooling System (699) Système de refroidissement (699)

GRAND TOURING  
SE

<b>N 1</b>	278 0010 16	Temperature Sensor .....	Capteur de température .....	1
<b>2</b>	572 0717 00	Coolant Tank .....	Réservoir .....	1
<b>3</b>	414 6847 00	Pressure Cap .....	Bouchon à pression .....	1
<b>4</b>	414 8340 00	Overflow Hose 6.35 mm Dia. ....	Boyau trop-plein 6.35 mm dia. ....	@
<b>5</b>	408 8004 00	Tridon Gear Clamp .....	Bride de serrage Tridon .....	9
<b>N 6→7</b>	517 2907 10	R.H. Radiator .....	Radiateur droit .....	1
<b>N</b>	517 2907 11	L.H. Radiator .....	Radiateur gauche .....	1
<b>7</b>	415 0123 00	Radiator Protector .....	Protecteur de radiateur .....	1
<b>8</b>	— XXX —	Rivet .....	Rivet .....	@
<b>9</b>	408 8034 00	Tridon Gear Clamp .....	Bride de serrage Tridon .....	2
<b>10</b>	414 7958 00	Radiator Connecting Hose .....	Boyau de raccord de radiateur .....	1
<b>11</b>	414 7952 00	Engine Outlet Hose .....	Boyau de sortie du moteur .....	1
<b>12</b>	414 9490 00	Engine Inlet Hose .....	Boyau d'entrée du moteur .....	1
<b>13</b>	414 9867 00	Hose-Junction .....	Boyau-jonction .....	1
<b>14</b>	414 9866 00	Radiator Outlet Hose .....	Boyau de sortie du radiateur .....	1
<b>15</b>	414 7955 00	Radiator Inlet Hose .....	Boyau d'entrée du radiateur .....	1
<b>16</b>	414 8341 00	Thermostat .....	Thermostat .....	1
<b>17</b>	420 9312 70	Sealing Ring .....	Bague d'étanchéité .....	1
<b>18</b>	414 7287 00	Sender .....	Capteur .....	1
<b>19</b>	414 5806 00	Connector .....	Raccord .....	1
<b>20</b>	570 1351 00	Grommet .....	Bague isolante .....	1
<b>21</b>	222 0616 65	Hex. Screw M6 x 16 .....	Vis hex. M6 x 16 .....	1
<b>22</b>	224 0611 51	Washer 6 mm .....	Rondelle 6 mm .....	1
<b>23</b>	224 7611 10	Lock Washer 6 mm .....	Rondelle-frein 6mm .....	1
<b>24</b>	— XXX —	Tridon Gear Clamp .....	Bride de serrage Tridon .....	1
<b>25</b>	414 6199 00	«T» Fitting .....	Raccord en «T» .....	1
<b>26</b>	414 9918 00	Protector Shield .....	Gaine protectrice .....	1
<b>27</b>	413 7023 00	Sealant .....	Enduit étanche .....	@

Parts marked with «XXX» are not available as spare parts.

Les articles marqués d'un «XXX» ne sont pas disponibles comme pièces de remplacement.

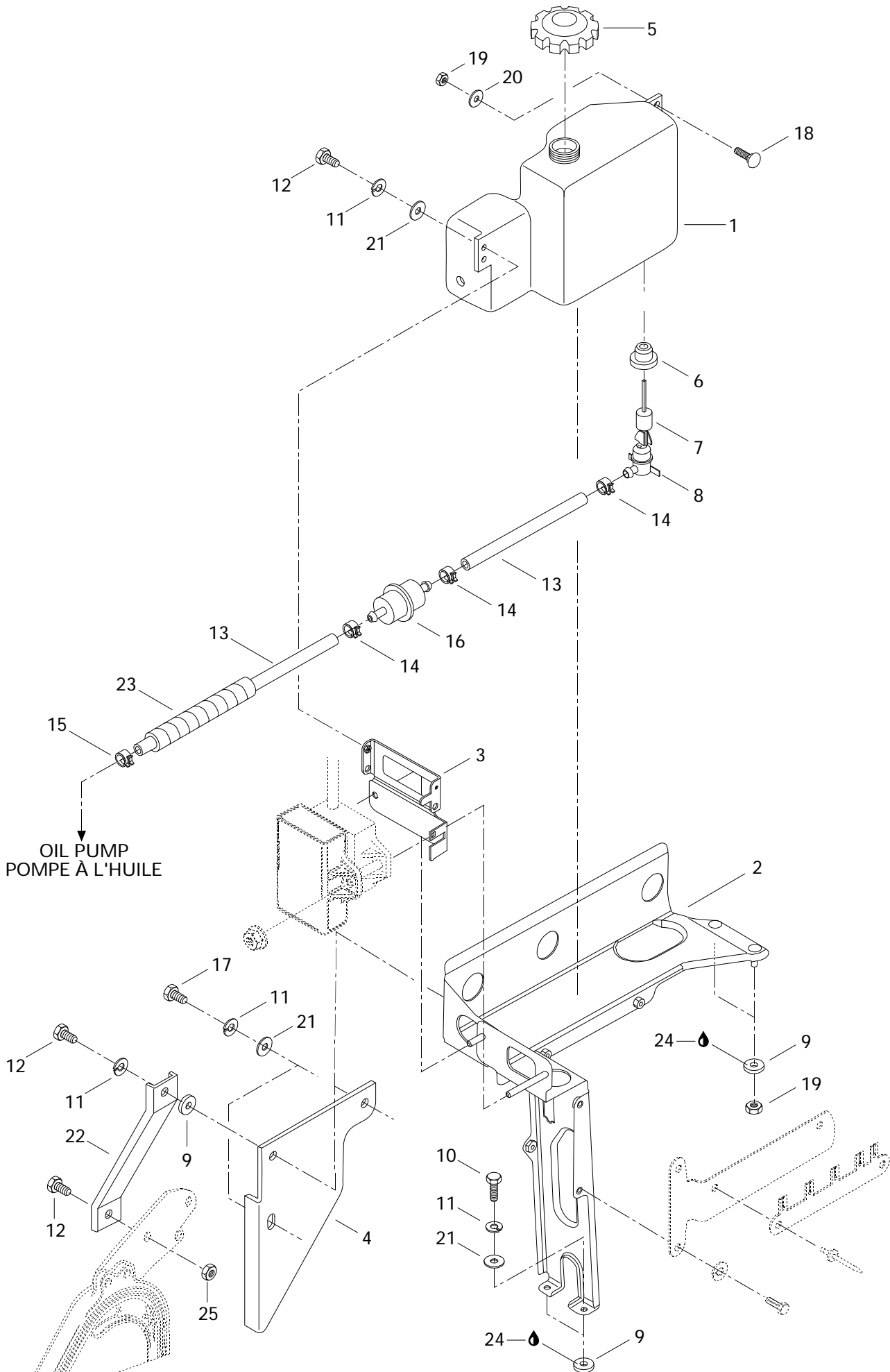




## Ignition Housing, Oil pump (699) Boîtier-allumage, pompe à huile (699)

GRAND TOURING  
SE

<b>1</b>	420 9502 82	Gasket 0.8 mm .....	Joint 0.8 mm .....	1
<b>N 2</b>	420 8102 34	Ignition Housing .....	Boîtier allumage .....	1
<b>3</b>	420 9312 90	Oil-Seal .....	Anneau étanche .....	1
<b>4</b>	413 7070 00	Molykote 111 .....	Molykote 111 .....	@
<b>5</b>	420 9504 60	Gasket .....	Joint .....	1
<b>6</b>	420 8864 59	<b>Oil Pump Ass'y</b> .....	<b>Pompe à huile ass.</b> .....	1
<b>7</b>	420 9457 50	Lock Washer .....	Rondelle-frein .....	2
<b>N 8</b>	420 6400 71	Allen Screw M5 x 16 .....	Vis Allen M5 x 16 .....	2
<b>9</b>	420 9533 85	Cable Clamp .....	Bride câble .....	1
<b>10</b>	420 9416 91	Cylindrical Screw M6 x 25 .....	Vis cylindrique M6 x 25 .....	10
<b>11</b>	420 9457 51	Lock Washer .....	Rondelle-frein .....	1
<b>12</b>	420 2271 50	Washer .....	Rondelle .....	2
<b>13</b>	420 8342 70	Oil Pump Gear (36 Teeth) .....	Engrenage pompe à l'huile (36 dents)	1
<b>14</b>	228 5610 45	Nut M6 .....	Écrou M6 .....	1
<b>15</b>	413 7030 00	Loctite 242, 10 cc .....	Loctite 242, 10 cc .....	@
<b>16</b>	414 4138 00	Oil Line .....	Conduit d'huile .....	@
<b>17</b>	414 4138 00	Oil Line .....	Conduit d'huile .....	@
<b>18</b>	414 4138 00	Oil Line .....	Conduit d'huile .....	@
<b>19</b>	420 8538 40	Clamp .....	Bride .....	6
<b>N 20</b>	420 8609 65	Cable Grommet .....	Passe-câble .....	1
<b>21</b>	420 9607 00	Rubber Ring .....	Bague caoutchouc .....	2
<b>22</b>	420 9602 85	Cable Grommet .....	Passe-câble .....	1





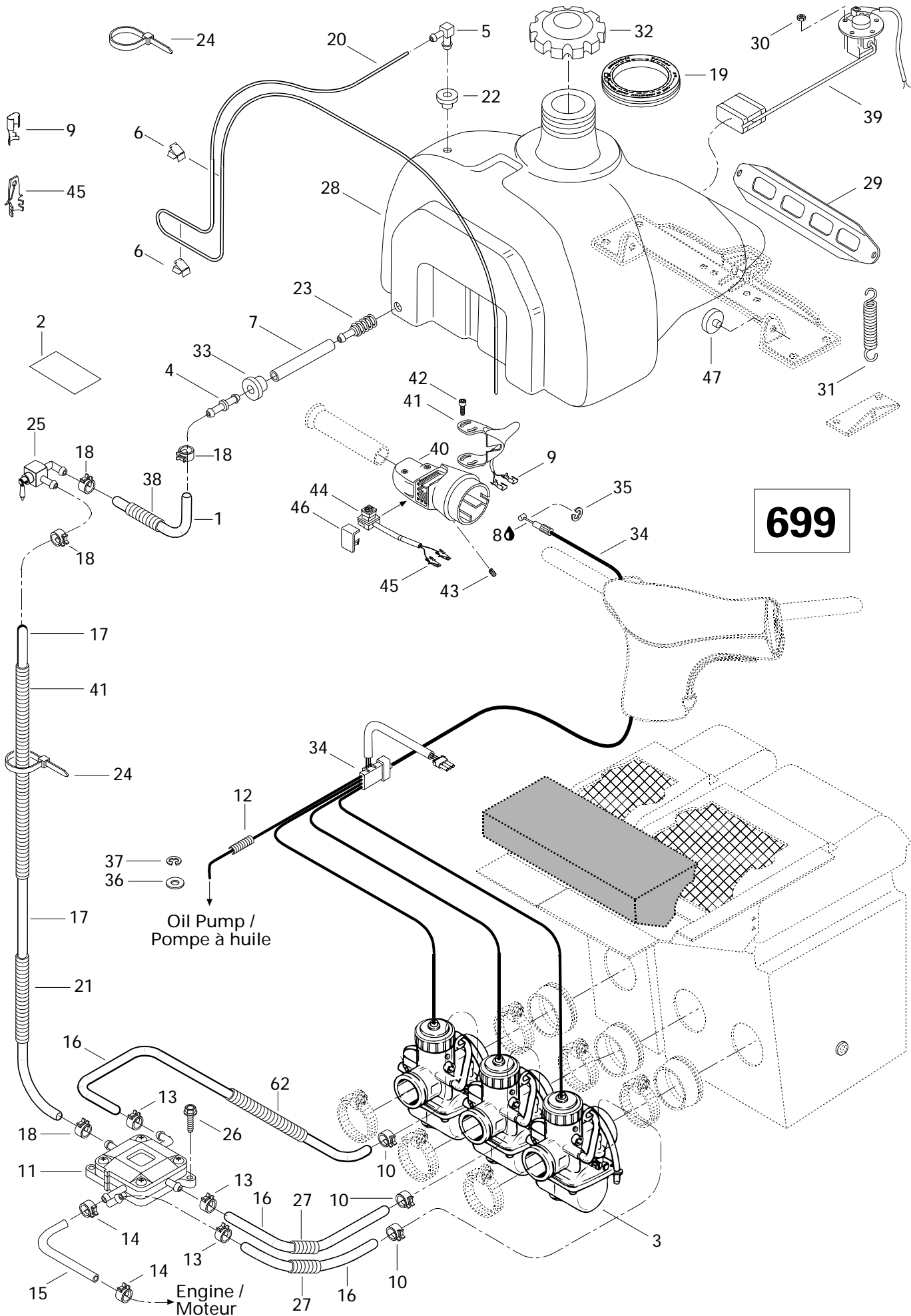
## Support and Oil Tank Support et réservoir d'huile

GRAND TOURING  
SE

<b>1</b>	572 0431 00	Injection Oil Tank .....	Réservoir d'huile à injection .....	1
<b>N 2</b>	517 2938 00	Support .....	Support .....	1
<b>N 3</b>	517 2939 00	Upper Support .....	Support Supérieur .....	1
<b>4</b>	517 2759 00	Deflector .....	Déflecteur .....	1
<b>5</b>	572 0710 00	Oil Tank Cap .....	Bouchon du réservoir d'huile .....	1
<b>6</b>	570 0230 00	Grommet .....	Bague isolante .....	1
<b>7</b>	414 6819 00	Float .....	Flotte .....	1
<b>8</b>	414 6818 00	Oil Lever Sensor .....	Contacteur du niveau d'huile .....	1
<b>9</b>	414 4544 00	Rubber Spacer .....	Entretoise de caoutchouc .....	5
<b>10</b>	222 0620 65	Hex. Screw M6 x 20 .....	Vis hex. M6 x 20 .....	2
<b>11</b>	224 7611 10	Lock Washer 6 mm .....	Rondelle-frein 6 mm .....	6
<b>12</b>	222 0616 65	Hex. Screw M6 x 16 .....	Vis hex. M6 x 16 .....	2
<b>13</b>	414 5333 00	Oil Line .....	Conduit d'huile .....	@
<b>14</b>	414 4152 00	Spring Clip .....	Pince à ressort .....	3
<b>15</b>	414 4207 00	Spring Clip .....	Pince à ressort .....	1
<b>16</b>	414 5365 00	Filter .....	Filtre .....	1
<b>17</b>	222 0612 65	Screw Hex. M6 x 12 .....	Vis hex. M6 x 12 .....	2
<b>18</b>	222 2620 65	Carriage Bolt M6 x 20 .....	Vis de carrosserie M6 x 20 .....	1
<b>19</b>	228 7610 45	Elastic Flanged Stop Nut M6 .....	Écrou élastique à épaulement M6 .....	3
<b>20</b>	224 0612 01	Washer 6 mm .....	Rondelle 6 mm .....	1
<b>21</b>	224 0611 51	Washer 6 mm .....	Rondelle 6 mm .....	5
<b>22</b>	504 0989 00	Side Support .....	Support latéral .....	1
<b>23</b>	414 6124 00	Tubing .....	Gaine .....	@
<b>24</b>	413 7032 00	Loctite 495, 3gr .....	Loctite 495, 3gr .....	@
<b>25</b>	228 5610 45	Elastic Stop Nut M6 .....	Écrou hex. élastique M6 .....	1

Parts marked with «XXX» are not available as spare parts.

Les articles marqués d'un «XXX» ne sont pas disponibles comme pièces de remplacement.



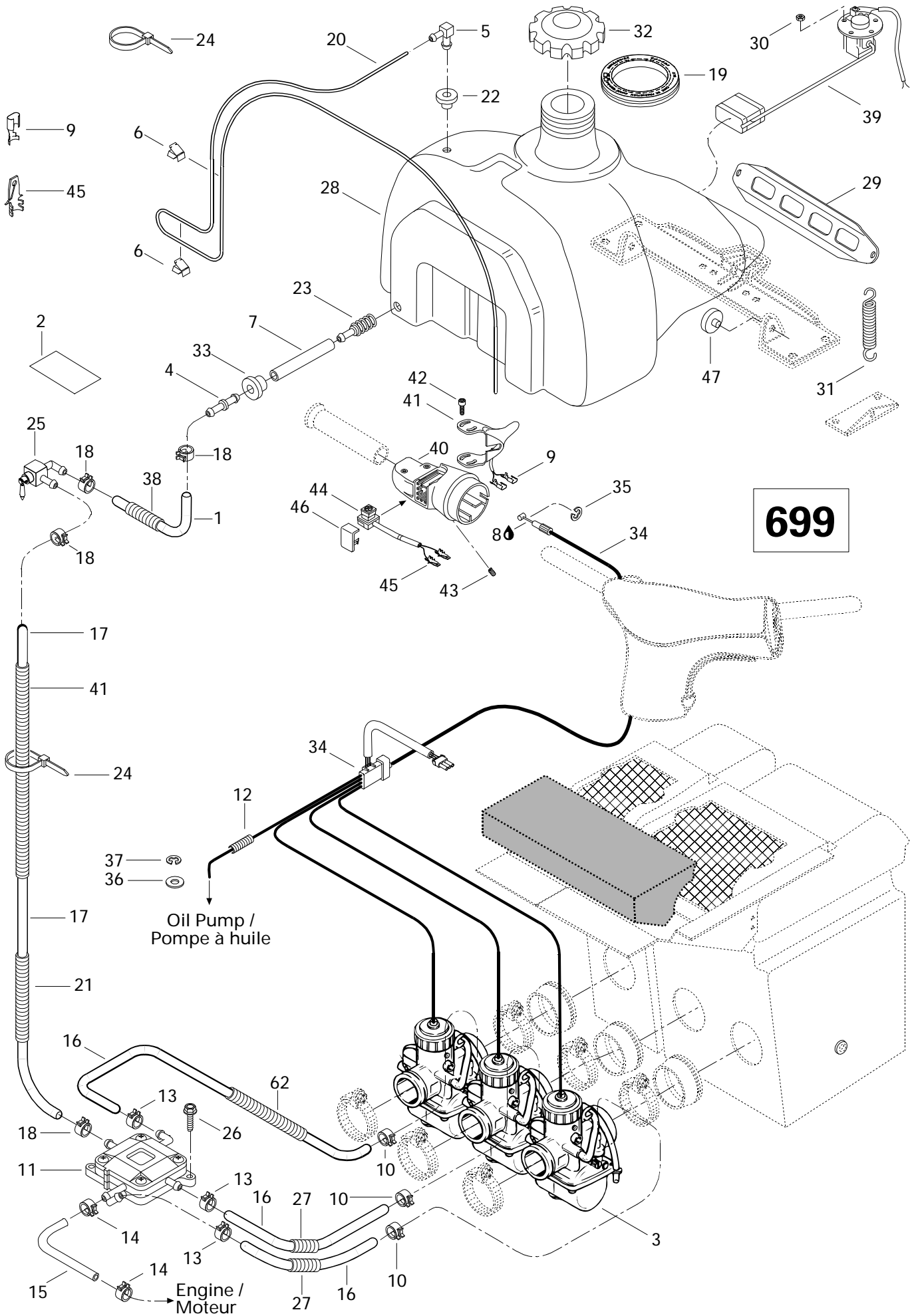




# Fuel System (699) Système d'alimentation (699)

GRAND TOURING  
SE

<b>1</b>	414 9339 00	Hose-Formed .....	Boyau formé .....	1
<b>2</b>	414 9315 00	Security Label (Shut Off Valve) .....	Étiquette sécurité (valve essence) .....	1
<b>N 3</b>	403 1289 00	<b>Carburetor VM-38-372</b> (PTO/MAG)	<b>Carburateur VM-38-372</b> (PDM/MAG)	2
<b>N</b>	403 1290 00	<b>Carburetor VM-38-373</b> (Center) .....	<b>Carburateur VM-38-373</b> (centre) .....	1
<b>4</b>	414 8727 00	Male Connector .....	Connecteur mâle .....	1
<b>5</b>	414 8141 00	Male Connector .....	Connecteur mâle .....	1
<b>6</b>	414 2273 00	Clip .....	Pince .....	2
<b>7</b>	415 0057 00	Hose .....	Boyau .....	1
<b>8</b>	413 7017 00	Grease Dielectric, 3oz .....	Graisse diélectrique, 3oz .....	@
<b>9</b>	561 5032 00	Female Terminal .....	Cosse femelle .....	2
<b>10</b>	414 4207 00	Spring Clamp .....	Bride à ressort .....	3
<b>N 11</b>	403 9014 00	Fuel Pump (70 Liters) .....	Pompe à essence (70 litres) .....	1
<b>12</b>	414 6124 00	Tubing .....	Gaine .....	@
<b>13</b>	414 5548 00	Spring Clip .....	Bride à ressort .....	3
<b>14</b>	414 4152 00	Spring Clip .....	Bride à ressort .....	2
<b>N 15</b>	415 0798 00	Impulse Hose .....	Conduit d'impulsion .....	@
<b>16</b>	414 8340 00	Fuel Line .....	Conduit d'essence .....	@
<b>N 17</b>	415 0709 00	Fuel Line .....	Conduit d'essence .....	@
<b>18</b>	414 6557 00	Spring Clip .....	Bride à ressort .....	4
<b>19</b>	570 2769 00	Rubber Ring .....	Bague de caoutchouc .....	1
<b>20</b>	414 2969 00	Fuel Vent Line .....	Conduit d'aération essence .....	@
<b>21</b>	414 9429 00	Tubing .....	Gaine .....	@
<b>22</b>	570 1351 00	Grommet .....	Bague isolante .....	1
<b>23</b>	414 8721 00	Fuel Filter .....	Filtre à essence .....	1
<b>24</b>	414 1152 00	Tie-Rap .....	Attache .....	@
<b>25</b>	414 8722 00	Shut-off Valve .....	Valve à essence .....	1
<b>26</b>	732 6000 05	Hex. Tapping Screw M6 x 20 .....	Vis hex. autotaraudeuse M6 x 20 .....	2
<b>27</b>	415 0799 00	Tubing .....	Gaine .....	@
<b>28</b>	572 0571 00	Fuel Tank .....	Réservoir à essence .....	1
<b>29</b>	517 2492 00	Fuel Tank Bracket .....	Attache du réservoir à essence .....	1
<b>30</b>	228 5510 45	Elastic Stop Nut M5 .....	Écrou d'arrêt élastique M5 .....	5
<b>31</b>	414 8937 00	Spring .....	Ressort .....	2
<b>32</b>	572 0739 00	Cap .....	Bouchon .....	1
<b>33</b>	570 2739 00	Grommet .....	Passe-Fils .....	1
<b>N 34</b>	415 0740 00	Throttle Cable and Housing .....	Câble et gaine d'accélérateur .....	1
<b>35</b>	414 2745 00	Circlip .....	Circlip .....	1
<b>36</b>	414 7533 00	Washer .....	Rondelle .....	1
<b>37</b>	414 7535 00	Circlip .....	Circlip .....	1

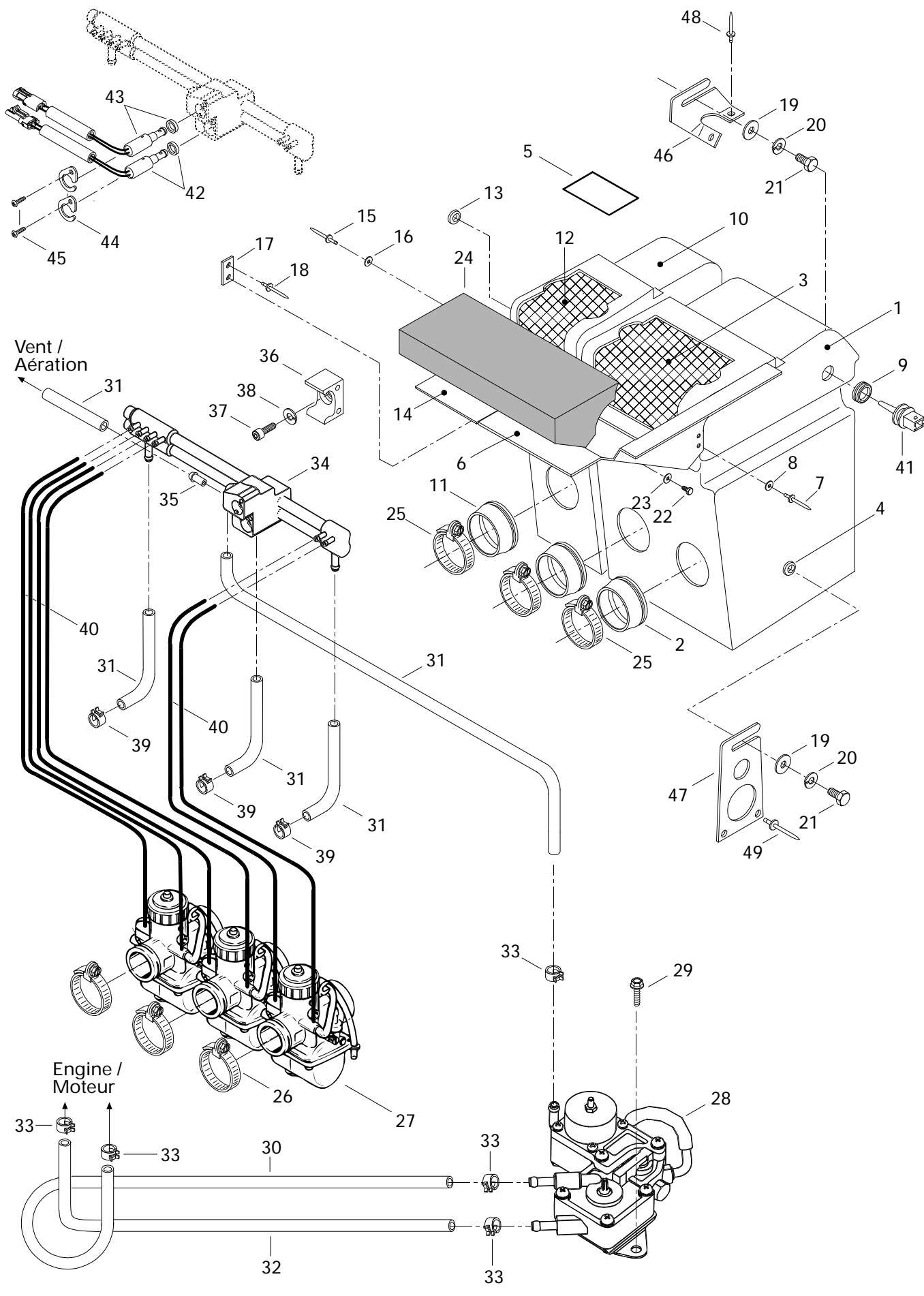




## Fuel System (699) Système d'alimentation (699)

GRAND TOURING  
SE

<b>38</b>	415 0115 00	Tubing .....	Gaine .....	@
<b>N 39</b>	580 6511 00	Fuel Level Sensor .....	Capteur de niveau d'essence .....	1
<b>N 40-47</b>	580 6536 00	<b>Throttle Handle Ass'y</b> , (38 mm) .....	<b>Manette d'accélérateur ass.</b> , (38 mm) .	1
<b>N 40</b>	572 0909 00	Throttle Handle Housing .....	Logement de manette d'accélérateur .	1
<b>N 41</b>	572 0910 00	Heated Handle .....	Manette chauffante .....	1
<b>42</b>	732 6011 43	Shouldered Screw .....	Vis à épaulement .....	4
<b>43</b>	414 4408 00	Set Screw .....	Vis de serrage .....	1
<b>44</b>	414 6127 00	Kill Switch .....	Interrupteur d'urgence .....	1
<b>45</b>	561 5034 00	Male Terminal .....	Cosse Mâle .....	2
<b>N 46</b>	409 2051 00	Kill Switch Cover .....	Couvercle d'interrupteur d'urgence ....	1



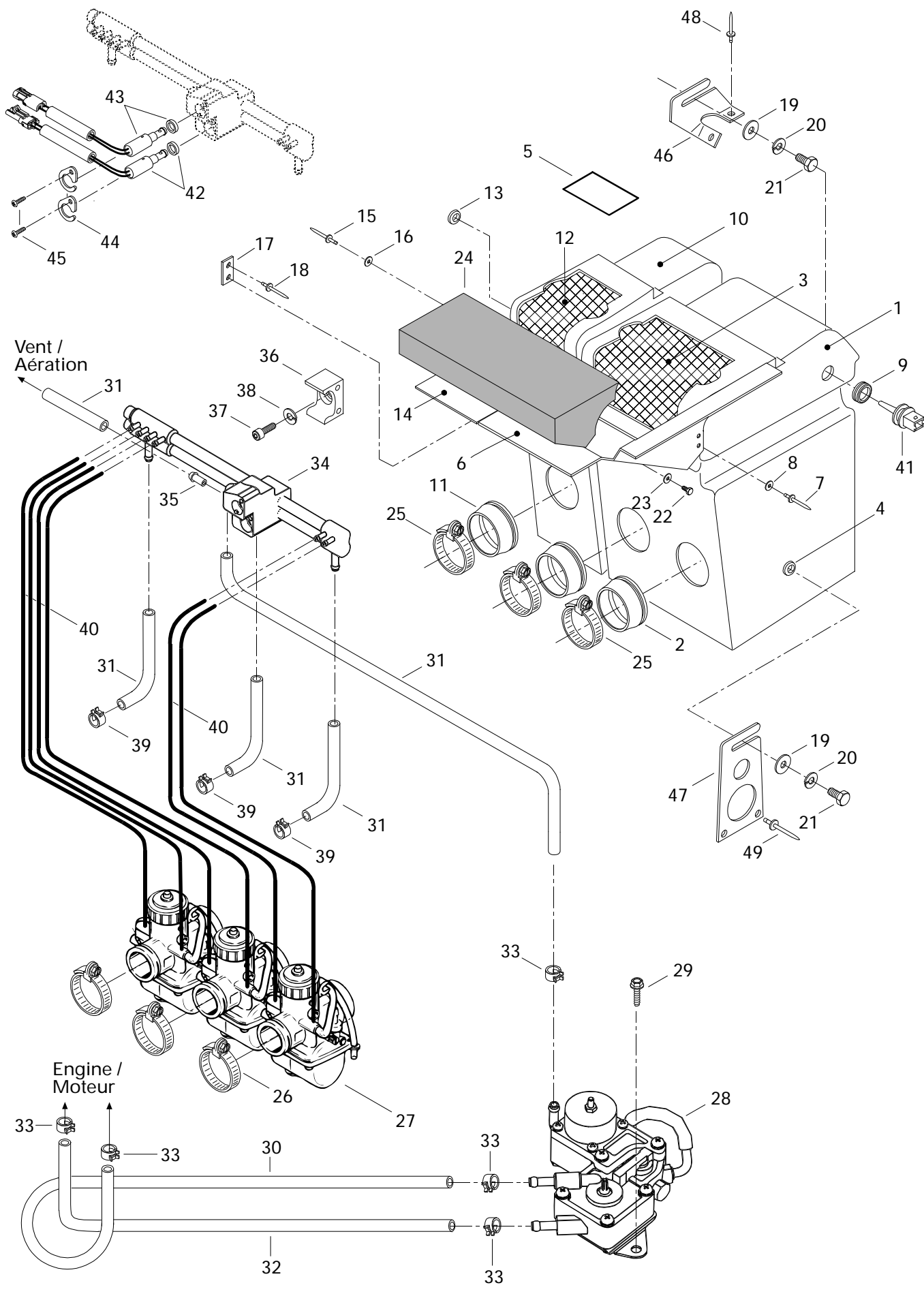


# Air Intake System

## Système d'admission d'air

GRAND TOURING  
SE

<b>N 1→9</b>	580 6476 03	<b>Air Silencer Ass'y</b> (2 Holes) .....	<b>Silencieux D'admission ass.</b> (2 trous)	1
<b>2</b>	570 0470 00	Air Adaptor .....	Adapteur d'admission .....	2
<b>3</b>	570 0290 07	Air Filter Foam (2 Holes Sil.) .....	Filtre à air (sil. 2 trous) .....	1
<b>4</b>	732 6100 57	Jack Nut .....	Écrou .....	3
<b>5</b>	414 1615 00	Warning Label .....	Étiquette d'avertissement .....	1
<b>6</b>	517 2849 00	Deflector (2 Holes Sil.) .....	Défecteur (sil. 2 trous).....	1
<b>7</b>	390 4066 00	Rivet .....	Rivet .....	4
<b>8</b>	517 2259 00	Flat Washer .....	Rondelle .....	4
<b>N 9</b>	570 0655 00	Grommet .....	Anneau .....	1
<b>N 10→18</b>	580 6477 00	<b>Air Silencer Ass'y</b> (1 Hole) .....	<b>Silencieux D'admission ass.</b> (1 trou) ..	1
<b>11</b>	570 0470 00	Air Adaptor .....	Adapteur d'admission .....	1
<b>12</b>	572 0291 03	Air Filter Foam (1 Hole Sil.) .....	Filtre à air (sil. 1 trou) .....	1
<b>13</b>	732 6100 57	Jack Nut .....	Écrou .....	1
<b>14</b>	517 2850 00	Deflector (1 Hole Sil.).....	Défecteur (sil. 1 trou) .....	1
<b>15</b>	390 4066 00	Rivet .....	Rivet .....	4
<b>16</b>	517 2259 00	Flat Washer .....	Rondelle .....	4
<b>17</b>	517 2785 00	Plate .....	Plaque .....	1
<b>18</b>	390 4024 00	Rivet .....	Rivet .....	1
<b>19</b>	224 0611 21	Flat Washer .....	Rondelle .....	2
<b>20</b>	224 7611 10	Lock Washer 6 mm .....	Rondelle frein 6 mm .....	2
<b>21</b>	222 0620 65	Hex. Screw M6 x 20 .....	Vis Hex. M6 x 20 .....	2
<b>22</b>	222 8514 65	Machined Screw M5 x 14 .....	Vis machinée M5 x 14.....	1
<b>23</b>	224 1511 01	Washer 5 mm .....	Rondelle 5 mm .....	1
<b>24</b>	415 0276 00	Air Filter .....	Filtre à air .....	1
<b>25</b>	414 8301 00	Clamp .....	Bride .....	3
<b>26</b>	420 9515 10	Clamp .....	Bride .....	3
<b>N 27</b>	403 1289 00	<b>Carburetor VM 38 -372</b> (PTO/MAG)	<b>Carburateur VM 38 -372</b> (PDM/MAG)	2
<b>N</b>	403 1290 00	<b>Carburetor VM 38 -373</b> (Center) .....	<b>Carburateur VM 38 -373</b> (centre)....	1
<b>N 28</b>	415 0613 00	<b>Air Pump Ass'y</b> .....	<b>Pompe à air ass.</b> .....	1
<b>29</b>	732 6000 02	Taptite Screw M6 x 16 .....	Vis autotaraudeuse M6 x 16 .....	2
<b>30</b>	415 0798 00	Hose .....	Boyau .....	@
<b>31</b>	414 8340 00	Line .....	Conduit .....	@
<b>N 32</b>	415 0631 00	Hose 90° .....	Boyau 90° .....	@
<b>33</b>	414 4152 00	Spring Clamp .....	Bride à ressort .....	6
<b>N 34→35</b>	415 0612 00	<b>Pressure Manifold Ass'y</b> .....	<b>Collecteur de pression</b> .....	1
<b>N 35</b>	404 1597 00	Air Jet .....	Diffuseur d'air .....	2
<b>N 36</b>	572 0961 00	Support .....	Support .....	2
<b>37</b>	222 8616 13	Machined Screw M6 x 16 .....	Vis machinée M6 x 16 .....	2



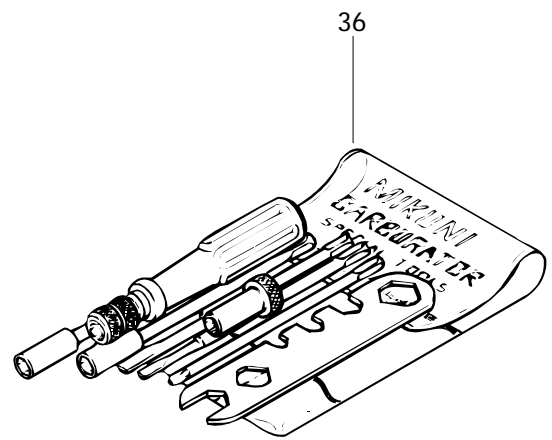
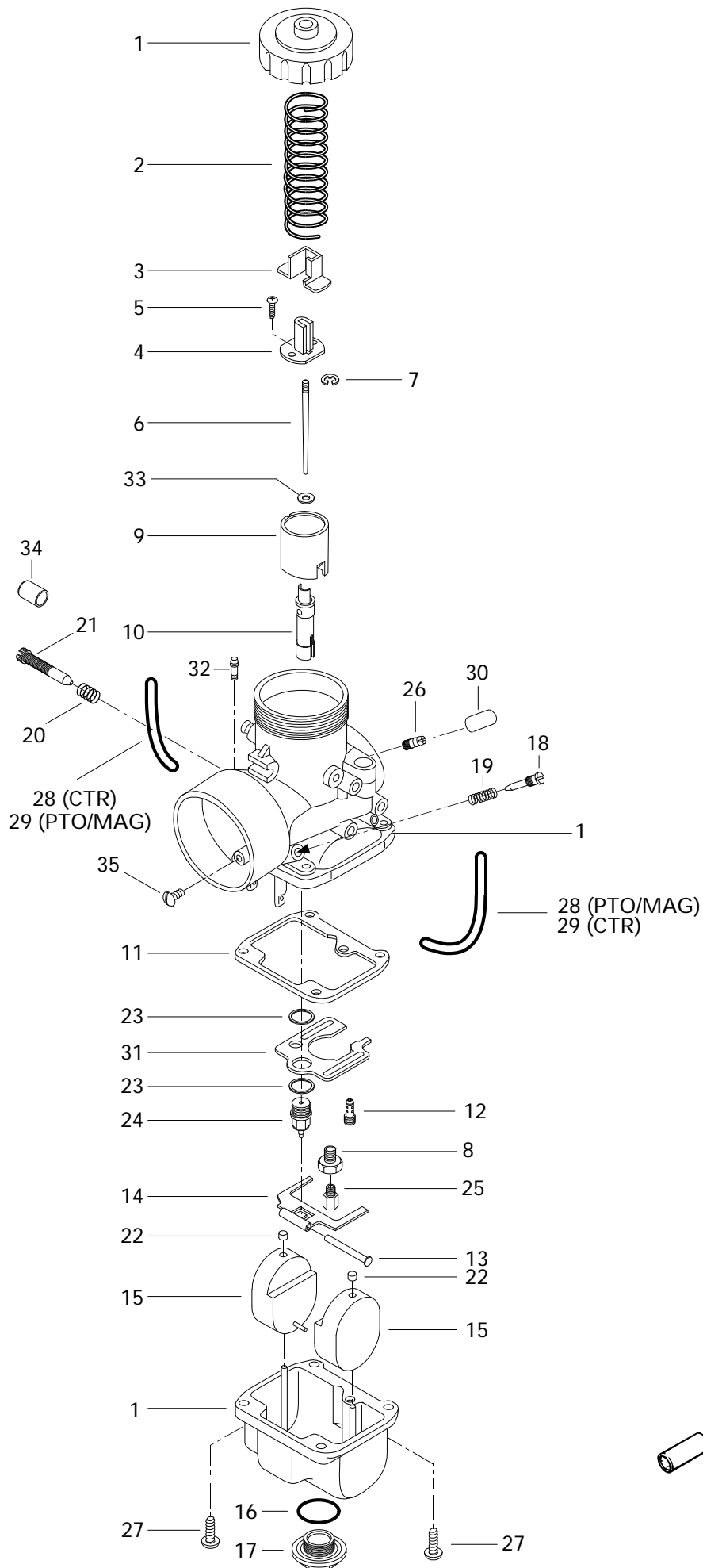


## Air Intake System Système d'admission d'air

GRAND TOURING  
SE

<b>38</b>	224 7611 10	Lock Washer 6 mm .....	Rondelle frein 6 mm .....	2
<b>39</b>	414 5548 00	Spring Clamp .....	Bride à ressort .....	3
<b>N 40</b>	404 1600 00	Vent Tube (Long) .....	Boyau d'aération (long) .....	@
<b>N</b>	404 1601 00	Vent Tube (Short) .....	Boyau d'aération (court) .....	@
<b>N 41</b>	270 6000 00	Air Sensor (Temperature) .....	Capteur Air (température) .....	1
<b>N 42</b>	415 0614 00	Valve Solenoïd (Female) .....	Électrovalve (femelle).....	1
<b>N 43</b>	415 0615 00	Valve Solenoïd (Male).....	Électrovalve (mâle) .....	1
<b>N 44</b>	415 0616 00	Lock .....	Barrure .....	2
<b>N 45</b>	404 1593 00	Screw .....	Vis .....	2
<b>46</b>	518 3139 00	Bracket Inner .....	Attache intérieure .....	1
<b>47</b>	517 2520 00	Bracket Outer .....	Attache extérieure .....	1
<b>48</b>	390 4022 00	Rivet .....	Rivet .....	2
<b>49</b>	390 9092 00	Avex Rivet .....	Rivet Avex .....	@

699







## Carburetors (699) Carburateurs (699)

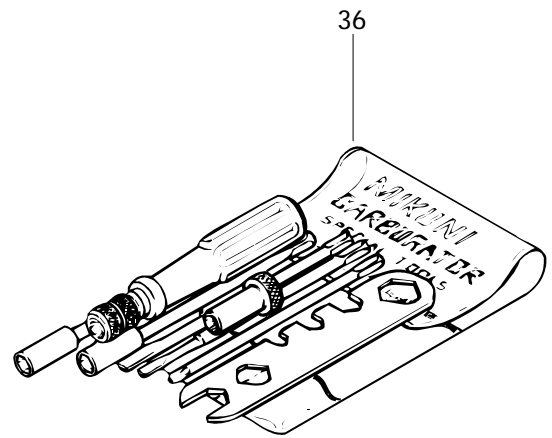
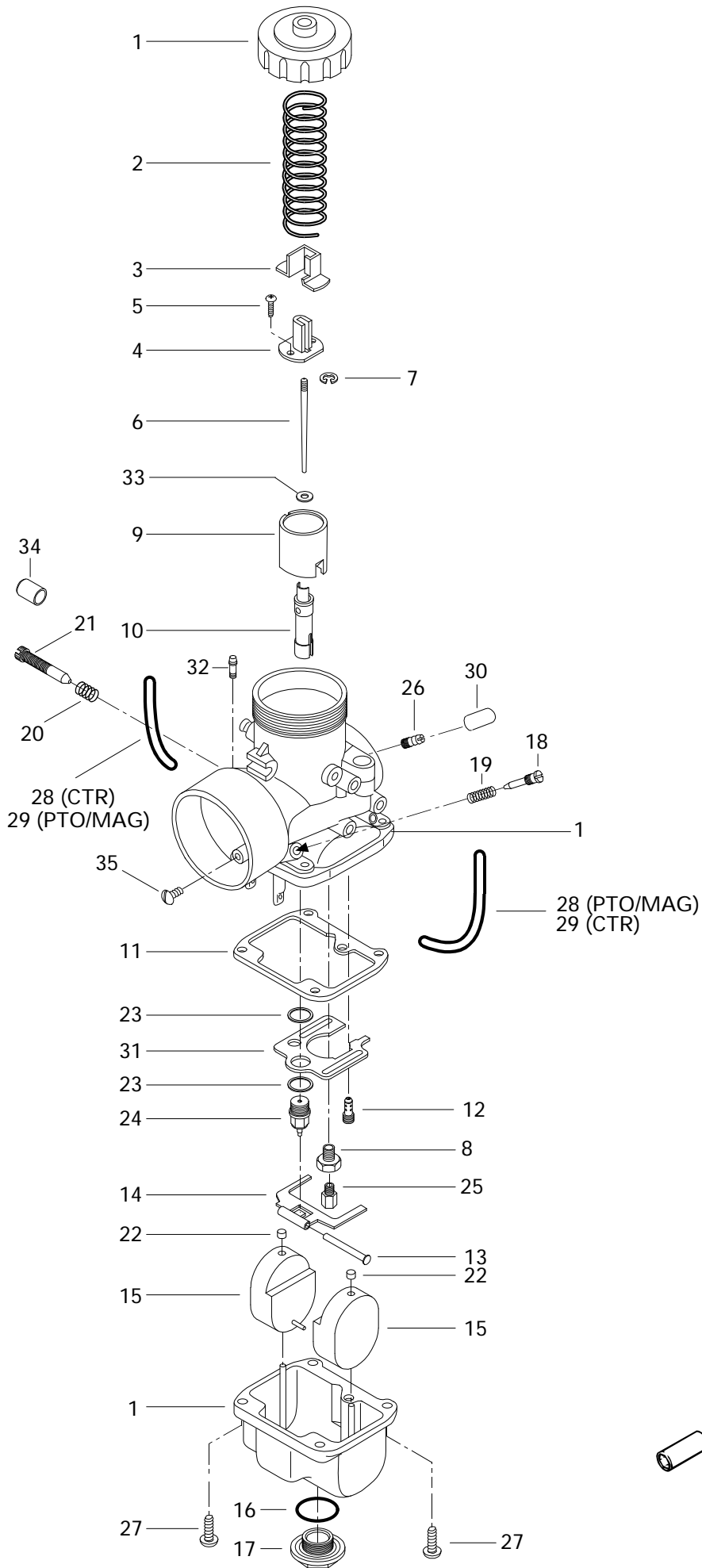
GRAND TOURING  
SE

			PTO	CTR	MAG	
<b>N 1-35</b>	403 1289 00	<b>VM 38-372 Carburetor (PTO/MAG) ..</b>	<b>Carburateur VM 38-372 (PDM/MAG) ..</b>	1	—	1
<b>N</b>	403 1290 00	<b>VM 38-373 Carburetor (CTR) .....</b>	<b>Carburateur VM 38-373 (CTR) .....</b>	—	1	—
<b>1</b>	404 1051 00	Cover .....	Couvercle .....	1	1	1
<b>2</b>	404 1548 00	Throttle Valve Spring .....	Ressort du tiroir d'accélérateur .....	1	1	1
<b>3</b>	404 1221 00	Cover .....	Couvercle de raccord .....	1	1	1
<b>4</b>	404 1229 00	Connector .....	Raccord .....	1	1	1
<b>5</b>	404 1213 00	Screw with Washer .....	Vis avec rondelle .....	2	2	2
<b>6</b>	404 1579 00	Jet Needle J8-6DEY2 .....	Aiguille J8-6DEY2 .....	1	1	1
<b>7</b>	404 1524 00	E-Ring .....	Rondelle-E .....	1	1	1
<b>8</b>	404 1055 00	Screw Guide .....	Vis guide .....	1	1	1
<b>9</b>	404 1313 00	Throttle Valve CA 2.5 .....	Tiroir d'accélérateur CA 2.5 .....	1	1	1
<b>10</b>	404 1569 00	Needle Jet .....	Gicleur d'aiguille .....	1	1	1
<b>11</b>	404 1047 00	Gasket .....	Joint d'étanchéité de la cuve .....	1	1	1
<b>12</b>	404 1095 00	Pilot Jet PJ 50 .....	Gicleur du ralenti PJ 50 .....	1	1	1
<b>13</b>	404 1033 00	Float Arm Pin .....	Goupille de levier de flotteur .....	1	1	1
<b>14</b>	404 1050 00	Float Arm .....	Levier du flotteur .....	1	1	1
<b>15</b>	404 1054 00	Float .....	Flotteur .....	2	2	2
<b>16</b>	404 1015 00	Washer .....	Rondelle .....	1	1	1
<b>17</b>	404 1056 00	Plug Screw .....	Bouchon d'accès .....	1	1	1
<b>18</b>	404 1490 00	Idle Adjusting Screw .....	Vis du mélange de ralenti .....	1	1	1
<b>19</b>	404 1398 00	Spring, (Idle Adjusting Screw) .....	Ressort, (vis du mélange de ralenti) ...	3	1	1
<b>20</b>	404 1017 00	Spring, (Throttle Stop Screw) .....	Ressort, (Vis du ralenti) .....	1	1	1
<b>21</b>	404 1028 00	Throttle Stop Screw .....	Vis du ralenti .....	1	1	1
<b>22</b>	404 1058 00	Cap .....	Bouchon .....	2	2	2
<b>23</b>	404 1016 00	Gasket Washer .....	Joint d'étanchéité .....	2	2	2
<b>24</b>	404 1474 00	Needle Valve 1.5 .....	Soupape d'admission 1.5 .....	1	1	1
<b>25</b>	404 1060 00	Main Jet MJ 350 .....	Gicleur principal MJ 350 .....	1	1	1
<b>26</b>	404 1534 00	Nipple .....	Adapteur d'amorceur .....	1	1	1
<b>27</b>	404 1020 00	Screw with Lock Washer .....	Vis et rondelle-frein .....	4	4	4
<b>N 28</b>	404 1600 00	Vent Tube (Long) .....	Tuyau d'aération (long) .....	1	1	1
<b>N 29</b>	404 1601 00	Vent Tube (Short) .....	Tuyau d'aération (court) .....	1	1	1
<b>30</b>	404 1552 00	Cap .....	Bouchon .....	1	1	1
<b>31</b>	— XXX —	Baffle Plate .....	Chicane .....	1	1	1
<b>N 32</b>	404 1589 00	Filter .....	Filtre .....	1	1	1
<b>33</b>	404 1170 00	Packing .....	Joint tampon .....	1	1	1

Parts marked with «XXX» are not available as spare parts.

Les articles marqués d'un «XXX» ne sont pas disponibles comme pièces de remplacement.

699

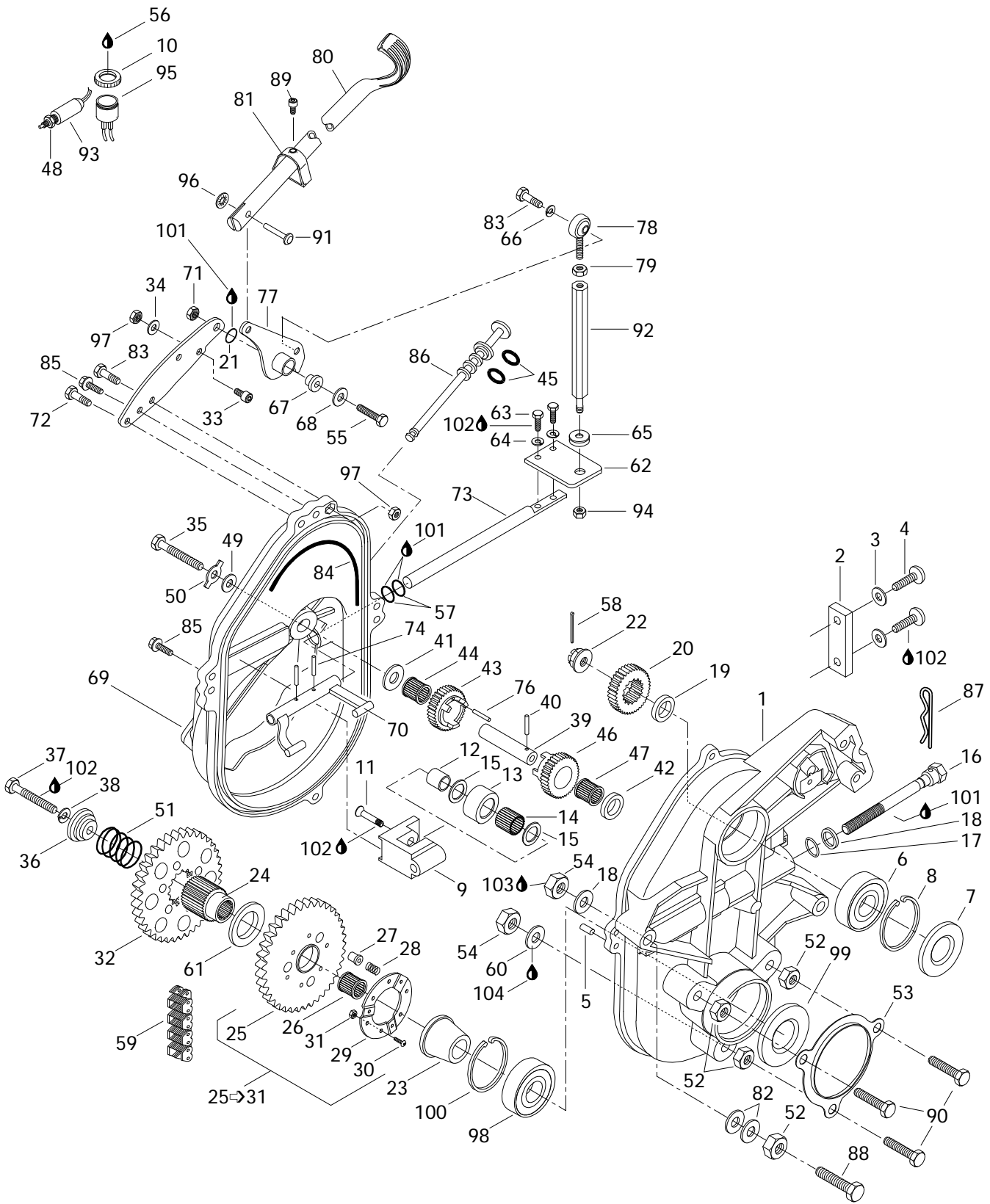


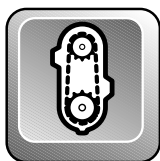


## Carburetors (699) Carburateurs (699)

GRAND TOURING  
SE

		PTO	CTR	MAG
<b>34</b>	404 1525 00	Cap .....	Capuchon .....	1 1 1
<b>35</b>	404 1317 00	Plug Screw .....	Vis bouchon .....	1 1 1
<b>36</b>	404 1120 00	<b>Tool Kit</b> .....	<b>Ens. d'outils</b> .....	1
<b>N 37</b>	861 7572 00	<b>Hight Altitude Kit</b> , (Not Shown) .....	<b>Ens. haute altitude</b> , (non illustré) ....	Opt

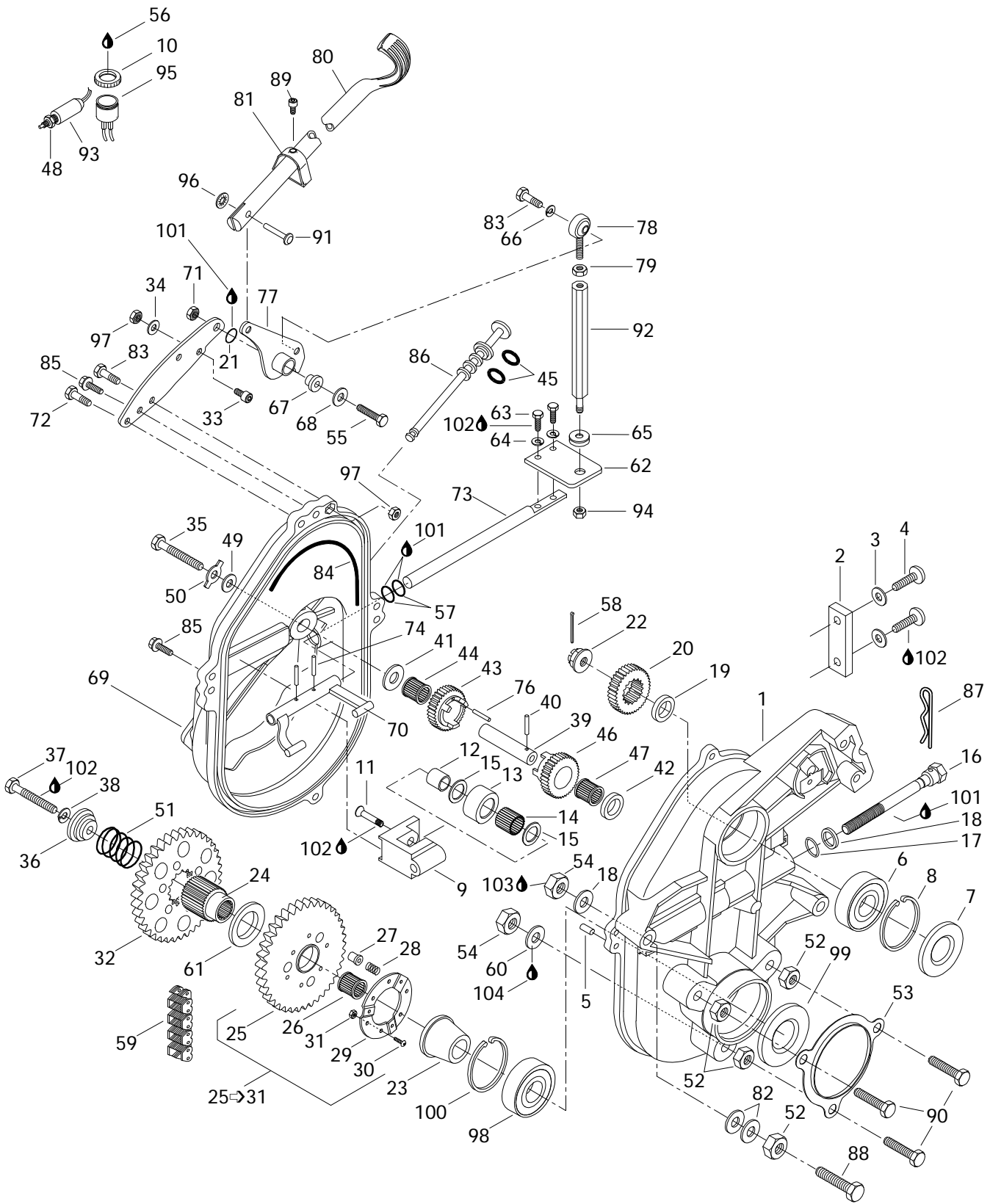


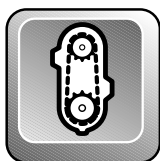


# Transmission Transmission

GRAND TOURING  
SE

<b>N 1</b>	504 1447 00	Chaincase .....	Carter de chaîne .....	1
<b>2</b>	504 0824 00	Chain Slider .....	Glissière de chaîne .....	1
<b>3</b>	732 9000 40	Copper Washer .....	Rondelle de cuivre .....	2
<b>4</b>	222 0616 65	Screw M6 x 16 .....	Vis M6 x 16 .....	2
<b>5</b>	732 6200 01	Cylinder Pin .....	Goupille cylindrique .....	1
<b>6</b>	405 4044 00	Ball Bearing 6205.....	Roulement à billes 6205 .....	1
<b>7</b>	414 5312 00	Seal .....	Anneau d'étanchéité .....	1
<b>8</b>	371 9017 00	Retaining Ring .....	Segment de retenue .....	1
<b>9</b>	504 0810 00	Chain Tensioner .....	Tendeur de chaîne .....	1
<b>10</b>	414 8051 01	Plastic Nut .....	Écrou de plastique .....	1
<b>11</b>	732 6011 44	Screw .....	Vis .....	1
<b>12</b>	504 0802 00	Bushing .....	Entretoise .....	1
<b>13</b>	414 5313 00	Roller .....	Rouleau .....	1
<b>14</b>	405 4030 00	Needle Bearing .....	Roulement à aiguilles .....	1
<b>15</b>	504 0803 00	Washer .....	Rondelle .....	2
<b>N 16</b>	732 6012 67	Tensioner Adjustment Screw .....	Vis de réglage du tendeur .....	1
<b>17</b>	414 4844 00	O-Ring .....	Joint torique .....	1
<b>18</b>	224 0012 11	Washer 10 mm.....	Rondelle 10 mm .....	3
<b>19</b>	504 0934 00	Shim .....	Cale .....	1
<b>20</b>	504 0843 00	Sprocket (25 Tooth-Large) .....	Pignon (25 dents-large) .....	1
<b>21</b>	414 9776 00	O-Ring .....	Joint torique .....	1
<b>22</b>	732 6100 12	Castellated Nut M20 .....	Écrou à crénaux M20 .....	1
<b>23</b>	504 0763 00	Retaining Ring .....	Bague d'appui .....	1
<b>24</b>	504 0977 00	Coupling Shaft .....	Arbre de couplage .....	1
<b>25-31</b>	581 0968 00	<b>Sprocket Ass'y</b> (44 Tooth-Large) .....	<b>Pignon ass.</b> (44 dents-large) .....	1
<b>25</b>	504 0844 00	Sprocket (44 Tooth-Large) .....	Pignon (44 dents-large) .....	1
<b>26</b>	414 7726 00	Needle Bearing .....	Roulement à aiguilles .....	1
<b>27</b>	504 0768 00	Drive Pin .....	Tige d'engagement .....	3
<b>28</b>	414 7727 00	Spring .....	Ressort .....	3
<b>29</b>	504 0761 00	Retaining Ring .....	Anneau de retenue .....	1
<b>30</b>	222 0520 65	Hex. Screw M5 x 20.....	Vis hex. M5 x 20 .....	6
<b>31</b>	228 4510 46	Nut M5 .....	Écrou M5 .....	6
<b>32</b>	504 0968 00	Gear Sliding (56 Tooth) .....	Pignon coulisseau (56 dents) .....	1
<b>33</b>	222 9616 65	Allen Screw M6 x 16 .....	Vis Allen M6 x 16 .....	1
<b>34</b>	224 0611 51	Washer 6 mm.....	Rondelle 6 mm .....	1
<b>35</b>	222 0890 65	Hex. Screw M8 x 90.....	Vis hex. M8 x 90 .....	1
<b>36</b>	504 0991 00	Cap .....	Capuchon .....	1
<b>37</b>	222 0050 65	Hex. Screw M10 x 50.....	Vis hex. M10 x 50 .....	1

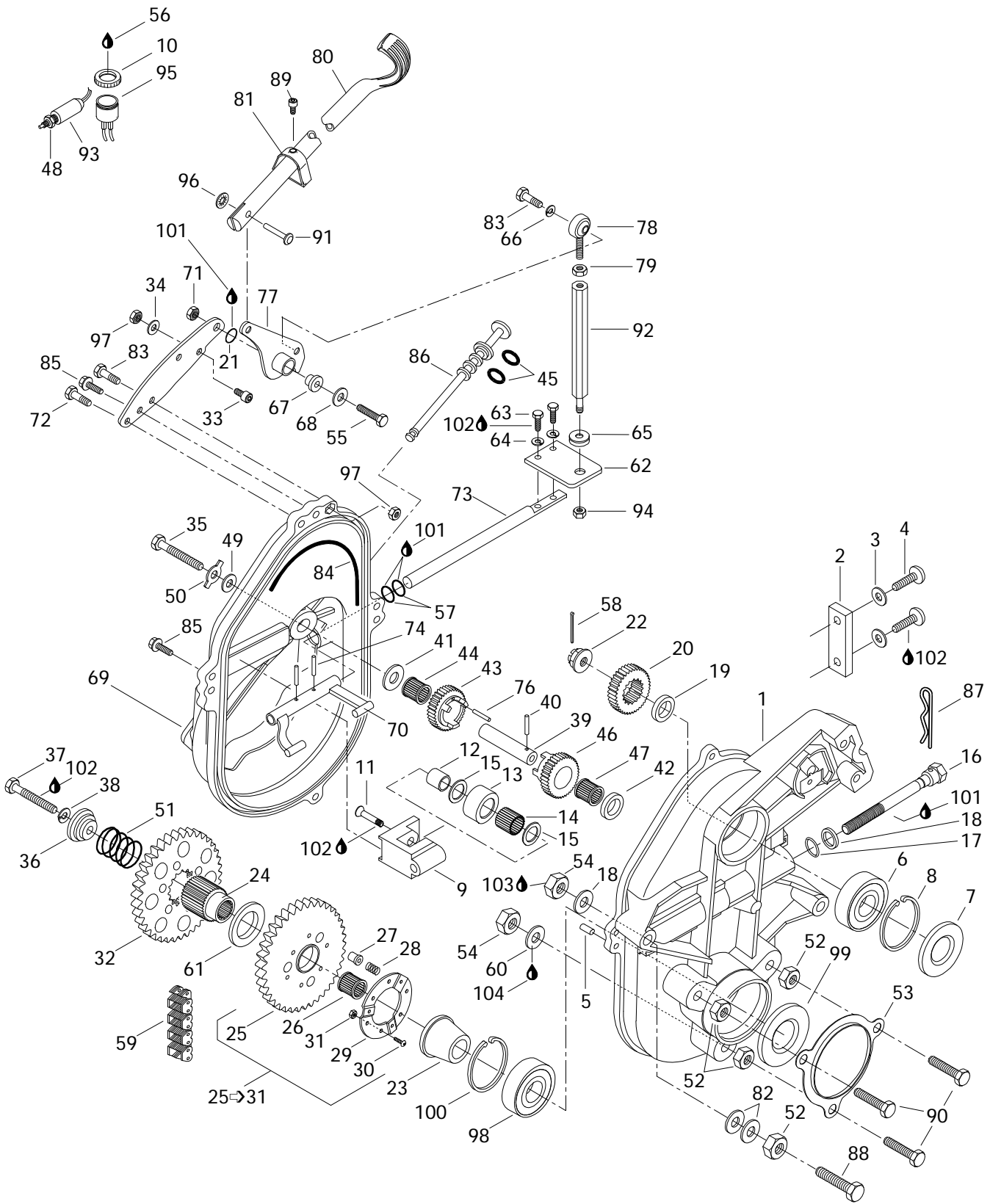




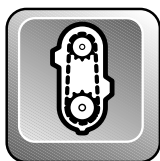
# Transmission

GRAND TOURING  
SE

<b>38</b>	224 7011 88	Lock Washer 10 mm .....	Rondelle-frein 10 mm .....	1
<b>39</b>	504 0831 00	Reverse Shaft .....	Axe de renverse .....	1
<b>40</b>	732 8040 03	Spring Pin .....	Tige .....	1
<b>41</b>	504 0773 00	Trust Washer (Spacer) .....	Rondelle de butée (entretoise) .....	1
<b>42</b>	504 0787 00	Trust Ring .....	Bague de butée .....	1
<b>43-44</b>	581 1222 00	<b>Sprocket Ass'y (19 Tooth) .....</b>	<b>Engrenage ass. (19 dents) .....</b>	1
<b>44</b>	414 8050 00	Needle Bearing .....	Roulement à aiguilles .....	1
<b>45</b>	414 9694 00	O-Ring .....	Joint Torique .....	2
<b>46-47</b>	581 0969 00	<b>Sprocket Ass'y (19 Tooth-Large) ..</b>	<b>Engrenage ass. (19 dents-large) ...</b>	1
<b>47</b>	414 7731 00	Needle Bearing .....	Roulement à aiguilles .....	1
<b>48</b>	732 6100 75	Nut .....	Écrou .....	1
<b>49</b>	504 0829 00	Washer .....	Rondelle .....	1
<b>50</b>	504 0877 00	Lock Tab .....	Patte de verrouillage .....	1
<b>51</b>	504 0992 00	Release Spring .....	Ressort à rappel .....	1
<b>52</b>	504 0838 00	Spacer .....	Entretoise .....	5
<b>53</b>	501 0221 00	Protector .....	Protecteur .....	1
<b>54</b>	228 5010 45	Elastic stop nut M10 .....	Ecrou d'arrêt élastique M10 .....	5
<b>55</b>	222 0840 65	Hex. Screw M8 x 40 .....	Vis Hex. M8 x 40 .....	1
<b>56</b>	293 8000 33	Silicone Sealant, Adchem Clear 4511	Enduit étanche Adchem clair 4511 .....	@
<b>57</b>	414 7732 00	O Ring .....	Joint torique .....	2
<b>58</b>	371 0063 00	Cotter Pin .....	Goupille fendue .....	1
<b>59</b>	412 1069 00	Drive Chain (74 Links-Large) .....	Chaîne (74 maillons-large) .....	1
<b>60</b>	732 9000 20	Copper Washer 10 mm .....	Rondelle de cuivre 10 mm .....	3
<b>61</b>	504 0943 00	Washer .....	Rondelle .....	1
<b>62</b>	504 0946 02	Plate .....	Plaque .....	1
<b>63</b>	222 0514 65	Hex. Screw M5 x 14 .....	Vis hex. M5 x 14 .....	2
<b>64</b>	224 7510 90	Lock Washer 5 mm .....	Rondelle-frein 5 mm .....	2
<b>65</b>	570 0457 00	Rubber Washer .....	Rondelle de caoutchouc .....	1
<b>66</b>	224 7611 10	Lock Washer 6 mm .....	Rondelle d'arrêt 6 mm .....	1
<b>67</b>	414 9771 00	Flange Bushing .....	Douille à épaulement .....	1
<b>68</b>	224 0812 01	Washer .....	Rondelle .....	1
<b>69</b>	504 0985 00	Cover Chaincase .....	Couvercle de carter de chaine .....	1
<b>70</b>	504 0758 00	Fork .....	Fourchette .....	1
<b>71</b>	228 5810 45	Elastic Stop Nut M8 .....	Écrou élastique M8 .....	1
<b>72</b>	732 6000 02	Hex. Screw M6 x 16 .....	Vis hex. M6 x 16 .....	1
<b>73</b>	504 1429 00	Shaft .....	Axe .....	1
<b>74</b>	414 7725 00	Spring Pin M5 x 20 .....	Goupille ressort M5 x 20 .....	2
<b>75</b>	504 0986 00	Support-Pivot .....	Support-pivot .....	1



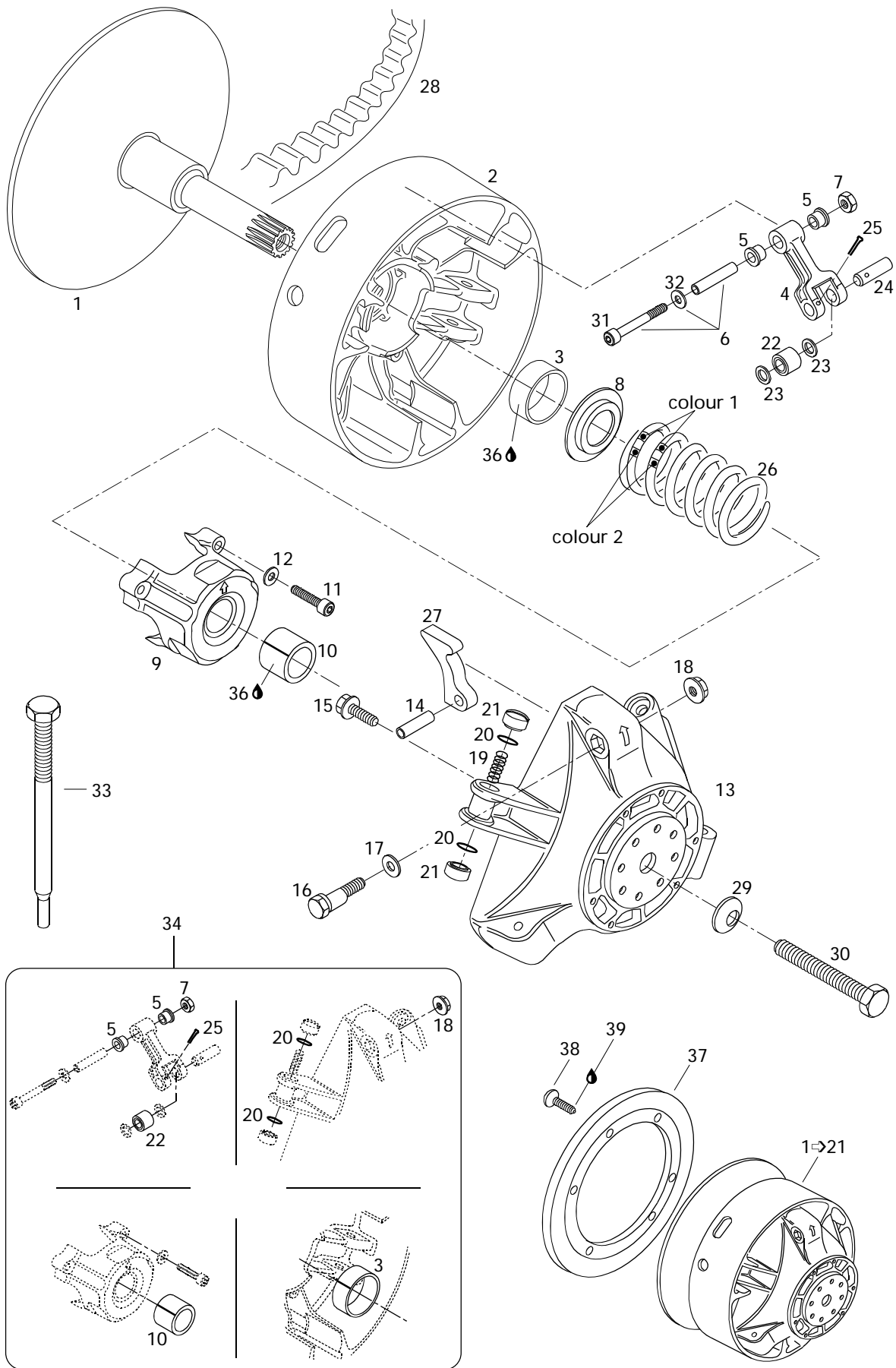





# Transmission Transmission

GRAND TOURING  
SE

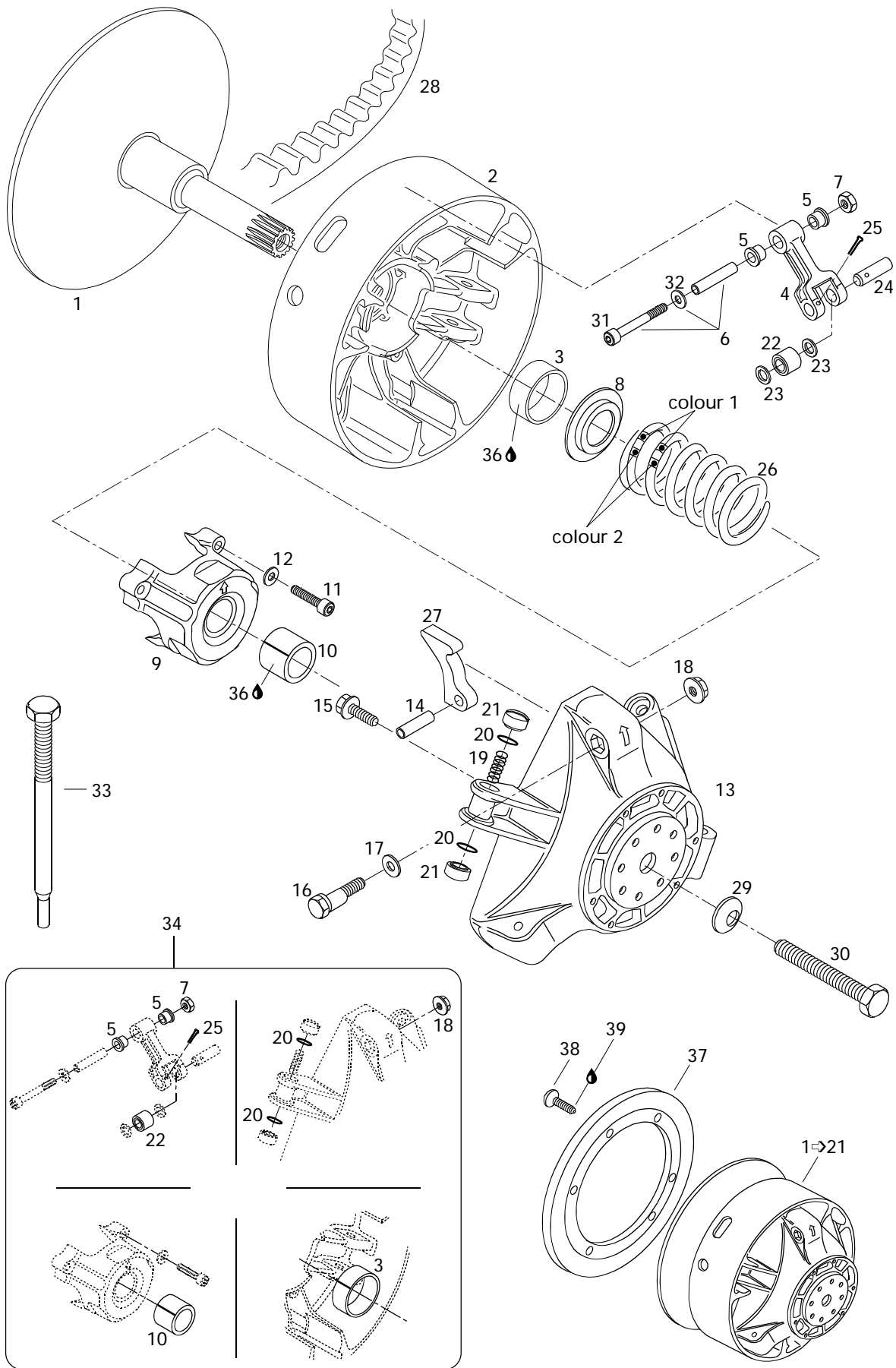
<b>76</b>	570 0486 00	Alignment Rod .....	Tige d'alignement .....	1
<b>77</b>	504 0990 00	Pivot Plate .....	Plaque pivot .....	1
<b>78</b>	414 7734 00	Ball Joint .....	Joint à rotule .....	1
<b>79</b>	228 0610 45	Nut M6 .....	Écrou M6 .....	1
<b>80</b>	570 0539 00	Grip .....	Poignée .....	1
<b>81</b>	572 0711 00	Stopper-Switch .....	Butée-contact .....	1
<b>82</b>	504 0737 00	Shim .....	Cale .....	@
<b>83</b>	222 0620 65	Hex. Screw M6 x 20 .....	Vis hex. M6 x 20 .....	2
<b>84</b>	414 3623 00	Seal .....	Joint .....	1
<b>85</b>	732 6000 04	Self Tapping Screw M6 x 30 .....	Vis autotaraudeuse M6 x 30 .....	4
<b>N 86</b>	572 0927 00	Filler Cap .....	Bouchon de remplissage .....	1
<b>87</b>	414 5756 00	Hair Pin .....	Goupille de sureté .....	1
<b>88</b>	732 6011 11	Hex. Screw M10 x 70 .....	Vis hex. M10 x 70 .....	2
<b>89</b>	364 9016 00	Screw .....	Vis .....	1
<b>90</b>	732 6011 12	Hex. Screw M10 x 40 .....	Vis hex. M10 x 40 .....	3
<b>91</b>	390 8043 00	Rivet .....	Rivet .....	1
<b>92</b>	504 1430 00	Bar .....	Barre .....	1
<b>N 93</b>	515 1673 00	Switch Connector Ass'y .....	Contacteur ass. ....	1
<b>94</b>	228 5510 45	Elastic Stop Nut M5 .....	Écrou d'arrêt élastique M5 .....	1
<b>N 95</b>	415 0609 00	Horn (Back-Up) .....	Avertisseur sonore (marche arrière) ...	1
<b>96</b>	389 8043 00	Push Nut .....	Écrou à pression .....	1
<b>97</b>	228 5610 45	Elastic Nut M6 .....	Écrou élastique M6 .....	2
<b>98</b>	405 4039 00	Ball Bearing 6206 .....	Roulement à billes 6206 .....	1
<b>99</b>	581 0565 00	Oil Seal .....	Joint d'étanchéité d'huile .....	1
<b>100</b>	414 7849 00	Circlip-inner .....	Circlip intérieur .....	1
<b>101</b>	413 7061 00	Lithium Grease, 400gr .....	Graisse-lithium, 400gr .....	@
<b>102</b>	413 7074 00	Loctite 271, 10cc .....	Loctite 271, 10cc .....	@
<b>103</b>	413 7030 00	Loctite 242, 10cc .....	Loctite 242, 10cc .....	@
<b>104</b>	413 7027 00	Loctite 515, Paste Gasket, 50ml .....	Loctite 515, joint en pâte, 50ml .....	@






# Drive Pulley Poulie motrice

<b>N 1-21</b>	417 2161 00	<b>Drive Pulley Ass'y</b> .....	<b>Poulie motrice ass.</b> .....	1
<b>N 1</b>	417 0035 00	<b>Inner Half Ass'y</b> .....	<b>Demi-poulie fixe ass.</b> .....	1
<b>N 2-3</b>	417 0037 02	<b>Outer Half Ass'y</b> .....	<b>Demi-poulie coulissante ass.</b> .....	1
<b>N 3</b>	417 0042 01	Bushing Outer Half .....	Douille de demi-poulie coulissante ....	1
<b>N 4-5</b>	417 0038 01	<b>Lever Ass'y</b> .....	<b>Levier ass.</b> .....	3
<b>N 5</b>	417 0043 05	Flanged Bushing .....	Douille à épaulement .....	6
<b>N 6</b>	417 0048 00	<b>Fitting Screw Ass'y</b> (Incl. 31, 32) ....	<b>Vis d'ajustement ass.</b> (Incl. 31, 32) ..	3
<b>7</b>	228 5610 45	Hex. Elastic Nut M6 .....	Écrou hex. élastique M6 .....	3
<b>N 8</b>	417 0050 00	Spring Seat .....	Siège du ressort .....	1
<b>N 9-10</b>	417 0040 00	<b>Spring Cover Ass'y</b> .....	<b>Couvercle de ressort ass.</b> .....	1
<b>N 10</b>	417 0045 01	Bushing Spring Cover.....	Douille de couvercle de ressort .....	1
<b>N 11</b>	222 9640 66	Socket Head Screw M6 x 40 .....	Vis Allen M6 x 40 .....	3
<b>12</b>	420 2453 70	Friction-Washer 6 mm .....	Rondelle de friction 6 mm .....	3
<b>N 13</b>	417 0047 01	Governor Cup .....	Cuvette du régulateur .....	1
<b>N 14</b>	732 8040 09	Roll Pin M8 x 24 .....	Goupille ressort M8 x 24 .....	3
<b>N 15</b>	732 6012 49	Hex. Locking Screw M6 x 18 .....	Vis de blocage hex. M6 x 18 .....	6
<b>N 16</b>	417 0055 00	Calibration Screw .....	Vis de calibration .....	3
<b>N 17</b>	417 0056 00	Washer .....	Rondelle .....	3
<b>N 18</b>	228 4670 45	Locking Nut M6 .....	Écrou de blocage M6 .....	3
<b>N 19</b>	417 0057 00	Spring .....	Ressort .....	3
<b>N 20</b>	732 4010 30	O-Ring .....	Joint torique .....	6
<b>N 21</b>	417 0058 00	Slider Shoe.....	Glissière .....	6
<b>N 22</b>	417 0039 01	<b>Roller Ass'y</b> .....	<b>Rouleau ass.</b> .....	3
<b>N 23</b>	417 0043 02	Thrust Washer .....	Rondelle de butée .....	6
<b>N 24</b>	417 0043 04	Pin .....	Goupille .....	3
<b>N 25</b>	732 9580 01	Cotter Pin .....	Goupille fendue .....	3
<b>26</b>	414 9163 00	Spring (Blue/Pink) .....	Ressort (bleu/rose) .....	1
<b>N 27</b>	417 0052 86	Ramp 286 .....	Rampe 286 .....	3
<b>N 28</b>	415 0603 00	Drive Belt .....	Courroie d'entraînement .....	1
<b>29</b>	732 9000 21	Conical Spring Washer .....	Rondelle ressort conique .....	1
<b>30</b>	417 1200 00	Drive Pulley Bolt.....	Vis de poulie motrice .....	1
<b>31</b>	222 9650 65	Socket Screw M6 x 50 .....	Vis allen M6 x 50 .....	3
<b>32</b>	224 0611 51	Washer Flat 6 mm .....	Rondelle plate 6 mm .....	3
<b>33</b>	529 0224 00	Puller Inner Half .....	Extracteur de demi-poulie fixe .....	@
<b>N 34</b>	417 0061 00	<b>Clutch Repair Kit</b> .....	<b>Ens. de réparation pour embrayage</b>	1
<b>N 35</b>	861 7572 00	<b>High Altitude Kit</b> (Not Shown) .....	<b>Ens. Haute altitude</b> (non ill.) .....	1
<b>36</b>	413 7031 00	Loctite 609, 10 c.c. ....	Loctite 609, 10 c.c. ....	@
<b>N 37</b>	415 0431 00	Ring Gear (86 Tooth) .....	Courroie de lancement (86 dents).....	1

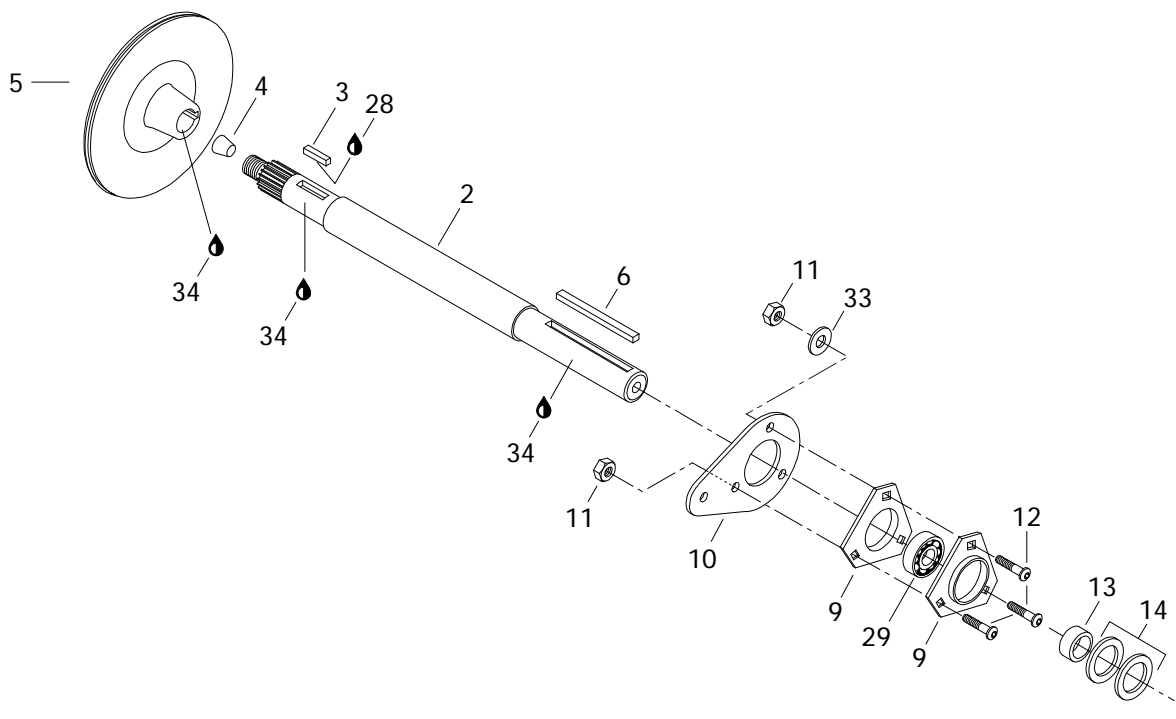
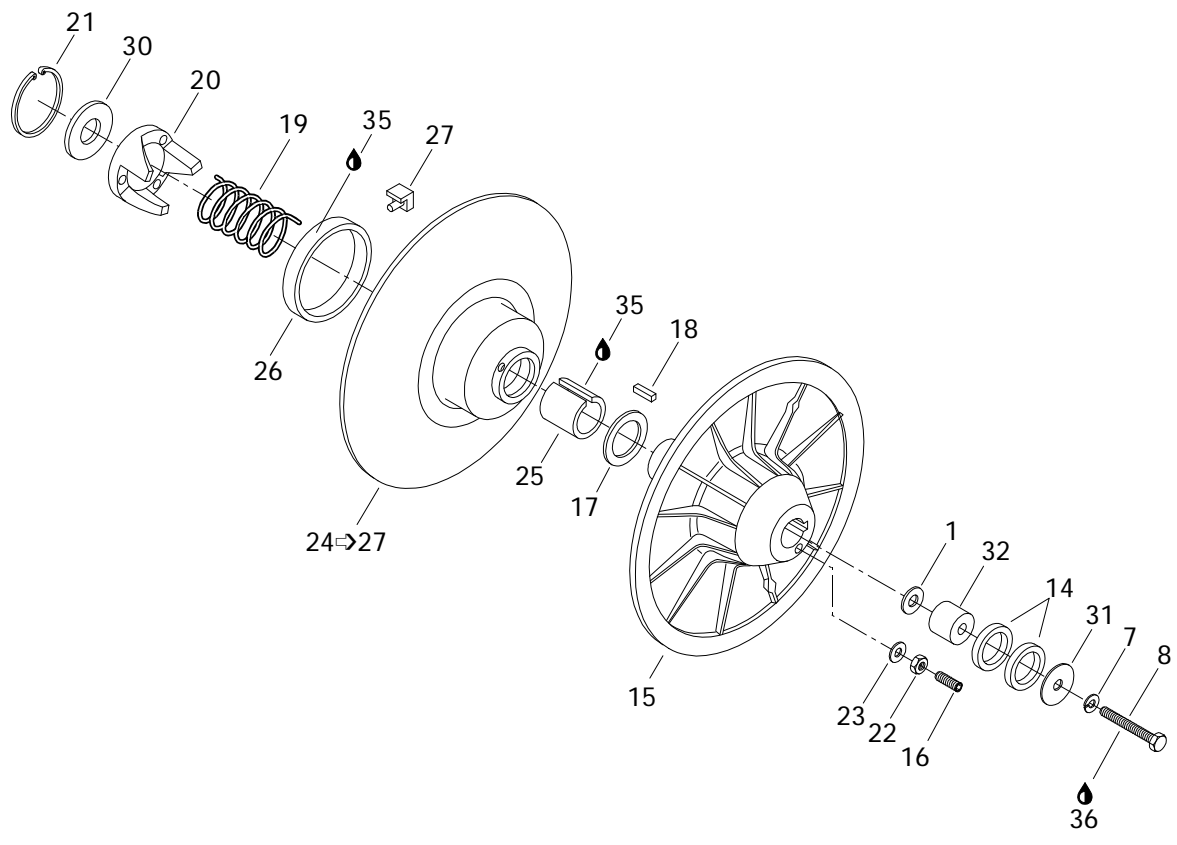





## Drive Pulley Poulie motrice

GRAND TOURING  
SE

<b>N 38</b>	732 6012 46	Taptite Screw M6 x 16 .....	Vis autotaraudeuse M6 x 16 .....	6
<b>39</b>	413 7074 00	Loctite 271, 10 c.c. ....	Loctite 271, 10 c.c. ....	@





## Driven Pulley Poulie menée

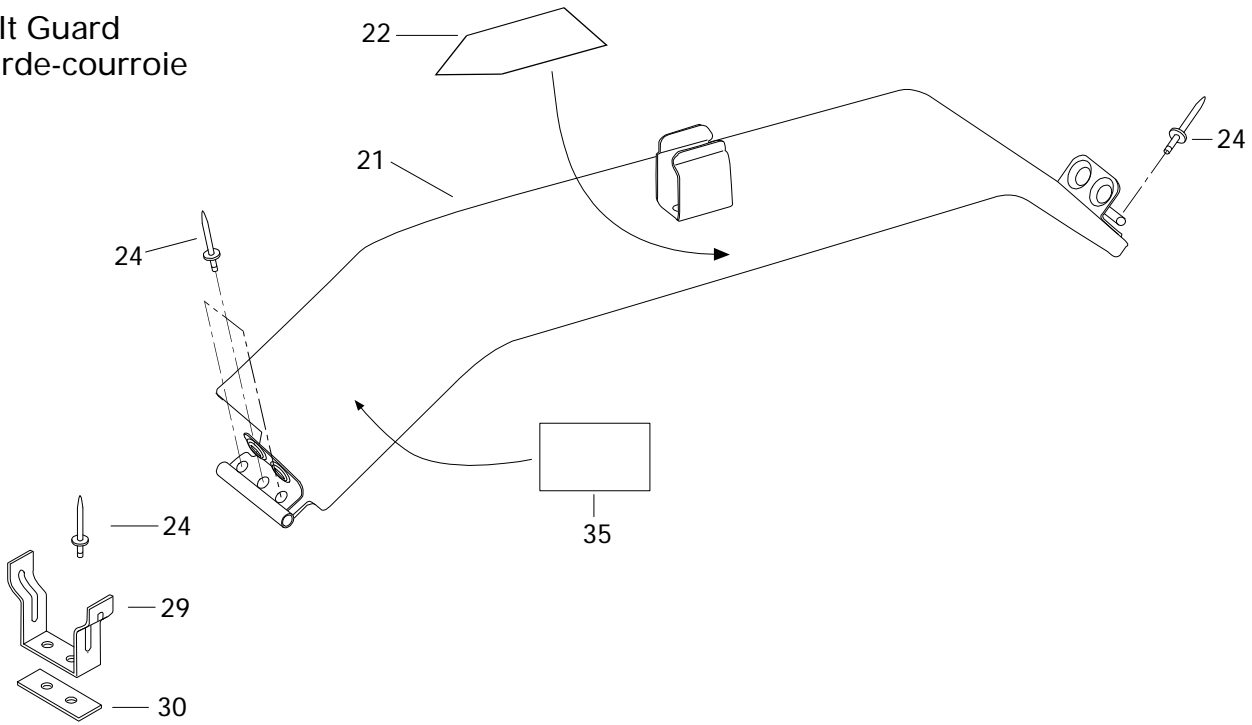
GRAND TOURING  
SE

<b>1</b>	224 0812 01	Washer .....	Rondelle .....	@
<b>2</b>	504 1394 00	Countershaft .....	Arbre de renvoi .....	1
<b>3</b>	507 0213 00	Key .....	Clavette .....	1
<b>4</b>	414 7848 00	Cork .....	Bouchon de liège .....	1
<b>N 5</b>	507 0307 00	Brake Disk .....	Disque de frein .....	1
<b>6</b>	414 5813 00	Key .....	Clavette .....	1
<b>7</b>	224 7811 40	Lock Washer 8 mm .....	Rondelle-frein 8 mm .....	1
<b>8</b>	222 0865 65	Allen Screw M8 x 65 .....	Vis Allen M8 x 65 .....	1
<b>9</b>	501 0250 00	Housing Bearing .....	Logement de roulement .....	2
<b>10</b>	501 0223 00	Spacer .....	Entretoise .....	1
<b>11</b>	228 5810 45	Elastic Nut M8 .....	Écrou élastique M8 .....	3
<b>12</b>	732 6011 56	Hex. Screw M8 x 25 .....	Vis hex. M8 x 25 .....	3
<b>13</b>	504 0975 00	Shim .....	Cale .....	1
<b>14</b>	504 1082 00	Shim .....	Cale .....	4
<b>15</b>	504 1416 00	Fixed Half Pulley .....	Demi-poulie fixe .....	1
<b>16</b>	223 5630 65	Allen Screw M6 x 30 .....	Vis Allen M6 x 30 .....	3
<b>17</b>	504 1419 00	Thrust Washer .....	Rondelle de butée .....	1
<b>18</b>	414 8208 00	Key .....	Clavette .....	1
<b>19</b>	414 5589 00	Release Spring .....	Ressort de rappel .....	1
<b>20</b>	504 1409 00	Cam 47° .....	Came 47° .....	1
<b>21</b>	371 9031 00	Snap Ring .....	Frein d'axe .....	1
<b>22</b>	228 0610 45	Nut M6 .....	Écrou M6 .....	3
<b>23</b>	420 2453 70	Washer .....	Rondelle .....	3
<b>N 24-27</b>	504 1434 00	<b>Sliding Pulley .....</b>	<b>Demi-poulie coulissante .....</b>	1
<b>25</b>	415 0112 00	Bushing Garlock .....	Douille Garlock .....	1
<b>26</b>	414 8766 00	Bushing Garlock .....	Coussinet Garlock .....	1
<b>27</b>	414 9180 00	Cam Slider Shoe .....	Glissière de came .....	3
<b>28</b>	— XXX —	Loctite 277, 50cc .....	Loctite 277, 50cc .....	@
<b>29</b>	405 4083 00	Ball Bearing .....	Ball Bearing .....	1
<b>30</b>	504 1418 00	Washer .....	Rondelle .....	1
<b>31</b>	517 0787 00	Washer .....	Rondelle .....	1
<b>32</b>	504 2607 00	Countershaft Extension .....	Rallonge d'arbre de renvoi .....	1
<b>33</b>	224 0811 71	Flat Washer 8.4 mm .....	Rondelle-plate 8.4 mm .....	1
<b>34</b>	413 7010 00	Loctite 767 Antiseize Lubricant, 12oz ....	Loctite 767 lubrifiant antigrippage, 12oz ....	@
<b>35</b>	413 7031 00	Loctite 609, 10cc .....	Loctite 609, 10cc .....	@
<b>36</b>	413 7074 00	Loctite 271, 10cc .....	Loctite 271, 10cc .....	@

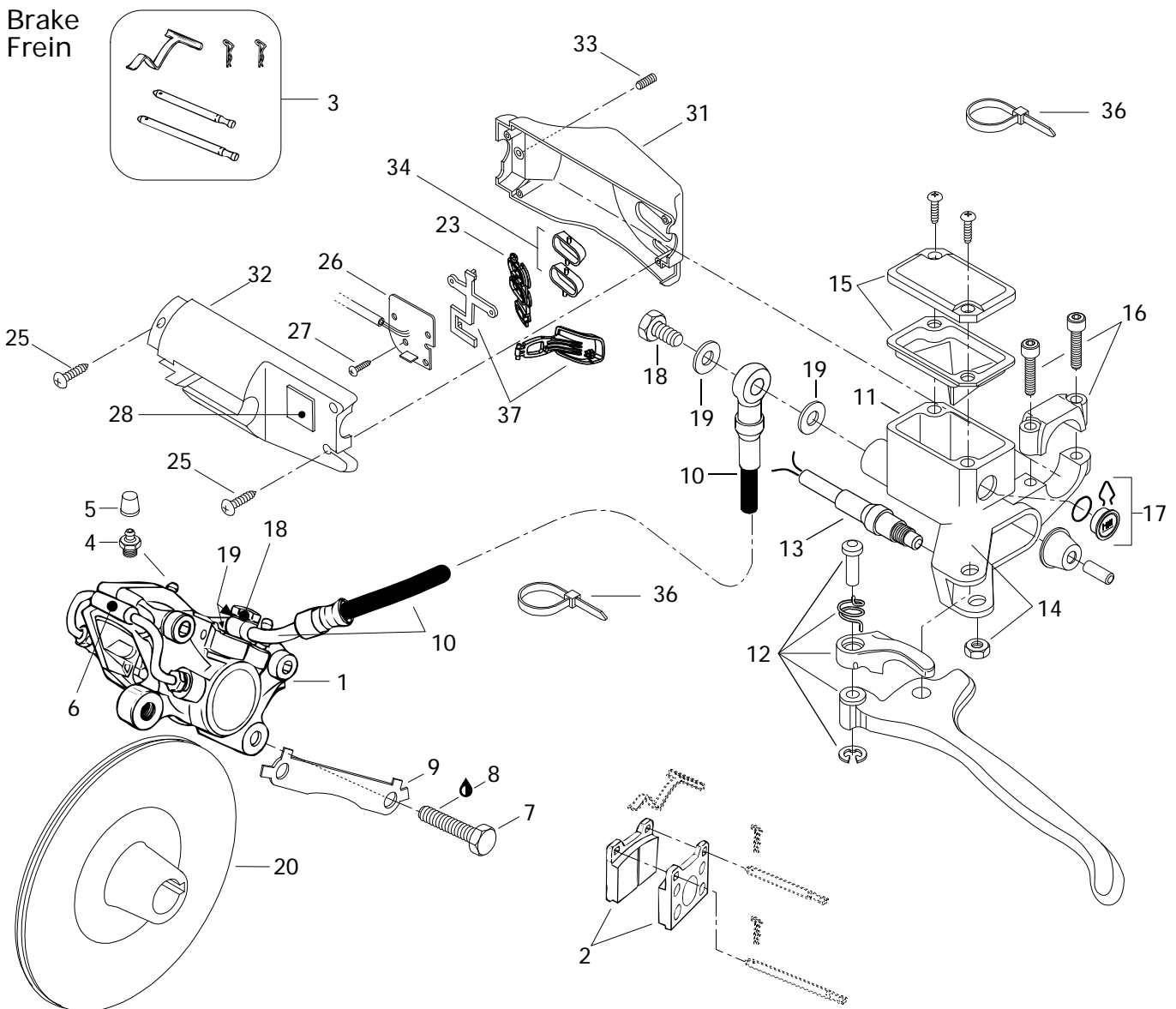
Parts marked with «XXX» are not available as spare parts.

Les articles marqués d'un «XXX» ne sont pas disponibles comme pièces de remplacement.

Belt Guard  
Garde-courroie



Brake  
Frein





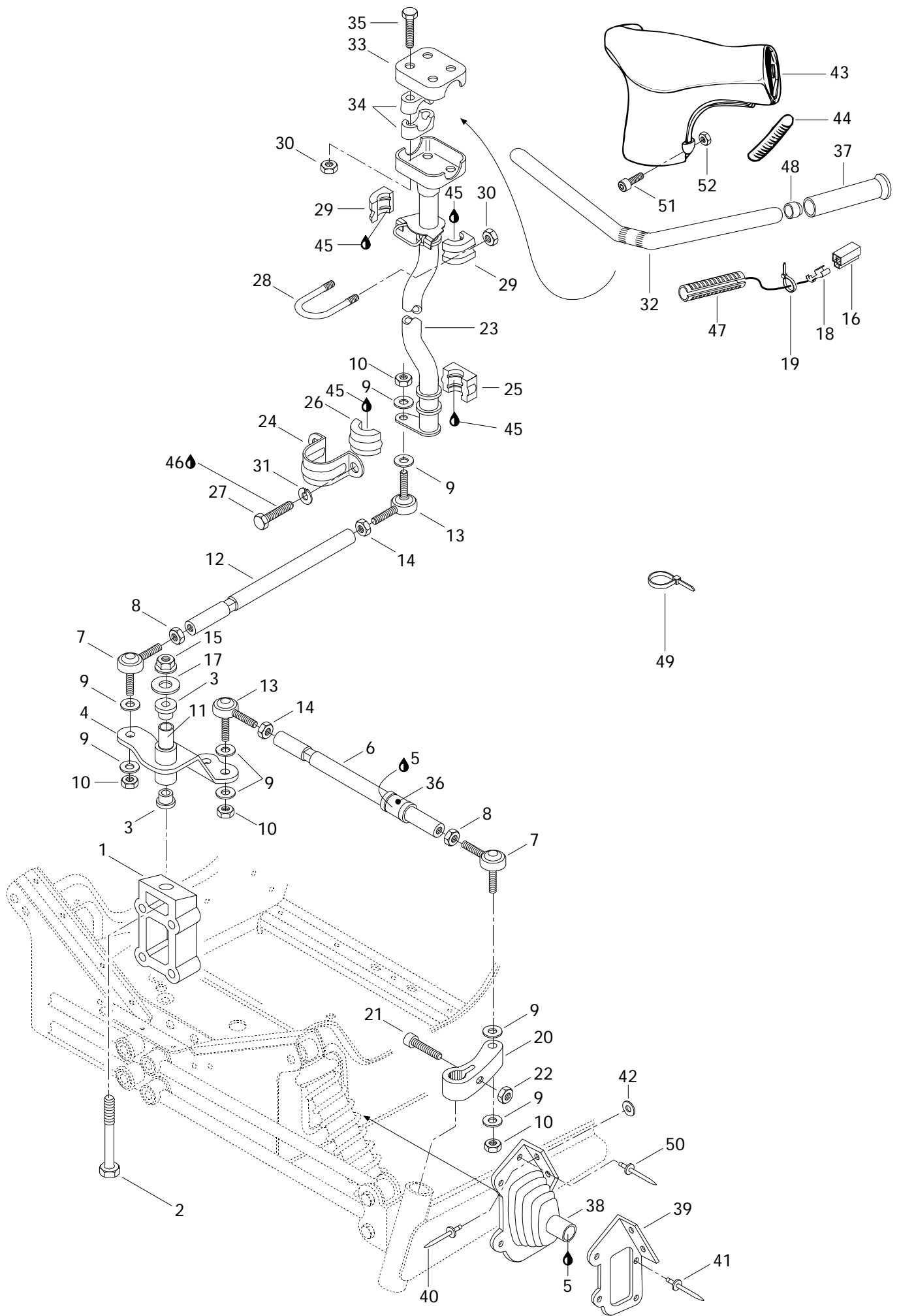


# Hydraulic Brake and Belt Guard

## Frein hydraulique et garde-courroie

GRAND TOURING  
SE

<b>1</b> → <b>6</b>	414 9200 00	<b>Caliper</b> .....	<b>Étrier</b> .....	1
<b>2</b>	414 9900 00	<b>Brake Lining Kit</b> .....	<b>Ens. de garnitures de frein</b> .....	1
<b>3</b>	414 9907 00	<b>Kit</b> (Pins, Retainers, Spring) .....	<b>Ens.</b> (tiges, goupilles, ressort) .....	1
<b>4</b>	414 9898 00	Screw-Bleeder .....	Vis de purge .....	2
<b>5</b>	414 9897 00	Boot .....	Capuchon .....	2
<b>6</b>	414 9899 00	Tube .....	Tube .....	1
<b>7</b>	222 0035 65	Hex. Screw M10 x 35.....	Vis Hex. M10 x 35 .....	2
<b>8</b>	413 7030 00	Loctite 242, 10cc .....	Loctite 242, 10cc .....	@
<b>9</b>	507 0299 00	Locking Tab .....	Frein de vis .....	1
<b>N 10</b>	415 0347 00	Hose .....	Boyau .....	1
<b>N 11</b> → <b>17</b>	415 0346 00	<b>Master Cylinder</b> .....	<b>Maître cylindre</b> .....	1
<b>N 12</b>	415 0753 00	Lever Ass'y .....	Levier ass. ....	1
<b>13</b>	415 0301 00	Microswitch Ass'y .....	Micro-contact ass. ....	1
<b>14</b>	415 0300 00	Bolt and Nut Ass'y .....	Boulon et écrou ass. ....	1
<b>15</b>	415 0299 00	Cover .....	Couvercle .....	1
<b>16</b>	415 0298 00	Clamp Ass'y .....	Bride ass. ....	1
<b>17</b>	414 9906 00	Window .....	Fenêtre .....	1
<b>18</b>	414 9205 00	Bolt .....	Boulon .....	2
<b>19</b>	414 9206 00	Washer .....	Rondelle .....	4
<b>N 20</b>	507 0307 00	Brake Disk .....	Disque de frein .....	1
<b>21</b> → <b>22</b>	517 2819 00	<b>Belt Guard Ass'y</b> .....	<b>Garde-courroie ass.</b> .....	1
<b>22</b>	415 0289 00	Warning Decal .....	Décalque d'avertissement .....	1
<b>N 23</b>	415 0479 09	Silicon Pad .....	Membrane de silicone .....	1
<b>24</b>	390 4022 00	Rivet .....	Rivet .....	10
<b>N 25</b>	415 0479 13	Screw .....	Vis .....	4
<b>N 26</b>	415 0479 11	PCB Ass'y .....	Circuit imprimé .....	1
<b>N 27</b>	415 0479 12	Screw M3.....	Vis M3 .....	4
<b>N 28</b>	415 0479 15	Spacer (Neoprene) .....	Espaceur (néoprène).....	1
<b>29</b>	518 2021 00	Pulley Guard Bracket.....	Attache de garde poulie.....	1
<b>30</b>	518 2075 00	Reinforcement Plate .....	Plaque de renfort.....	1
<b>N 31</b>	415 0479 10	Front Housing Ass'y .....	Logement avant ass. ....	1
<b>N 32</b>	415 0479 03	Rear Housing Ass'y .....	Logement arrière ass. ....	1
<b>N 33</b>	415 0479 16	Set Screw.....	Vis de pression .....	1
<b>N 34</b>	415 0479 17	Switch Kit.....	Ensemble d'interrupteur.....	1
<b>N 35</b>	418 0017 10	Suspension Adjustment Decal .....	Décalque d'ajustement de suspension	1
<b>36</b>	414 1152 00	Tie-Rap .....	Attache .....	@
<b>N 37</b>	415 0479 18	Lever Kit .....	Ensemble de levier .....	1
<b>N 38</b>	415 0479 19	Housing Kit (Not Shown) .....	Ensemble de logements (non illustré)....	1



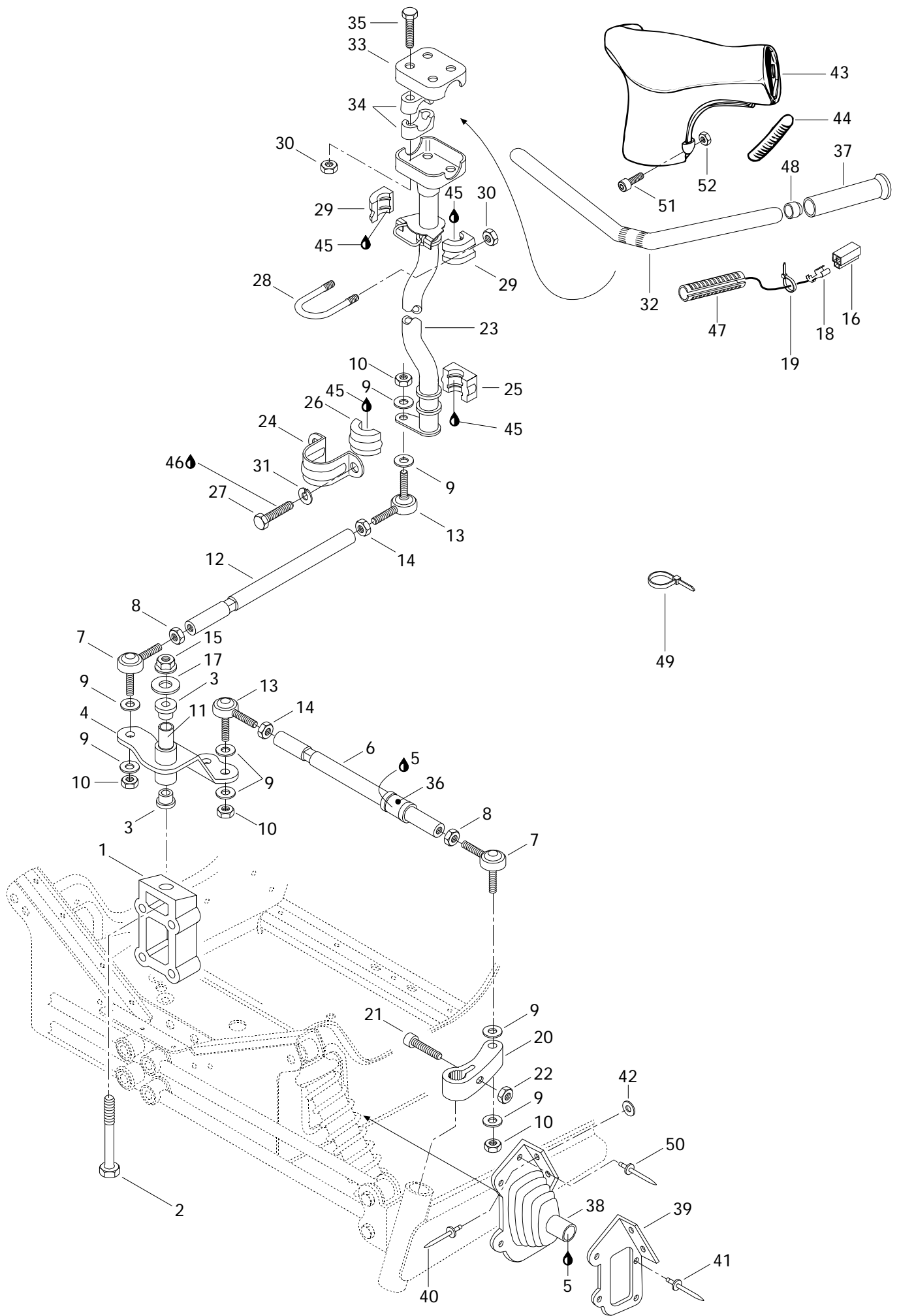


# Steering System

## Système de direction

GRAND TOURING  
SE

<b>1</b>	506 1214 00	Block .....	Bloc d'attache .....	1
<b>2</b>	222 0285 65	Screw M12 x 85 .....	Vis M12 x 85 .....	1
<b>N 3</b>	415 0411 00	Cushion .....	Coussinet .....	2
<b>N 4</b>	506 1338 00	Pivot Arm .....	Bras de pivot .....	1
<b>5</b>	293 5500 14	Grease Super Lube, #823-28 .....	Graisse Super Lube, #823-28 .....	@
<b>N 6</b>	506 1360 00	Tie Rod .....	Barre d'accouplement .....	2
<b>7</b>	414 7680 00	R.H. Ball Joint .....	Joint à rotule droit .....	3
<b>8</b>	732 6100 10	Jam Nut M10 .....	Écrou de blocage M10 .....	3
<b>N 9</b>	503 1758 00	Washer .....	Rondelle .....	12
<b>10</b>	732 6100 42	Nut Hex. Elastic M10 .....	Écrou hex. élastique M10 .....	6
<b>N 11</b>	415 0380 00	Pivot .....	Pivot .....	1
<b>12</b>	506 1108 00	Tie Rod .....	Barre d'accouplement .....	1
<b>13</b>	414 7681 00	L.H. Ball Joint .....	Joint à rotule gauche .....	3
<b>14</b>	732 6100 11	Jam Nut M10 .....	Écrou de blocage M10 .....	3
<b>15</b>	228 5210 45	Elastic Stop Nut M12 .....	Écrou d'arrêt élastique M12 .....	1
<b>16</b>	409 2049 00	Housing Receptacle .....	Logement raccord femelle .....	1
<b>N 17</b>	506 1364 00	Washer .....	Rondelle .....	1
<b>18</b>	561 5032 00	Receptacle .....	Raccord femelle .....	2
<b>19</b>	293 7500 01	Tie Rap .....	Attache .....	2
<b>20</b>	506 1305 00	R.H. Steering Arm .....	Bras de direction DR .....	1
	506 1306 00	L.H. Steering Arm .....	Bras de direction GA .....	1
<b>21</b>	222 9835 65	Allen Screw M8 x 35 .....	Vis Allen M8 x 35 .....	2
<b>22</b>	228 7810 45	Elastic Flanged Stop Nut M8 .....	Écrou élastique à épaulement M8 .....	2
<b>N 23</b>	506 1361 00	Main Tube .....	Arbre de direction .....	1
<b>24</b>	517 1262 00	Retaining Support .....	Support de retenue .....	1
<b>25</b>	572 0644 00	Lower Half Bushing .....	Douille moitié inférieur .....	1
<b>26</b>	572 0645 00	Upper Half Bushing .....	Douille moitié supérieur .....	1
<b>27</b>	222 0820 65	Hex. Screw M8 x 20 .....	Vis hex. M8 x 20 .....	2
<b>28</b>	506 0606 00	«U» Clamp .....	Bride en «U» .....	1
<b>29</b>	572 0671 00	Half Bushing .....	Demie douille .....	2
<b>30</b>	228 5810 45	Elastic Stop Nut M8 .....	Écrou élastique M8 .....	6
<b>31</b>	224 7811 40	Lock Washer M8 .....	Rondelle-frein M8 .....	2
<b>N 32</b>	506 1394 00	Handle Bar .....	Guidon .....	1
<b>33</b>	506 0554 00	Steering Clamp .....	Bride de direction .....	1
<b>34</b>	414 4916 00	Steering Support .....	Support de guidon .....	4
<b>35</b>	222 0855 65	Hex. Screw M8 x 55 .....	Vis hex. M8 x 55 .....	4
<b>36</b>	572 0365 00	Bushing .....	Douille .....	2
<b>37</b>	572 0617 00	Grip .....	Poignée .....	2

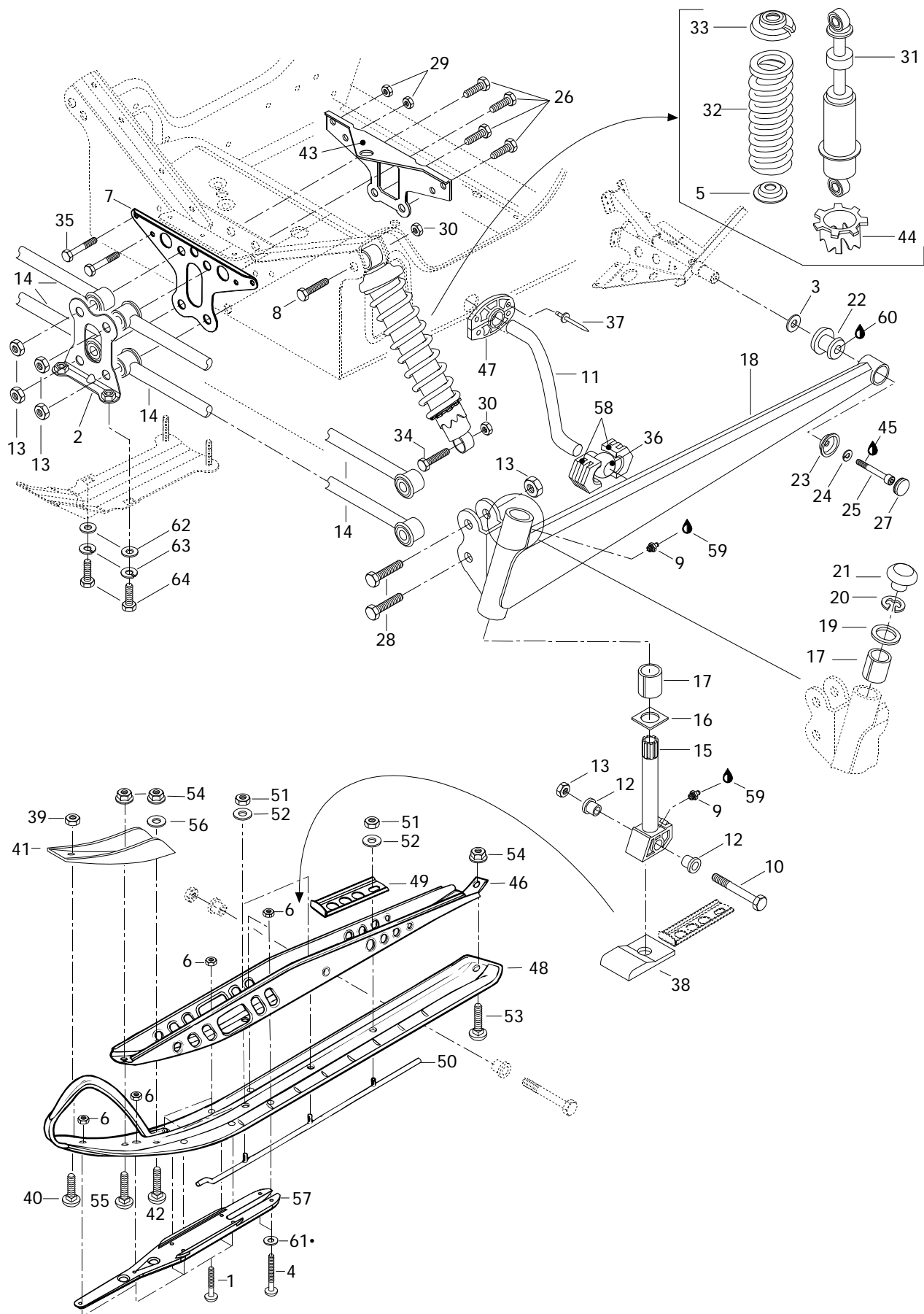




## Steering System Système de direction

GRAND TOURING  
SE

<b>38</b>	570 0248 00	R.H. Tie Rod Cap .....	Capuchon de timonerie DR .....	1
	570 0249 00	L.H. Tie Rod Cap .....	Capuchon de timonerie GA .....	1
<b>39</b>	517 2412 00	R.H Plate Cap .....	Plaque du capuchon DR .....	1
	517 2413 00	L.H Plate Cap .....	Plaque du capuchon GA .....	1
<b>40</b>	390 9068 00	Rivet .....	Rivet .....	4
<b>41</b>	390 4022 00	Rivet .....	Rivet .....	9
<b>42</b>	517 1243 00	Washer .....	Rondelle .....	4
<b>N 43</b>	572 0850 00	Steering Padding .....	Rembourrage du guidon .....	1
<b>N 44</b>	572 0987 00	Key Way .....	Mortaise .....	2
<b>45</b>	413 7061 00	Lithium Grease, 400gr .....	Graisse-lithium, 400gr .....	@
<b>46</b>	413 7074 00	Loctite 271, 10cc .....	Loctite 271, 10cc .....	@
<b>N 47</b>	410 1120 00	Heating Grip .....	Poignée chauffante .....	2
<b>48</b>	572 0819 00	Handle Bar End .....	Bout de guidon .....	2
<b>49</b>	414 1152 00	Tie-Rap .....	Attache .....	@
<b>50</b>	390 4023 00	Rivet (Left Side Only) .....	Rivet (coté gauche seulement) .....	1
<b>51</b>	222 8520 65	Machined Screw M5 x 20 .....	Vis machinée M5 x 20 .....	2
<b>52</b>	228 7510 45	Elastic Flanged Nut M8 .....	Écrou élastique à épaulement M8 .....	2

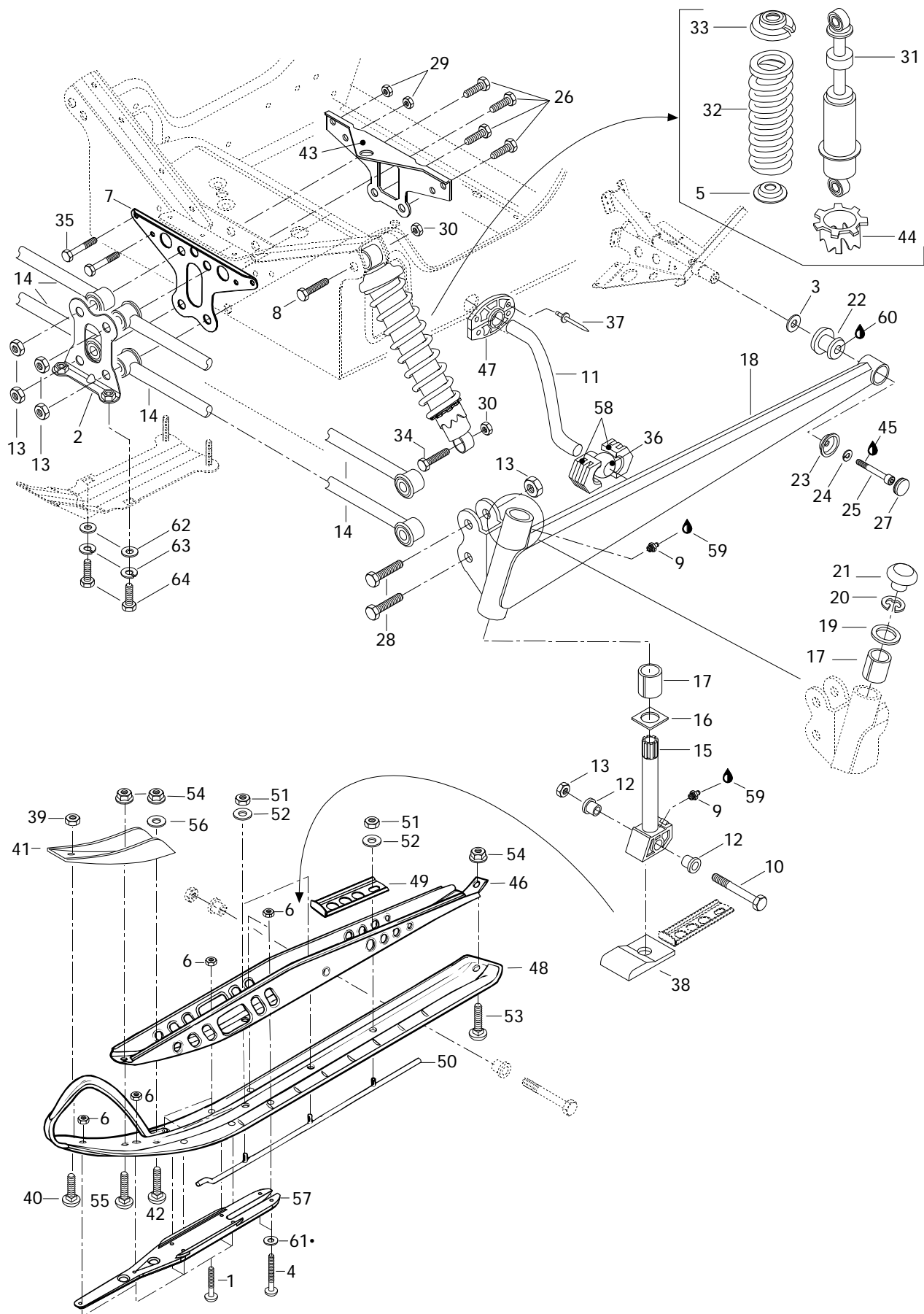




# Front Suspension and Ski Suspension avant et ski

GRAND TOURING  
SE

<b>N 1</b>	732 6012 72	Screw Allen M5 x 30 .....	Vis Allen M5 x 30 .....	8
<b>2</b>	506 1229 00	Link Plate .....	Plaque de raccord .....	1
<b>3</b>	503 1467 00	Washer .....	Rondelle .....	2
<b>N 4</b>	732 6012 74	Screw Allen M5 x 40 .....	Vis Allen M5 x 40 .....	8
<b>5</b>	503 1651 00	Spring Guide .....	Guide de ressort .....	2
<b>6</b>	228 5510 45	Nut Elastic M5 .....	Écrou élastique M5 .....	16
<b>7</b>	517 2548 00	Link Plate .....	Plaque de raccord .....	1
<b>8</b>	222 0060 65	Hex. Screw M10 x 60 .....	Vis hex. M10 x 60 .....	2
<b>9</b>	408 2007 00	Grease Fitting .....	Graisseur .....	4
<b>10</b>	732 6011 76	Hex. Screw M12 .....	Vis hex. M12 .....	2
<b>11</b>	506 1318 00	Stabilizator Bar .....	Bar stabilisatrice .....	1
<b>12</b>	414 5306 00	Cushion .....	Coussinet .....	4
<b>13</b>	228 5210 45	Elastic Stop Nut M12 .....	Écrou élastique M12 .....	10
<b>N 14</b>	580 6497 00	Arm Fixed Ass'y .....	Barreau fixe ass. ....	4
<b>N 15</b>	506 1392 00	Ski Leg .....	Jambe de ski .....	2
<b>16</b>	506 0812 00	Wear Plate .....	Plaquette d'usure .....	2
<b>17</b>	572 0699 00	Housing .....	Coussinet .....	4
<b>N 18</b>	506 1351 10	R.H. Swing Arm .....	Bras oscillant DR .....	1
<b>N</b>	506 1352 10	L.H. Swing Arm .....	Bras oscillant GA .....	1
<b>19</b>	506 0809 00	Thrust Washer .....	Rondelle d'appui .....	2
<b>20</b>	371 9104 00	Circlip .....	Circlip .....	2
<b>N 21</b>	572 0913 00	Cap .....	Bouchon .....	2
<b>22</b>	570 0622 00	Rubber Damper .....	Coussinet tampon .....	2
<b>23</b>	506 1158 00	Bowl .....	Coupole .....	2
<b>24</b>	224 7811 40	Spring Lock Washer M8 .....	Rondelle-frein à ressort M8 .....	2
<b>25</b>	222 9825 65	Allen Screw M8 x 25 .....	Vis Allen M8 x 25 .....	2
<b>26</b>	222 0290 65	Hex. Screw M12 x 90 .....	Vis hex. M12 x 90 .....	4
<b>27</b>	572 0459 00	Cap .....	Capuchon .....	2
<b>28</b>	222 0250 75	Hex. Screw M12 x 50 .....	Vis hex. M12 x 50 .....	4
<b>29</b>	228 7610 45	Elastic Flanged Nut M6 .....	Écrou élastique à épaulement M6 .....	4
<b>30</b>	228 5010 45	Elastic Stop Nut M10 .....	Écrou élastique M10 .....	4
<b>N 31</b>	415 0402 00	Front Shock .....	Amortisseur avant .....	2
<b>N 32</b>	415 0357 00	Shock Spring (Blue) .....	Ressort d'amortisseur (bleu) .....	2
<b>33</b>	503 1406 00	Spring Stopper .....	Butée du ressort .....	2
<b>34</b>	222 0055 65	Hex. Screw M10 x 55 .....	Vis hex. M10 x 55 .....	2
<b>35</b>	222 0655 65	Hex. Screw M6 x 55 .....	Vis hex. M6 x 55 .....	4
<b>36</b>	503 1422 00	Join Ball .....	Rotule .....	2
<b>37</b>	390 4023 00	Rivet .....	Rivet .....	8







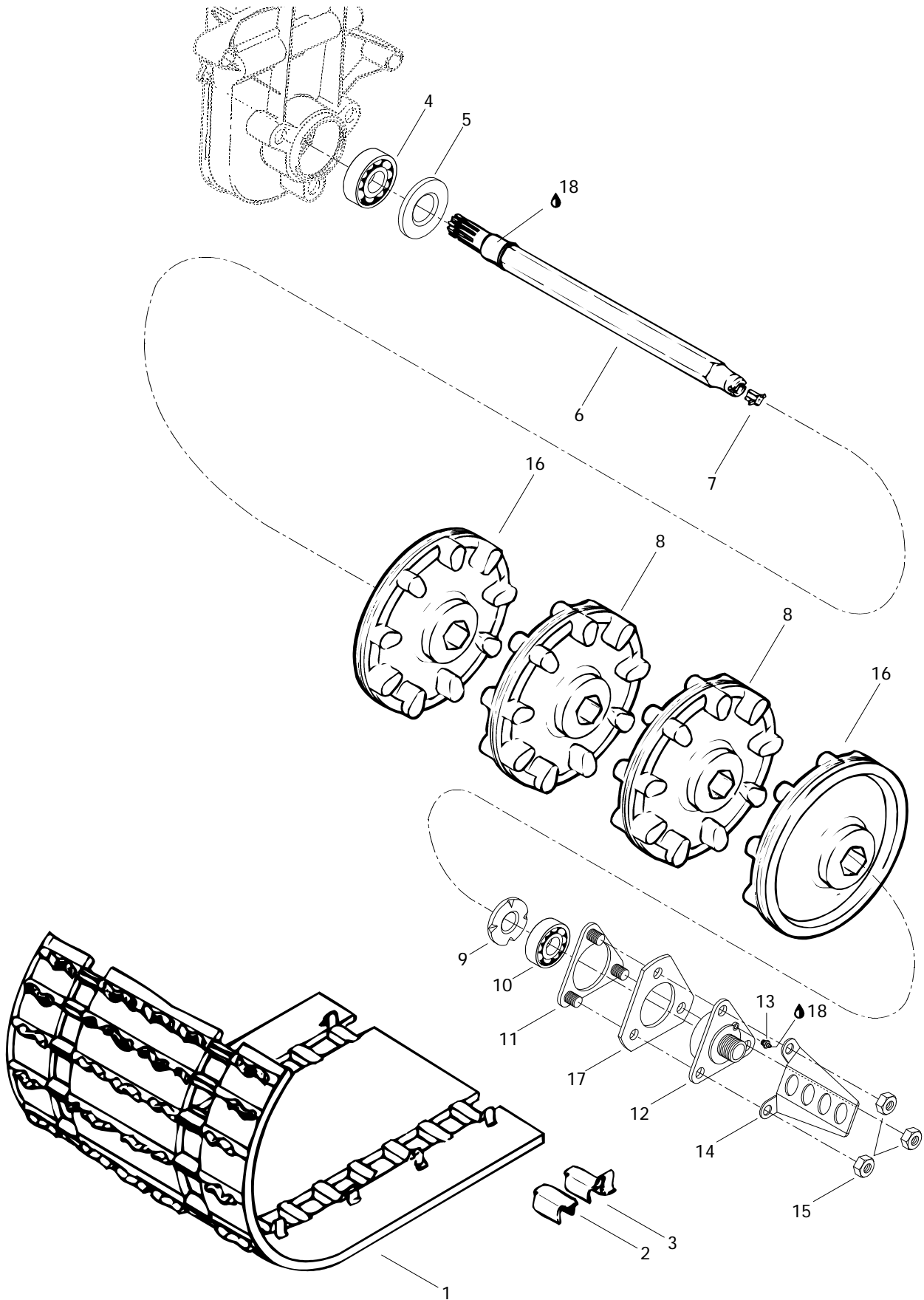
## Front Suspension and Ski Suspension avant et ski

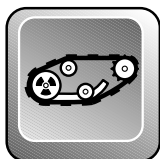
GRAND TOURING  
SE

<b>38</b>	570 0468 00	Ski Stopper .....	Butée de ski .....	2
<b>39</b>	228 7610 45	Elastic Flanged Stop Nut M6 .....	Écrou élastique à épaulement M6 .....	2
<b>40</b>	222 2625 65	Carriage Bolt M6 x 25 .....	Boulon de carrosserie M6 x 25 .....	2
<b>N 41</b>	505 0680 00	Ski Reinforcement .....	Renfort de ski .....	2
<b>42</b>	222 2840 65	Carriage Bolt M8 x 40 .....	Boulon de carrosserie M8 x 40 .....	2
<b>43</b>	517 2549 00	Rear Plate Link .....	Plaque de raccord arrière .....	1
<b>44</b>	503 1690 00	Adjuster Ring (Cam) .....	Bague de réglage (came) .....	2
<b>45</b>	413 7030 00	Loctite 242, 10cc .....	Loctite 242, 10cc .....	@
<b>N 46</b>	505 0681 00	Ski Support .....	Support de ski .....	2
<b>47</b>	572 0299 00	Half Bushing .....	Demi-douille .....	4
<b>N 48</b>	572 0857 00	Plastic Ski .....	Ski de plastique .....	2
<b>N 49</b>	505 0675 09	Stopper .....	Butée .....	2
<b>N 50</b>	505 0673 20	Carbide Runner (5) .....	Lisse de carbure (5) .....	2
<b>51</b>	228 5010 45	Elastic Stop Nut M10 .....	Écrou élastique M10 .....	6
<b>52</b>	224 0022 51	Washer .....	Rondelle .....	6
<b>53</b>	222 2825 65	Carriage Bolt M8 x 25 .....	Boulon de carrosserie M8 x 25 .....	2
<b>54</b>	228 7810 45	Elastic Flanged Stop Nut M8 .....	Écrou élastique à épaulement M8 .....	6
<b>55</b>	222 2830 65	Carriage Bolt M8 x 30 .....	Boulon de carrosserie M8 x 30 .....	2
<b>56</b>	— XXX —	Washer .....	Rondelle .....	2
<b>N 57</b>	572 0952 00	Corrector .....	Correcteur .....	2
<b>58</b>	572 0698 00	Sliding Block .....	Coulisseau .....	4
<b>59</b>	413 7061 00	Lithium Grease, 400gr .....	Graisse-lithium, 400gr .....	@
<b>60</b>	293 5500 14	Grease, Super Lube #823-28 .....	Graisse, Super Lube #823-28 .....	@
<b>61</b>	224 0611 51	Washer 6 mm .....	Rondelle 6 mm .....	8
<b>62</b>	224 0811 71	Washer 8 mm .....	Rondelle 8 mm .....	2
<b>63</b>	224 7811 40	Lock Washer 8 mm .....	Rondelle frein 8 mm .....	2
<b>64</b>	222 0820 65	Screw Hex. M8 x 20 .....	Vis hex. M8 x 20 .....	2

Parts marked with «XXX» are not available as spare parts.

Les articles marqués d'un «XXX» ne sont pas disponibles comme pièces de remplacement.



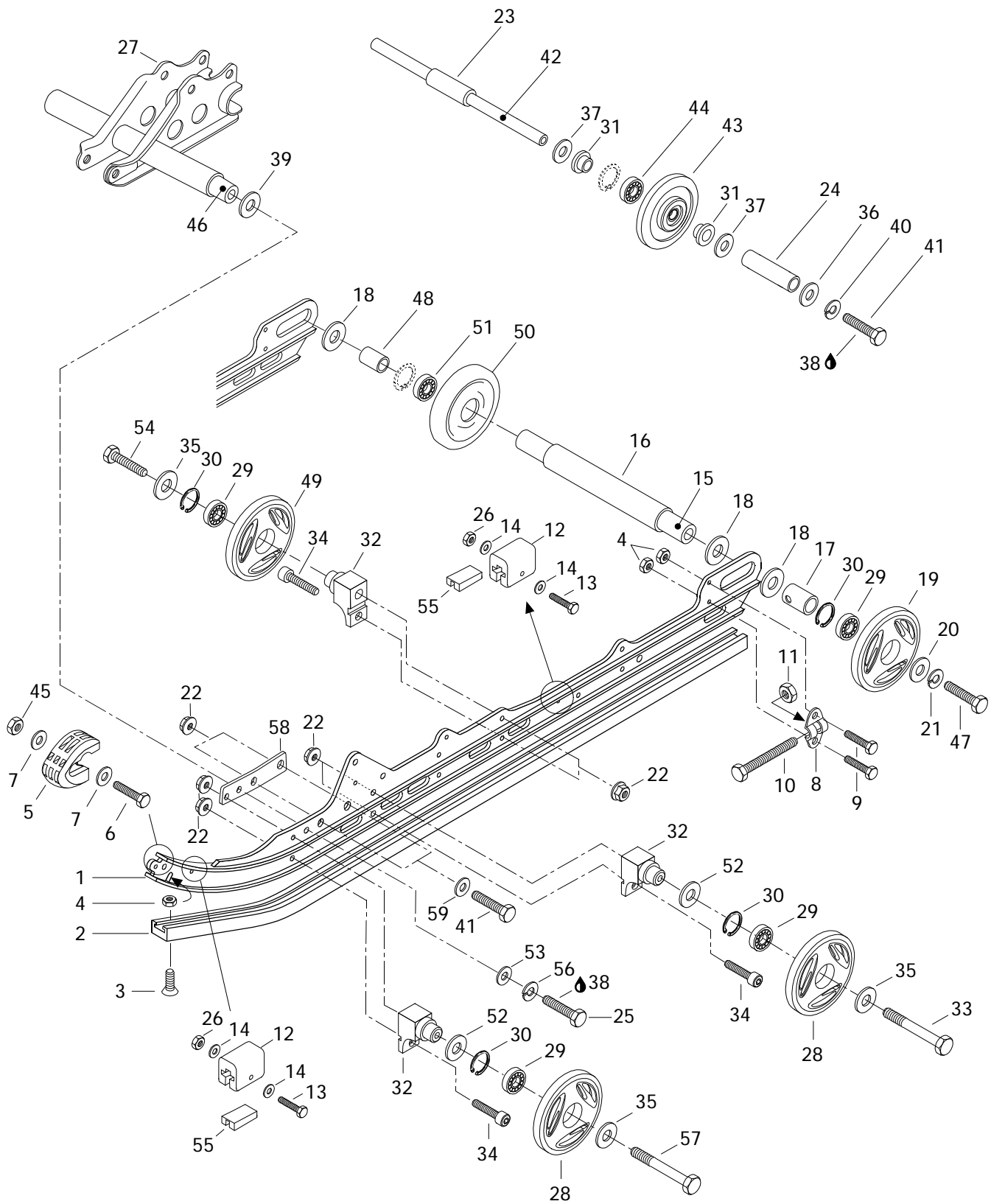



# Drive Axle and Track

## Essieu moteur et chenille

GRAND TOURING  
SE

<b>N 1</b>	570 2100 00	Track 136" .....	Chenille 136" .....	1
<b>2</b>	500 0033 00	Cleat .....	Agrafe .....	54
<b>3</b>	500 0034 00	Guide Cleat .....	Agrafe guide .....	54
<b>4</b>	405 4039 00	Ball Bearing, 6206 .....	Roulement à billes, 6206 .....	1
<b>5</b>	581 0565 00	Oil Seal .....	Joint d'étanchéité d'huile .....	1
<b>6</b>	501 0253 00	Drive Axle .....	Arbre d'entraînement .....	1
<b>7</b>	572 0101 00	Speedometer Drive Insert .....	Prise de l'indicateur de vitesse .....	1
<b>8</b>	414 6639 00	9-Tooth Sprocket .....	Barbotin 9 dents .....	2
<b>9</b>	501 0174 00	Ball Bearing Protector .....	Protecteur de roulement à billes .....	1
<b>10</b>	405 4044 00	Ball Bearing 6205 .....	Roulement à billes 6205 .....	1
<b>11</b>	501 0178 00	Retainer Ring .....	Anneau de retenue .....	1
<b>12→13</b>	501 0175 00	<b>Ball Bearing Housing .....</b>	<b>Logement de roulement à billes ...</b>	1
<b>13</b>	408 2007 00	Grease Fitting .....	Raccord de graissage .....	1
<b>14</b>	517 2436 00	Cable Protector .....	Protecteur de câble .....	1
<b>15</b>	228 5810 45	Nut Elastic Hex. M8 .....	Écrou élastique hex. M8 .....	3
<b>16</b>	414 9908 00	9-Tooth Half Sprocket .....	Demi-barbotin 9 dents .....	2
<b>17</b>	501 0222 00	Spacer .....	Entretoise .....	1
<b>18</b>	413 7061 00	Lithium Grease, 400 Gr. ....	Graisse au lithium, 400 gr. ....	@



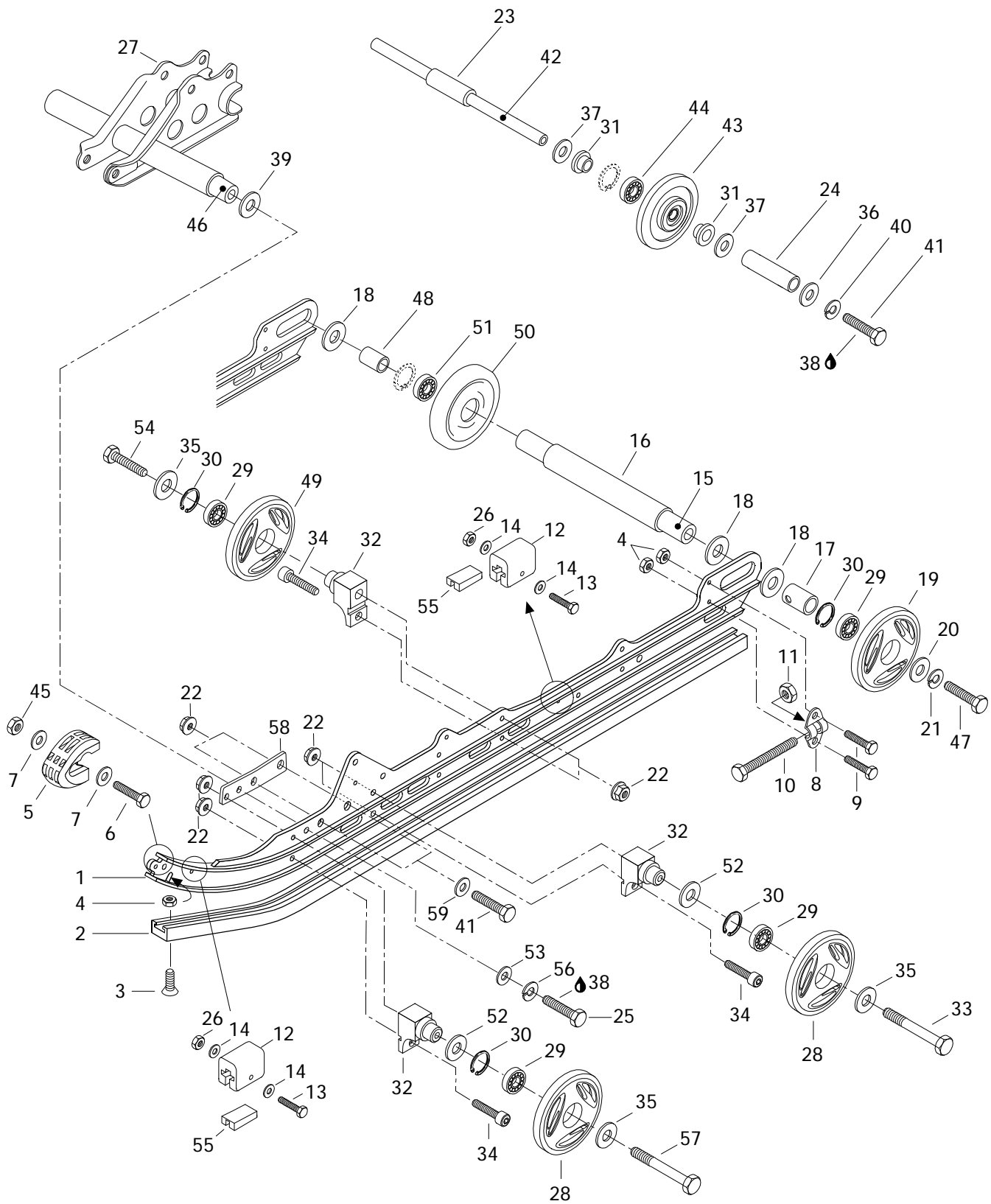


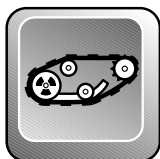
# Rear Suspension

## Suspension arrière

GRAND TOURING  
SE

<b>N 1</b>	503 1713 00	Runner (136") .....	Rail (136") .....	2
<b>N 2</b>	560 3152 00	Runner Shoe (136") .....	Glissière (136") .....	2
<b>3</b>	216 3625 60	Countersunk Head Screw M6 x 25 .....	Vis à tête fraisée M6 x 25 .....	2
<b>4</b>	228 5610 45	Elastic Stop Nut M6 .....	Écrou élastique M6 .....	6
<b>5</b>	572 0754 00	Runner Protector .....	Protecteur de rail .....	2
<b>6</b>	222 0525 65	Hex. Screw M5 x 25 .....	Vis hex. M5 x 25 .....	2
<b>7</b>	391 3016 00	Washer .....	Rondelle .....	4
<b>8</b>	503 1553 00	Tensioner .....	Tendeur .....	2
<b>9</b>	222 0620 65	Hex. Screw M6 x 20 .....	Vis hex. M6 x 20 .....	4
<b>10</b>	732 6010 17	Hex. Screw M10 x 110 .....	Vis hex. M10 x 110 .....	2
<b>11</b>	228 5010 45	Elastic Stop Nut M10 .....	Écrou élastique M10 .....	2
<b>N 12</b>	570 0630 00	Rubber Stopper .....	Butée de caoutchouc .....	4
<b>13</b>	222 0540 65	Hex. Screw M5 x 40 .....	Vis hex. M5 x 40 .....	4
<b>14</b>	391 3017 00	Flat Washer .....	Rondelle plate .....	8
<b>15</b>	503 1607 00	Rear Axle .....	Essieu arrière .....	1
<b>16</b>	503 1395 00	Spacer (long) .....	Entretoise (longue) .....	1
<b>17</b>	503 1548 00	Outer Spacer .....	Entretoise extérieure .....	2
<b>18</b>	504 1082 00	Shim .....	Cale .....	4
<b>19</b>	570 0453 28	Bond Wheel 165 (Blue) .....	Roue d'engagement 165 (Bleu) .....	2
<b>N 20</b>	503 1710 00	Washer .....	Rondelle .....	2
<b>21</b>	213 0000 00	Lock Washer 10 mm .....	Rondelle-frein 10 mm .....	2
<b>22</b>	228 7810 45	Flanged Elastic Stop Nut M8 .....	Écrou élastique à épaulement M8 .....	12
<b>23</b>	503 1601 00	Center Spacer .....	Entretoise centrale .....	1
<b>24</b>	503 1602 00	External Spacer .....	Entretoise extérieure .....	2
<b>25</b>	222 0240 65	Hex. Screw M12 x 40 .....	Vis hex. M12 x 40 .....	2
<b>26</b>	228 5510 45	Elastic Stop Nut M5 .....	Écrou d'arrêt élastique M5 .....	4
<b>N 27</b>	503 1734 00	Welded Shock Support .....	Support soudé d'amortisseur .....	1
<b>N 28</b>	570 0452 28	Idler Wheel 135 (Blue) .....	Roue de support 135 (Bleu) .....	4
<b>29</b>	405 4045 00	Ball Bearing 6205 .....	Roulement à billes 6205 .....	8
<b>30</b>	371 9017 00	Circlip .....	Circlip .....	8
<b>31</b>	414 8884 00	Cushion .....	Coussinet .....	4
<b>32</b>	503 1636 00	Support .....	Support .....	6
<b>N 33</b>	222 0885 65	Hex. Screw M8 x 85 .....	Vis hex. M8 x 85 .....	2
<b>34</b>	222 9825 65	Allen Screw M8 x 25 .....	Vis Allen M8 x 25 .....	6
<b>35</b>	503 1678 00	Washer .....	Rondelle .....	6
<b>36</b>	503 1699 00	Washer (Black) .....	Rondelle (noir) .....	2
<b>37</b>	503 1540 00	Washer .....	Rondelle .....	4
<b>38</b>	413 7074 00	Loctite 271, 10 c.c. ....	Loctite 271, 10 c.c. ....	@

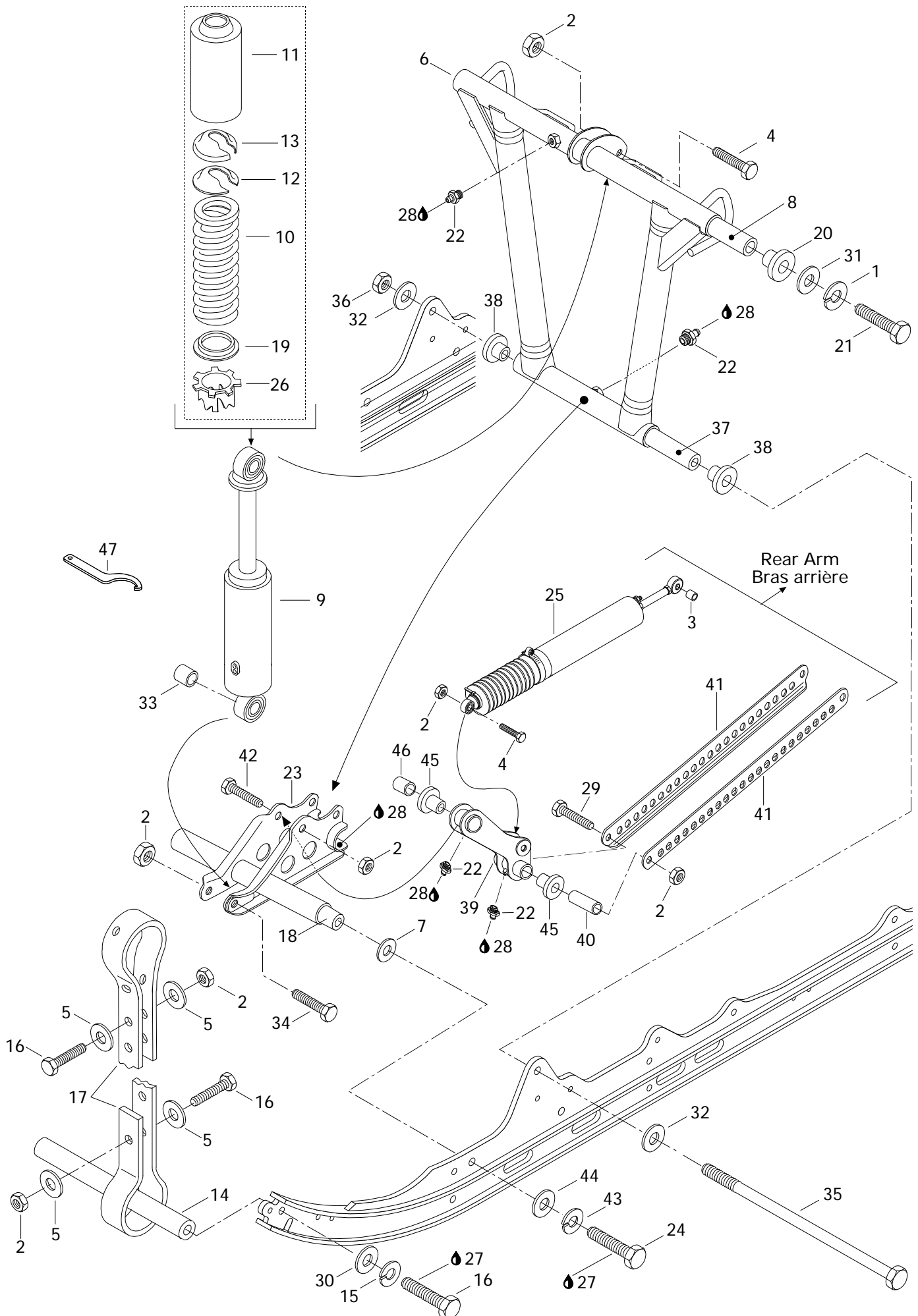




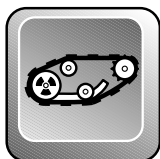
## Rear Suspension Suspension arrière

GRAND TOURING  
SE

<b>N 39</b>	503 1754 00	Hardened Washer .....	Rondelle trempée .....	2
<b>40</b>	224 7811 40	Lock Washer 8 mm .....	Rondelle-frein 8 mm .....	2
<b>41</b>	222 0830 65	Hex. Screw M8 x 30 .....	Vis hex. M8 x 30 .....	2
<b>42</b>	503 1600 00	Wheel Support Axle .....	Axe de roue de support .....	1
<b>43-44</b>	572 0189 00	<b>Idler Wheel</b> .....	<b>Roue de support</b> .....	2
<b>44</b>	405 4045 00	Ball Bearing 6205 .....	Roulement à billes 6205 .....	2
<b>45</b>	228 5510 45	Elastic Stop Nut M5 .....	Écrou élastique M5 .....	2
<b>N 46</b>	503 1749 00	Lower Axle .....	Axe inférieur .....	1
<b>47</b>	732 6010 02	Hex. Screw .....	Vis hex. ....	2
<b>48</b>	503 1396 00	Spacer (Short) .....	Entretoise (courte) .....	2
<b>49</b>	570 0452 22	<b>Bonded Wheel 135</b> .....	<b>Roue enrobée 135</b> .....	2
<b>50-51</b>	572 0458 00	<b>Wheel 165</b> .....	<b>Roue 165</b> .....	1
<b>51</b>	405 4045 00	Ball Bearing 6205 .....	Roulement à billes 6205 .....	1
<b>N 52</b>	503 1737 00	Washer .....	Rondelle .....	4
<b>53</b>	224 0212 51	Flat Washer 12 mm .....	Rondelle plate 12 mm .....	2
<b>54</b>	222 0880 65	Hex. Screw M8 x 80 .....	Vis hex. M8 x 80 .....	2
<b>N 55</b>	572 0848 00	Stopper Reinforcement .....	Renfort de butée .....	4
<b>N 56</b>	224 7212 18	Lock Washer 12 mm .....	Rondelle-frein 12 mm .....	2
<b>N 57</b>	222 0890 65	Hex. Screw M8 x 90 .....	Vis hex. M8 x 90 .....	2
<b>N 58</b>	503 1712 00	Reinforcement Plate .....	Plaque de Renfort .....	2
<b>59</b>	224 0811 71	Washer 8 mm .....	Rondelle 8 mm .....	4



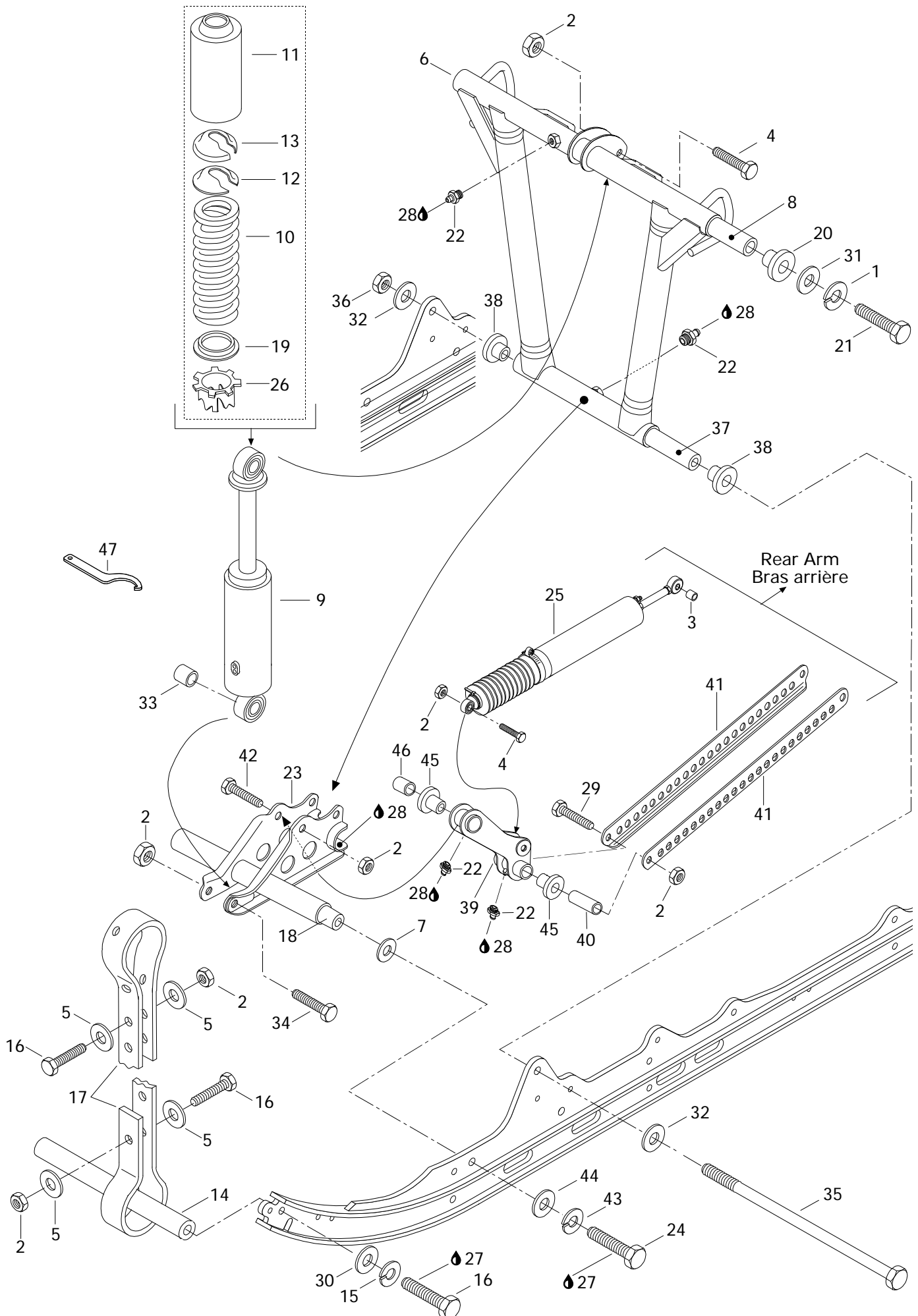




## Front Arm (RR. Susp.) Bras avant (susp. arr.)

GRAND TOURING  
SE

<b>1</b>	213 0000 03	Lock Washer 10 mm .....	Rondelle-frein 10 mm .....	2
<b>2</b>	228 5810 45	Elastic Stop Nut M8 .....	Écrou élastique M8 .....	9
<b>3</b>	414 9360 00	Cushion .....	Coussinet .....	1
<b>4</b>	222 0840 65	Hex. Screw M8 x 40 .....	Vis hex. M8 x 40 .....	2
<b>5</b>	517 0787 00	Washer .....	Rondelle .....	8
<b>N 6</b>	503 1711 00	Welded Front Arm .....	Bras avant soudé .....	1
<b>N 7</b>	503 1754 00	Hard Washer .....	Rondelle trempée .....	2
<b>8</b>	503 1590 00	Upper Axle .....	Axe supérieur .....	1
<b>N 9</b>	415 0392 00	Shock .....	Amortisseur .....	1
<b>N 10</b>	415 0576 00	Center Spring .....	Ressort d'amortisseur central .....	1
<b>11</b>	517 2809 00	Protector .....	Protecteur .....	1
<b>12</b>	503 1416 00	Cap .....	Capuchon .....	1
<b>13</b>	503 1406 00	Spring Stopper .....	Butée de ressort .....	1
<b>14</b>	503 1516 00	Axle .....	Axe .....	1
<b>15</b>	224 7811 40	Lock Washer 8 mm .....	Rondelle-frein 8 mm .....	2
<b>16</b>	222 0830 65	Hex. Screw M8 x 30 .....	Vis hex. M8 x 30 .....	6
<b>17</b>	570 0388 00	Stopper Strap .....	Courroie d'arrêt .....	2
<b>N 18</b>	503 1749 00	Lower Axle (Shock Support) .....	Axe inférieur (support d'amortisseur) .	1
<b>N 19</b>	572 0926 00	Spring Guide .....	Guide de ressort .....	1
<b>20</b>	415 0279 00	Cushion .....	Coussinet .....	2
<b>21</b>	222 0060 65	Hex. Screw M10 x 60 .....	Vis hex. M10 x 60 .....	2
<b>22</b>	408 2007 00	Grease Fitting M6 .....	Raccord de graissage M6 .....	4
<b>N 23</b>	503 1734 00	Welded Shock Support .....	Support soudé d'amortisseur .....	1
<b>24</b>	222 0240 65	Hex. Screw M12 x 40 .....	Vis hex. M12 x 40 .....	2
<b>N 25</b>	415 0386 00	Air Shock .....	Amortisseur à air .....	1
<b>26</b>	503 1690 00	Cam .....	Came .....	1
<b>27</b>	413 7074 00	Loctite 271, 10 c.c. ....	Loctite 271, 10 c.c. ....	@
<b>28</b>	413 7061 00	Lithium Grease, 400 gr. ....	Graisse au lithium, 400 gr. ....	@
<b>29</b>	222 0895 65	Hex. Screw M8 x 90 .....	Vis hex. M8 x 90 .....	1
<b>30</b>	224 0811 71	Flat Washer .....	Rondelle plate .....	2
<b>31</b>	224 0012 11	Flat Washer 10 mm .....	Rondelle plate 10 mm .....	2
<b>32</b>	224 0212 51	Flat Washer 12 mm .....	Rondelle plate 12 mm .....	2
<b>33</b>	414 9179 00	Cushion .....	Coussinet .....	1
<b>34</b>	222 0855 65	Hex. Screw M8 x 55 .....	Vis hex. M8 x 55 .....	1
<b>35</b>	503 1408 00	Bolt M12 .....	Boulon M12 .....	1
<b>36</b>	228 5210 45	Hex. Elastic Nut M12 .....	Écrou élastique hex. M12 .....	1
<b>37</b>	503 1589 00	Lower Axle (Front Arm) .....	Axe inférieur (bras avant) .....	1
<b>38</b>	415 0263 00	Cushion .....	Coussinet .....	2

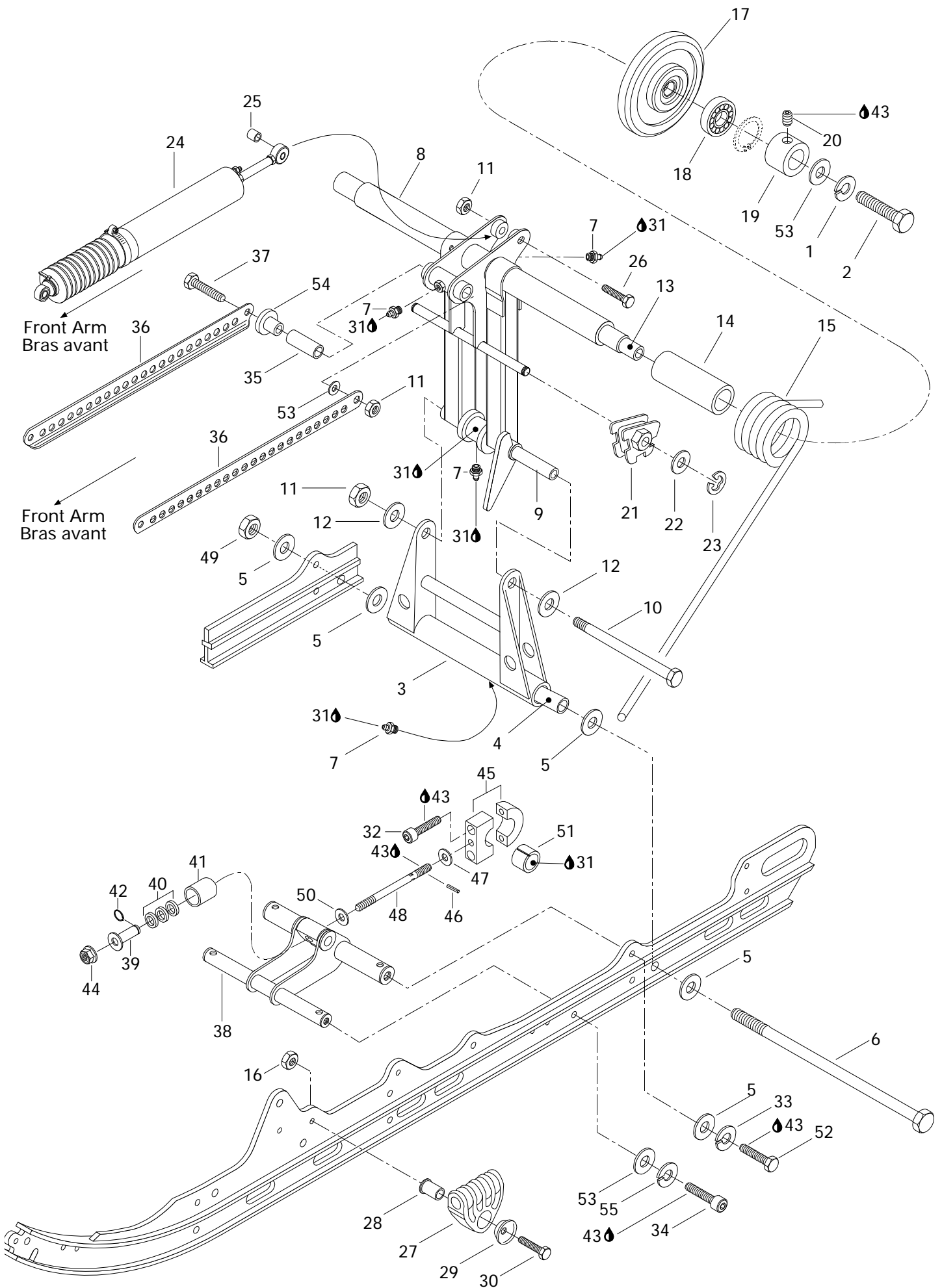


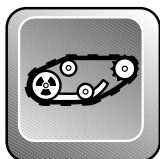


## Front Arm (RR. Susp.) Bras avant (susp. arr.)

GRAND TOURING  
SE

<b>N 39</b>	503 1714 00	Welded Lever .....	Levier soudé .....	1
<b>N 40</b>	503 1716 00	Tie Rod Shaft .....	Axe de barre d'accouplement .....	1
<b>N 41</b>	503 1709 00	Tie rod .....	Barre d'accouplement .....	2
<b>42</b>	222 0850 65	Hex. Screw M8 x 50 .....	Vis hex. M8 x 50 .....	1
<b>N 43</b>	224 7212 18	Lock Washer 12 mm .....	Rondelle frein 12 mm .....	2
<b>44</b>	224 0212 51	Washer 12 mm .....	Rondelle 12 mm .....	2
<b>N 45</b>	415 0523 00	Cushion .....	Coussinet .....	4
<b>N 46</b>	503 1717 00	Pivot Axle .....	Axe de pivot .....	1
<b>47</b>	529 0307 00	Adjuster Wrench .....	Clé de réglage .....	1

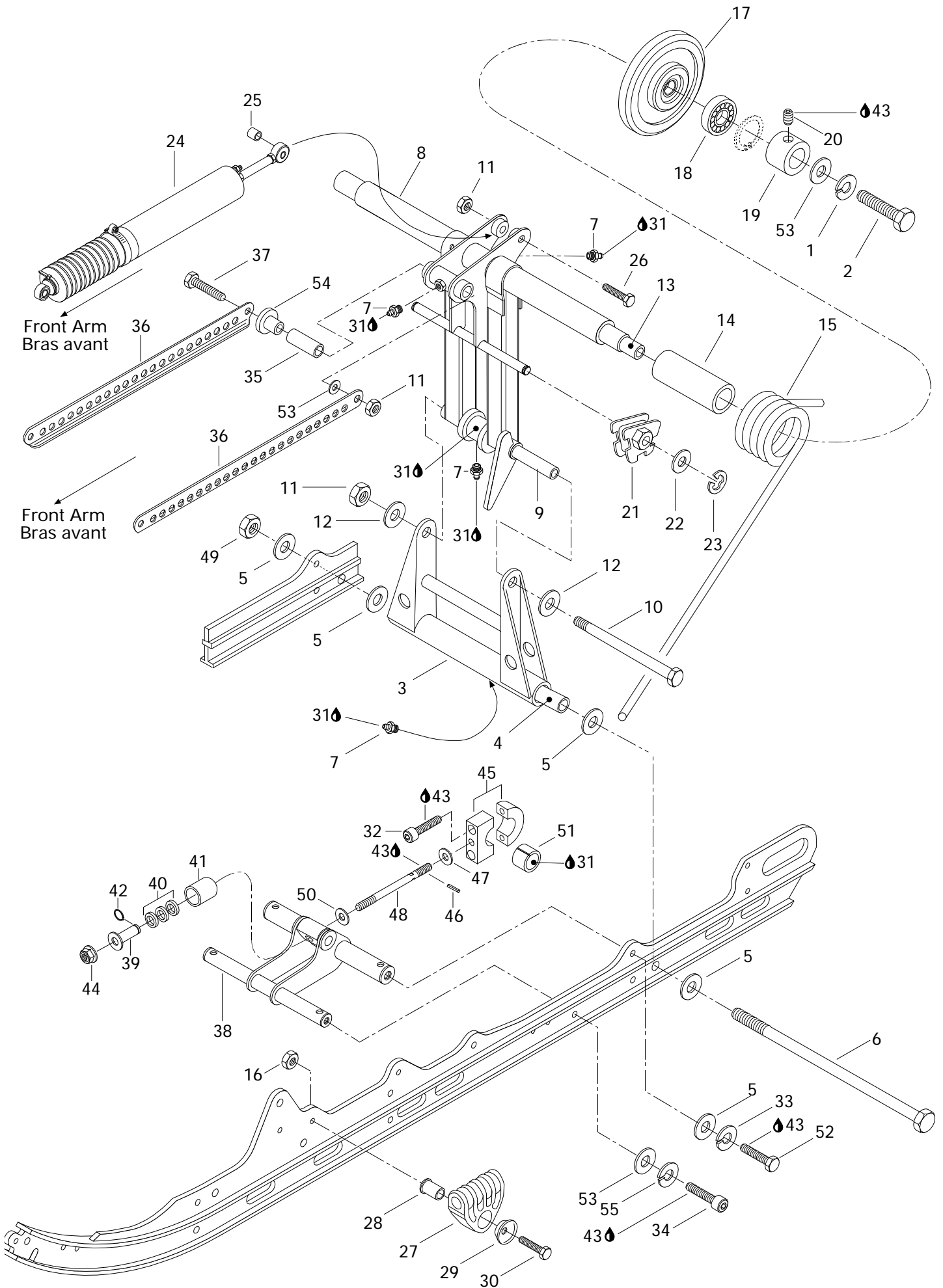


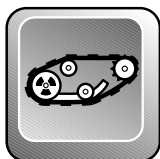


## Rear Arm (RR. Susp.) Bras arrière (susp. arr.)

GRAND TOURING  
SE

<b>1</b>	213 0000 03	Lock Washer 10 mm .....	Rondelle-frein 10 mm .....	2
<b>2</b>	222 0035 65	Hex. Screw M10 x 35.....	Vis hex. M10 x 35 .....	2
<b>3</b>	503 1692 00	Pivot Welded Arm .....	Jumelle soudée .....	1
<b>4</b>	503 1547 03	Lower Axle Pivot .....	Axe inférieur de jumelle .....	1
<b>5</b>	224 0812 01	Washer .....	Rondelle .....	6
<b>6</b>	732 6011 98	Bolt M8 .....	Boulon M8 .....	1
<b>7</b>	408 2007 00	Grease Fitting M6 .....	Raccord de graissage M6 .....	4
<b>N 8</b>	503 1715 00	Welded Rear Arm .....	Bras arrière soudé .....	1
<b>9</b>	503 1443 00	Upper Axle .....	Axe supérieur .....	1
<b>10</b>	732 6011 97	Bolt M8 .....	Boulon M8 .....	1
<b>11</b>	228 5810 45	Elastic Stop Nut M8.....	Écrou élastique M8 .....	3
<b>12</b>	224 0811 71	Washer .....	Rondelle .....	2
<b>13</b>	503 1687 00	Transversal Rear Axle .....	Axe transversal arrière.....	1
<b>14</b>	572 0807 00	Bushing .....	Douille .....	2
<b>15</b>	415 0105 00	R.H. Spring .....	Ressort DR .....	1
	415 0106 00	L.H. Spring .....	Ressort GA .....	1
<b>16</b>	228 5610 45	Elastic Stop Nut M6.....	Écrou élastique M6 .....	2
<b>N 17-18</b>	572 0914 00	<b>Idler Wheel 155.....</b>	<b>Roue de support 155 .....</b>	2
<b>18</b>	405 4045 00	Ball Bearing 6205.....	Roulement à billes 6205 .....	2
<b>19</b>	503 1688 00	Retaining Ring .....	Bague d'appui .....	2
<b>20</b>	222 5608 65	Socket Set Screw M6 .....	Vis de pression allen M6 .....	2
<b>21</b>	572 0308 00	L.H. Cam Adjuster .....	Came de réglage gauche .....	1
	572 0309 00	R.H. Cam Adjuster .....	Came de réglage droite .....	1
<b>22</b>	224 0012 11	Flat Washer 10 mm.....	Rondelle plate 10 mm .....	2
<b>23</b>	371 9071 00	Circlip .....	Circlip .....	2
<b>N 24</b>	415 0386 00	Air Shock .....	Amortisseur à air .....	1
<b>25</b>	414 9360 00	Cushion .....	Coussinet .....	1
<b>26</b>	222 0850 65	Hex. Screw M8 x 50.....	Vis hex. M8 x 50 .....	1
<b>27</b>	572 0566 00	Spring Support .....	Support de ressort.....	2
<b>28</b>	503 1527 00	Spring Axle Guide .....	Axe-guide pour ressort.....	2
<b>29</b>	517 0417 00	Retainer Washer .....	Rondelle de retenue .....	2
<b>30</b>	222 0645 65	Hex. Screw M6 x 45.....	Vis hex. M6 x 45.....	2
<b>31</b>	413 7061 00	Lithium Grease, 400 gr. ....	Graisse au lithium, 400 gr. ....	@
<b>32</b>	222 9830 65	Allen Screw M8 x 30 .....	Vis Allen M8 x 30 .....	2
<b>33</b>	224 7811 40	Lock Washer 8 mm .....	Rondelle-frein 8 mm .....	2
<b>34</b>	222 9035 65	Socket Screw M10 x 35 .....	Vis allen M10 x 35 .....	2
<b>N 35</b>	503 1716 00	Tie Rod Shaft .....	Axe de barre d'accouplement .....	1
<b>N 36</b>	503 1709 00	Tie Rod .....	Barre d'accouplement .....	2

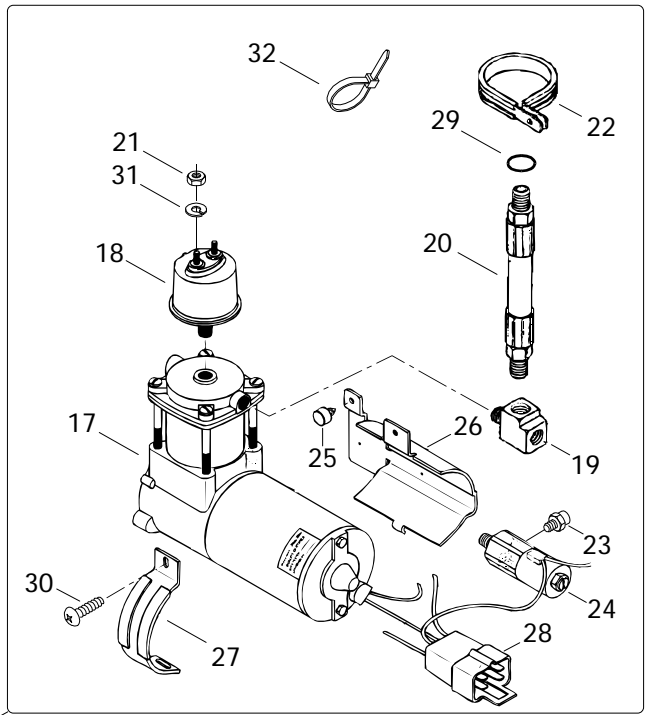
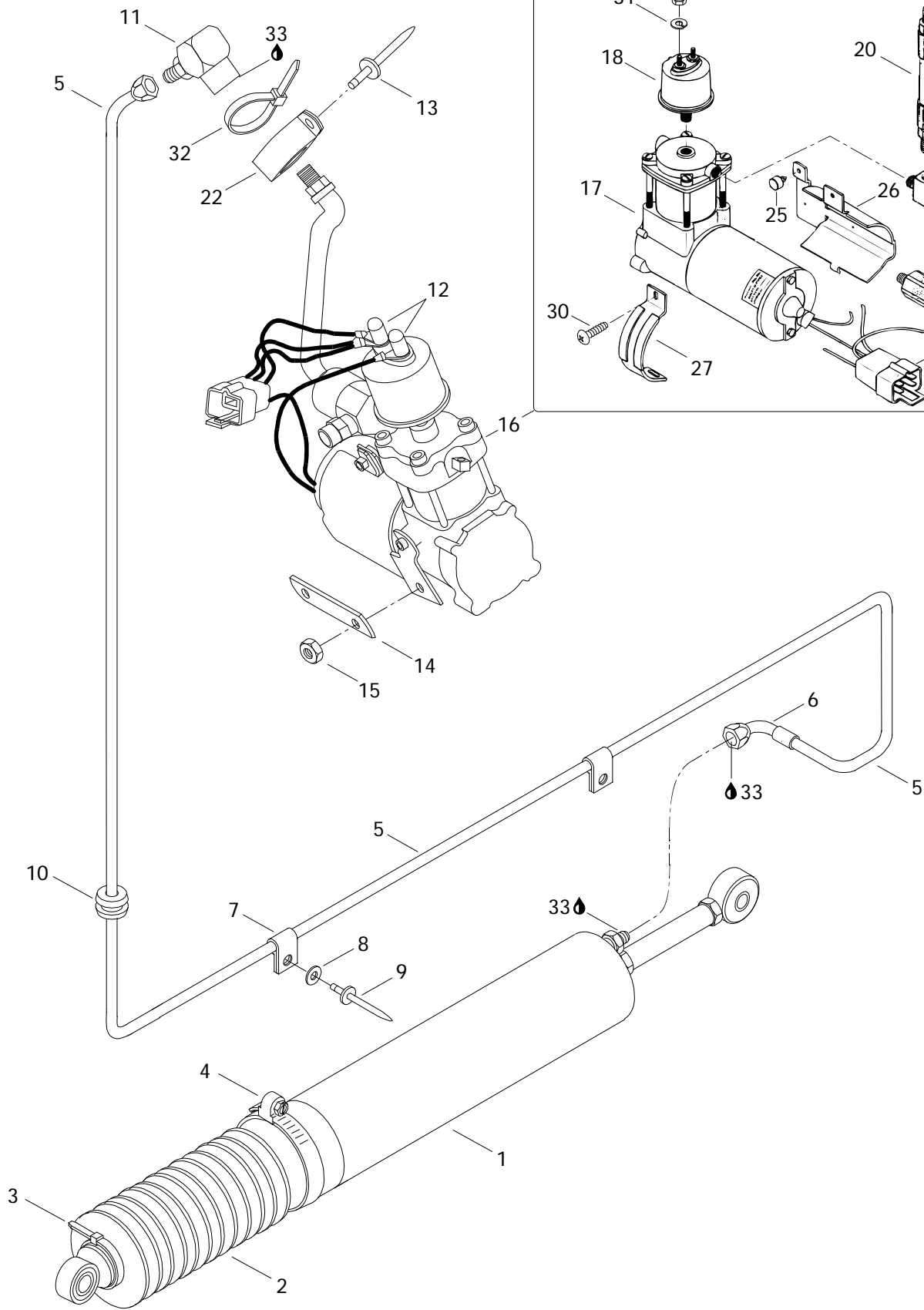




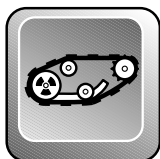
## Rear Arm (RR. Susp.) Bras arrière (susp. arr.)

GRAND TOURING  
SE

<b>37</b>	222 0890 65	Hex. Screw M8 x 90 .....	Vis hex. M8 x 90 .....	1
<b>N 38</b>	503 1719 00	Bracket Weld .....	Attache soudée .....	1
<b>N 39</b>	503 1729 00	Bushing Weld .....	Douille soudée .....	1
<b>40</b>	570 0496 00	Rubber Stopper .....	Butée de caoutchouc .....	3
<b>41</b>	503 1036 00	Cup .....	Coupole .....	1
<b>N 42</b>	371 9107 00	Circlip .....	Circlip .....	1
<b>43</b>	413 7074 00	Loctite 271, 10 c.c. ....	Loctite 271, 10 c.c. ....	@
<b>44</b>	228 7010 45	Flanged Lock Nut M10 .....	Écrou d'arrêt à épaulement M10 .....	1
<b>N 45-48</b>	580 6538 00	<b>Pivot Block Ass'y</b> .....	<b>Bloc de pivot ass.</b> .....	1
<b>N 46</b>	732 8040 11	Spring Pin .....	Goupille-ressort .....	1
<b>N 47</b>	503 1730 00	Washer .....	Rondelle .....	1
<b>N 48</b>	503 1731 00	Threaded Rod .....	Tige filetée .....	1
<b>49</b>	228 7810 45	Elastic Flanged Nut M8 .....	Écrou élastique à épaulement M8 .....	1
<b>N 50</b>	503 1727 00	Washer .....	Rondelle .....	1
<b>51</b>	415 0278 00	Cushion .....	Coussinet .....	1
<b>52</b>	222 0830 66	Hex. Screw M8 x 30 .....	Vis hex. M8 x 30 .....	2
<b>53</b>	224 0012 11	Washer 10 mm .....	Rondelle 10 mm .....	4
<b>N 54</b>	415 0523 00	Cushion .....	Coussinet .....	6
<b>55</b>	224 7011 88	Lock Washer 10 mm .....	Rondelle-frein 10 mm .....	2







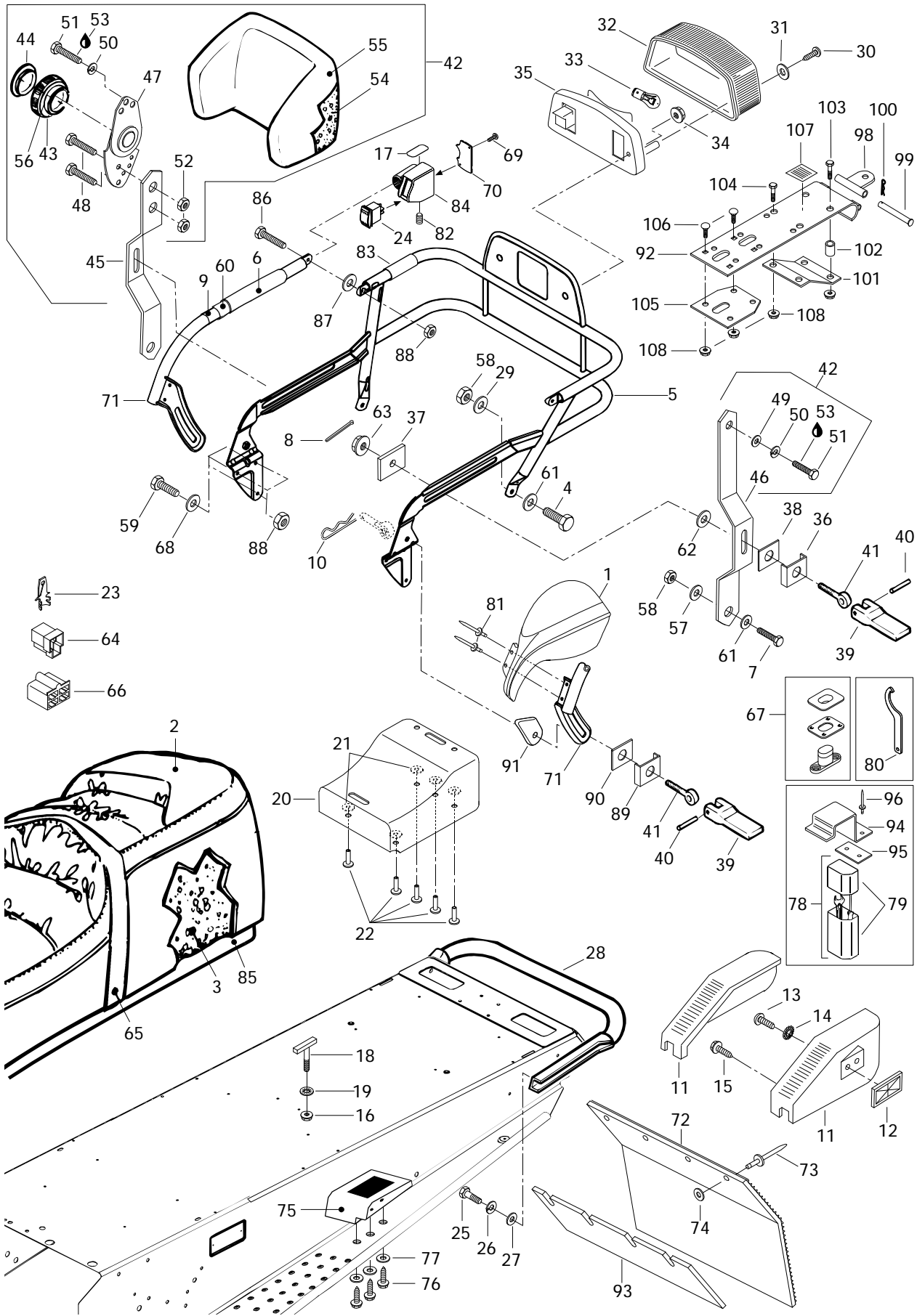
## Air Shock and Compressor (RR. Susp.) Amortisseur à air et compresseur (susp. arr.)

GRAND TOURING  
SE

<b>N 1</b>	415 0386 00	Air Shock .....	Amortisseur à air .....	1
<b>N 2</b>	570 2783 00	Protection Boot .....	Gaine Protectrice .....	1
<b>3</b>	414 1152 00	Tie Rap .....	Attache .....	1
<b>4</b>	408 8016 00	Gear Clamp (Tridon) .....	Bride de serrage (tridon) .....	1
<b>N 5</b>	415 0561 00	Pneumatic Hose .....	Boyau pneumatique .....	1
<b>6</b>	414 8939 00	Adaptor 37° .....	Adapteur 37° .....	1
<b>N 7</b>	— XXX —	Bracket (Frame Tunnel) .....	Attache (Tunnel /châssis) .....	5
<b>8</b>	517 1243 00	Washer .....	Rondelle .....	5
<b>9</b>	390 4072 00	Rivet .....	Rivet .....	5
<b>10</b>	570 2708 00	Grommet .....	Passe-fils .....	1
<b>N 11</b>	415 0826 00	Fitting .....	Raccord .....	1
<b>N 12</b>	293 0000 71	Mask Cap .....	Capuchon masque .....	2
<b>13</b>	390 4036 00	Rivet .....	Rivet .....	1
<b>N 14</b>	503 1753 00	Attachment Plate .....	Plaque de fixation .....	1
<b>15</b>	228 5410 45	Elastic Hex. Nut M4 .....	Écrou hex. élastique M4 .....	2
<b>N 16-31</b>	— XXX —	<b>Compressor Ass'y</b> .....	<b>Compresseur ass.</b> .....	1
<b>N 17</b>	415 0434 00	Compressor .....	Compresseur .....	1
<b>N 18</b>	415 0436 00	Pressure Sender .....	Capteur de pression .....	1
<b>N 19</b>	415 0851 00	Fitting .....	Raccord .....	1
<b>N 20</b>	415 0827 00	Pneumatic Hose .....	Boyau pneumatique .....	1
<b>21</b>	— XXX —	Nut .....	Écrou .....	2
<b>N 22</b>	415 0741 00	Bracket .....	Attache .....	1
<b>N 23</b>	415 0992 00	Pressure Regulator .....	Régulateur de pression .....	1
<b>N 24</b>	415 0437 00	Release Valve .....	Soupape d'échappement .....	1
<b>N 25</b>	570 0656 00	Bumper (Rubber) .....	Butée de caoutchouc .....	1
<b>N 26</b>	503 1751 00	Compressor Base .....	Base de compresseur .....	1
<b>N 27</b>	503 1752 00	Compressor Strap .....	Bride du compresseur .....	1
<b>28</b>	409 2093 00	Male Housing .....	Bloc mâle .....	1
<b>29</b>	— XXX —	O-Ring .....	Joint Torique .....	1
<b>30</b>	— XXX —	Screw .....	Vis .....	1
<b>31</b>	— XXX —	Lock Washer .....	Rondelle frein .....	2
<b>32</b>	414 1152 00	Tie Rap .....	Attache .....	1
<b>33</b>	413 7023 00	Loctite 592, Pipe Sealant, 50ml. ....	Loctite 592, scellant pour tuyeau, 50 ml.	2

Parts marked with «XXX» are not available as spare parts.

Les articles marqués d'un «XXX» ne sont pas disponibles comme pièces de remplacement.



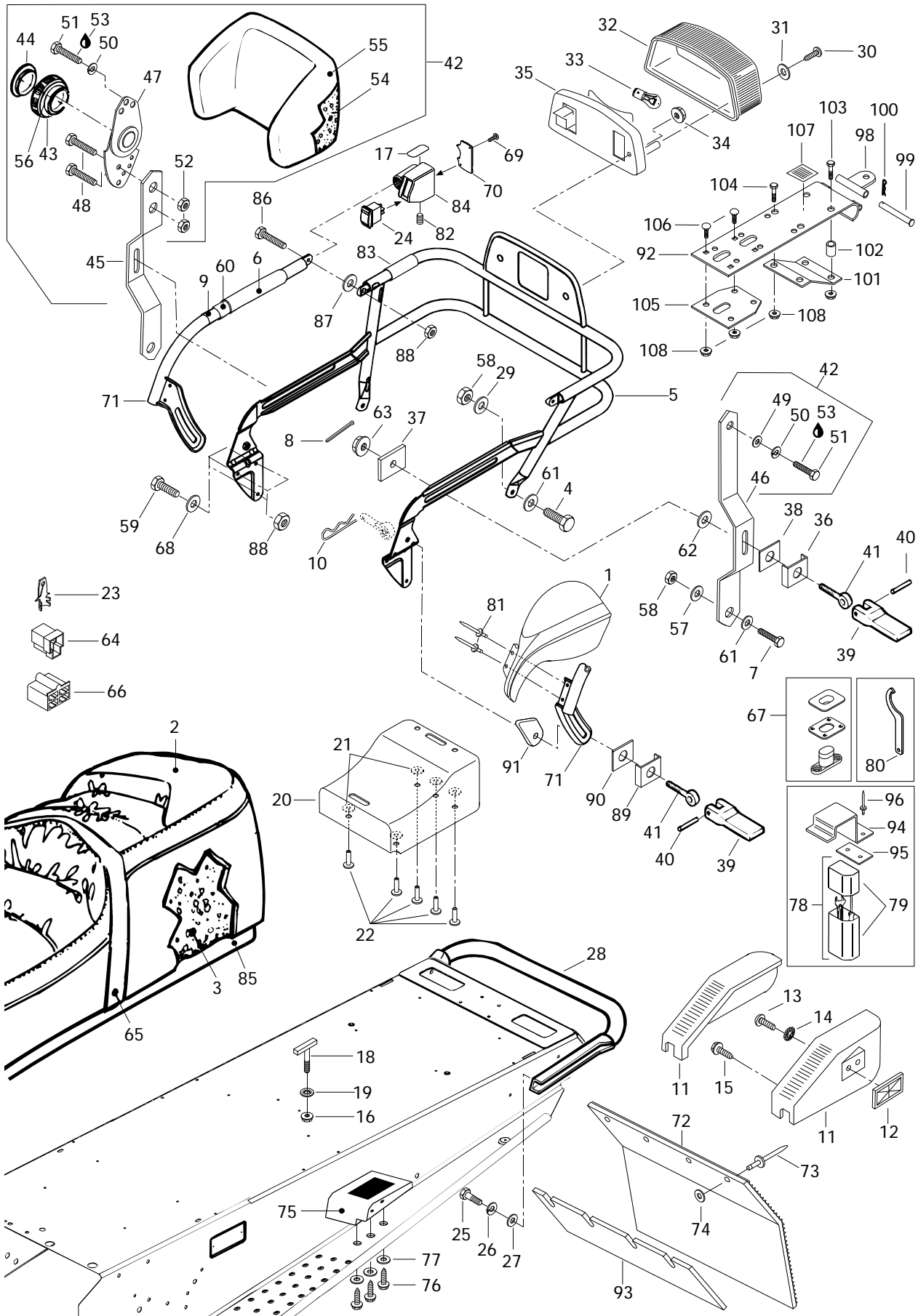


# Seat and Accessories

## Siège et accessoires

GRAND TOURING  
SE

<b>N 1</b>	572 0894 00	R.H. Protector .....	Protecteur DR .....	1
<b>N</b>	572 0895 00	L.H. Protector .....	Protecteur GA .....	1
<b>N 2</b>	415 0418 03	Seat Cover .....	Housse de siège .....	1
<b>N 3</b>	415 0419 02	Foam Seat .....	Caoutchouc mousse de siège .....	1
<b>4</b>	732 6011 86	Hex. Screw M8 x 20 .....	Vis hex. M8 x 20 .....	2
<b>N 5</b>	517 2865 00	<b>Rack Ass'y</b> .....	<b>Porte-bagage ass.</b> .....	1
<b>N 6</b>	415 0502 00	L.H. Grip .....	Poignée GA .....	1
<b>N</b>	415 0503 00	R.H. Grip .....	Poignée DR .....	1
<b>7</b>	732 6011 75	Screw M8 x 25 .....	Vis M8 x 25 .....	2
<b>8</b>	414 1083 00	Hair Pin .....	Goupille de sureté .....	4
<b>9</b>	414 9887 00	Reflecting Sheet .....	Feuille de réflexion .....	2
<b>10</b>	414 1083 00	Hair Pin .....	Goupille de sureté .....	2
<b>N 11-14</b>	580 6513 00	<b>R.H. Rear Moulding Ass'y</b> .....	<b>Enjoliveur arrière DR ass.</b> .....	1
<b>N</b>	580 6514 00	<b>L.H. Rear Moulding Ass'y</b> .....	<b>Enjoliveur arrière GA ass.</b> .....	1
<b>12</b>	414 5101 00	Red Reflector .....	Réflecteur rouge .....	2
<b>13</b>	222 8510 65	Phillips Screw M5 x 10 .....	Vis cruciforme M5 x 10 .....	2
<b>14</b>	224 1511 01	Ext. Tooth Lock Washer 5 mm .....	Rondelle-frein à dents ext. 5 mm .....	2
<b>15</b>	365 9011 00	Self Tapping Screw M12 x 3/4 .....	Vis autotaraudeuse M12 x 3/4 .....	6
<b>16</b>	228 7610 45	Flanged Elastic Nut M6 .....	Écrou élastique à épaulement M6 .....	4
<b>N 17</b>	418 0018 00	Heat Grip Decal .....	Décalque de poignée chauffante .....	1
<b>18</b>	732 6012 21	«T» Bolt .....	Boulon en «T» .....	4
<b>19</b>	732 6100 72	Push Nut .....	Écrou à pression .....	4
<b>20</b>	572 0512 00	Rear Trunk .....	Coffre arrière .....	1
<b>21</b>	517 2259 00	Washer .....	Rondelle .....	5
<b>22</b>	390 9068 00	Rivet .....	Rivet .....	5
<b>23</b>	409 2061 00	Tab .....	Patte .....	@
<b>24</b>	410 1085 00	Rocker Switch .....	Interrupteur .....	1
<b>25</b>	222 0820 65	Hex. Screw M8 x 20 .....	Vis hex. M8 x 20 .....	4
<b>26</b>	224 7811 40	Lock Washer 8 mm .....	Rondelle-frein 8 mm .....	4
<b>27</b>	224 0811 71	Washer 8 mm .....	Rondelle 8 mm .....	4
<b>28</b>	517 2725 10	Rear Bumper .....	Pare-chocs arrière .....	1
<b>29</b>	503 1698 00	Yellow Washer .....	Rondelle jaune .....	2
<b>N 30</b>	732 6012 53	Phillips Screw .....	Vis cruciforme .....	2
<b>31</b>	414 5164 00	Plastic Washer .....	Rondelle de plastique .....	2
<b>32</b>	414 5137 00	Lens .....	Lentille .....	1
<b>33</b>	410 5040 00	Bulb .....	Ampoule .....	1
<b>34</b>	228 7510 45	Flanged Elastic Nut M5 .....	Écrou élastique à épaulement M5 .....	2
<b>N 35</b>	415 0412 00	Taillamp Housing .....	Boîtier du feu arrière .....	1



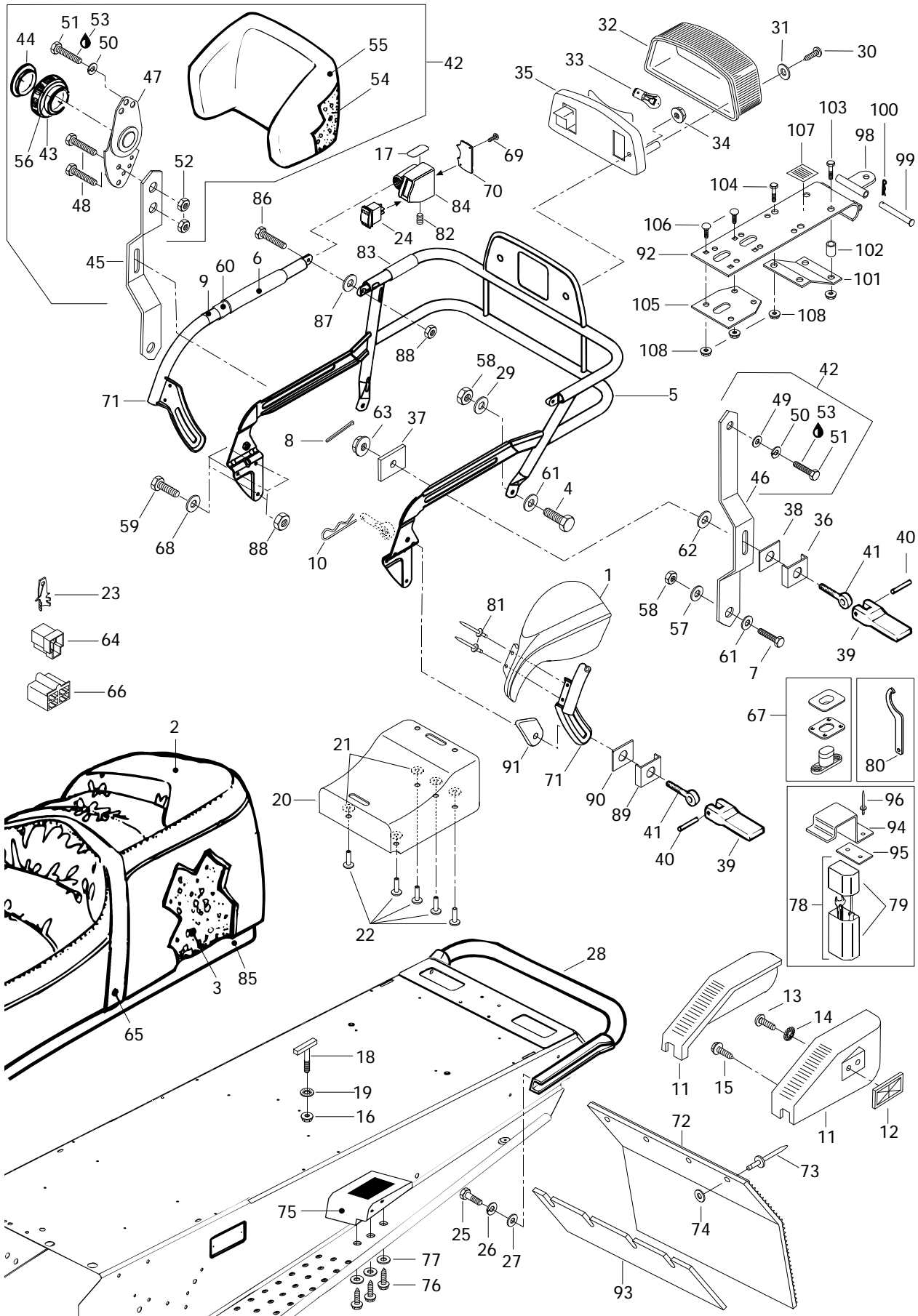


# Seat and Accessories

## Siège et accessoires

GRAND TOURING  
SE

<b>36</b>	517 2573 00	Guide .....	Guide .....	2
<b>37</b>	570 0274 00	Rubber Shim .....	Cale de caoutchouc .....	2
<b>38</b>	517 2513 00	Shim .....	Cale .....	2
<b>39</b>	572 0382 00	Lock Lever .....	Levier de blocage .....	4
<b>40</b>	414 8214 00	Pin .....	Tige .....	4
<b>41</b>	517 2576 00	Eye Bolt .....	Vis à oeillet .....	4
<b>N 42-56</b>	415 0446 00	<b>Backrest Ass'y .....</b>	<b>Dossier ass. ....</b>	1
<b>43</b>	414 8209 00	Tiller Handle .....	Manette .....	1
<b>44</b>	414 8210 00	Cap .....	Capuchon .....	1
<b>N 45</b>	517 2876 00	R.H. Arm .....	Bras DR .....	1
<b>N 46</b>	517 2898 00	L.H. Arm .....	Bras GA .....	1
<b>47</b>	414 8133 00	Recliner .....	Basculeur .....	1
<b>48</b>	222 0825 65	Hex Screw M8 x 25 .....	Vis hex M8 x 25 .....	2
<b>49</b>	224 0812 01	Washer 8 mm .....	Rondelle 8 mm .....	1
<b>50</b>	224 7811 40	Lock Washer 8 mm .....	Rondelle-frein 8 mm .....	2
<b>51</b>	222 0820 65	Hex Screw M8 x 20 .....	Vis hex. M8 x 20 .....	2
<b>52</b>	228 5810 45	Elastic Nut M8 .....	Écrou élastique M8 .....	2
<b>53</b>	413 7030 00	Loctite 242, 10cc .....	Loctite 242, 10cc .....	@
<b>54</b>	414 8212 00	Backrest Foam .....	Mousse de dossier .....	1
<b>N 55</b>	415 0446 03	Backrest Cover .....	Housse de dossier .....	1
<b>56</b>	415 0155 00	Strip .....	Languette .....	1
<b>57</b>	414 8196 00	Washer .....	Rondelle .....	2
<b>58</b>	228 5810 45	Nut M8 .....	Écrou M8 .....	4
<b>59</b>	732 6000 09	Screw Taptite M6 x 18 .....	Vis autotaraudeuse M6 x 18 .....	6
<b>60</b>	410 1100 00	Heat Grip .....	Poignée chauffante .....	2
<b>61</b>	732 9000 30	Washer 8 mm .....	Rondelle 8 mm .....	4
<b>62</b>	414 8195 00	Washer .....	Rondelle .....	2
<b>63</b>	517 2500 00	Nut .....	Écrou .....	2
<b>64</b>	409 2042 00	Housing Connector .....	Logement de raccord .....	2
<b>65</b>	414 9854 00	Holding Strap .....	Courroie .....	1
<b>66</b>	409 2093 00	Housing Male .....	Logement mâle .....	1
<b>67</b>	414 7280 00	Buckle-Seat .....	Boucle de siège .....	@
<b>N 68</b>	517 2937 00	Washer .....	Rondelle .....	6
<b>N 69</b>	732 6012 55	Screw .....	Vis .....	2
<b>N 70</b>	572 0893 00	Plate .....	Plaque .....	1
<b>N 71</b>	517 2866 00	R.H. Arm (Rack) .....	Bras DR (porte-bagage) .....	1
<b>N</b>	517 2867 00	L.H. Arm (Rack) .....	Bras GA (porte-bagage) .....	1

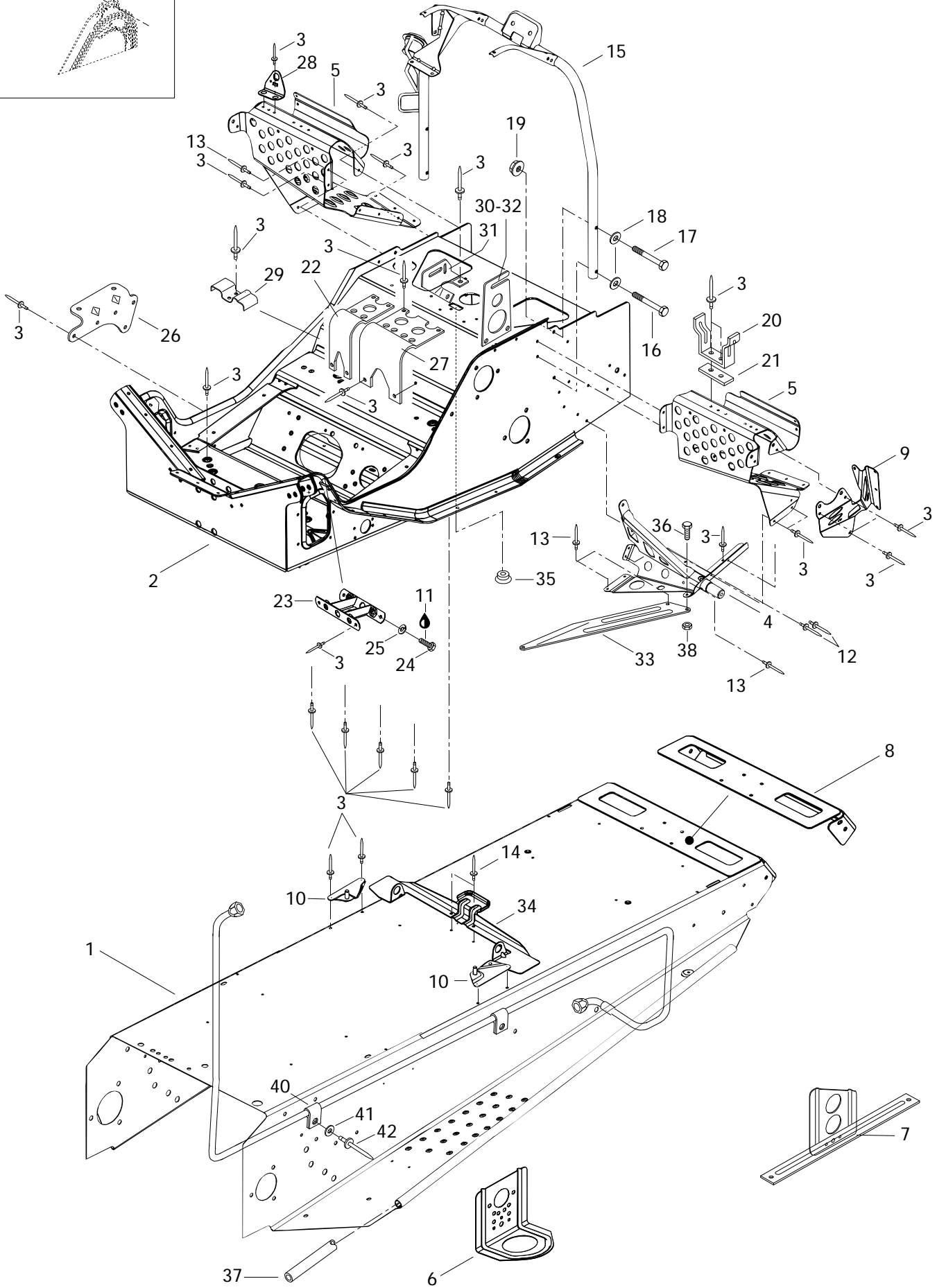
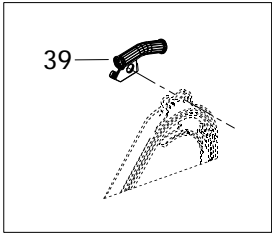




## Seat and Accessories Siège et accessoires

GRAND TOURING  
SE

<b>N 72</b>	572 0911 00	Snow Guard (Blue) .....	Garde-neige (bleu) .....	1
<b>73</b>	390 9096 00	Rivet (Black) .....	Rivet (noir) .....	4
<b>74</b>	517 2259 00	Washer .....	Rondelle .....	4
<b>N 75</b>	572 0887 00	R.H. Footrest .....	Repose-pied DR .....	1
<b>N</b>	572 0888 00	L.H. Footrest .....	Repose-pied GA .....	1
<b>76</b>	211 0000 74	Hex. Tapping Screw M4 x 16 .....	Vis hex. autotaraudeuse M4 x 16 .....	6
<b>77</b>	224 0611 21	Washer 6 mm .....	Rondelle 6 mm .....	6
<b>78</b>	529 0279 00	Tool Kit .....	Trousse d'outils .....	1
<b>79</b>	572 0363 10	Tool Box .....	Coffre à outils .....	1
<b>80</b>	529 0307 00	Wrench-Adjuster .....	Clé de réglage .....	1
<b>81</b>	390 9068 00	Rivet .....	Rivet .....	4
<b>N 82</b>	223 5808 04	Screw Set M8 x 8 .....	Vis à pression M8 x 8 .....	1
<b>N 83</b>	415 0504 00	Grip (Short) .....	Poignée courte .....	1
<b>N 84</b>	572 0892 00	Switch Housing .....	Logement de l'interrupteur .....	1
<b>N 85</b>	572 0862 00	Sub-Seat .....	Sous-siège .....	1
<b>87</b>	211 2000 21	Washer 6 mm .....	Rondelle 6 mm .....	2
<b>88</b>	228 5610 65	Nut M6 .....	Écrou M6 .....	8
<b>N 89</b>	517 2900 00	Guide .....	Guide .....	2
<b>N 90</b>	570 0638 00	Outer Spacer .....	Espaceur extérieur .....	2
<b>N 91</b>	572 0889 00	Spacer Block .....	Bloc espaceur .....	2
<b>92</b>	517 2755 00	Support .....	Support .....	1
<b>N 93</b>	572 0970 00	Reinforcement .....	Renfort .....	1
<b>94</b>	518 3011 00	Retainer Plate .....	Plaque de retenue .....	1
<b>95</b>	518 3060 00	Reinforcement .....	Renfort .....	1
<b>96</b>	390 4022 00	Rivet .....	Rivet .....	4
<b>97</b>	228 5610 45	Elastic Nut M6 .....	Écrou élastique M6 .....	2
<b>98</b>	517 0087 00	Hitch Plate .....	Plaque d'attelage .....	1
<b>99</b>	517 0017 00	Clevis Pin .....	Axe à goupille .....	1
<b>100</b>	371 8002 00	Cotter Pin .....	goupille fendue .....	1
<b>101</b>	517 2235 00	Reinforcement .....	Renfort .....	1
<b>102</b>	517 1917 00	Spacer .....	Entretoise .....	2
<b>103</b>	222 0650 65	Hex. Screw M6 x 50 .....	Vis hex. M6 x 50 .....	2
<b>104</b>	222 2620 65	Carriage Bolt M6 x 20 .....	Boulon de carrosserie. M6 x 20 .....	2
<b>105</b>	517 2561 00	Inner Plate .....	Plaque intérieure .....	1
<b>106</b>	222 2620 65	Carriage Bolt M6 x 20 .....	Boulon de carrosserie. M6 x 20 .....	4
<b>107</b>	414 9985 00	Instruction Label .....	Étiquette d'instruction .....	1
<b>108</b>	228 7610 45	Elastic Flanged Nut .....	Écrou élastique à épaulement .....	8







# Frame and Accessories

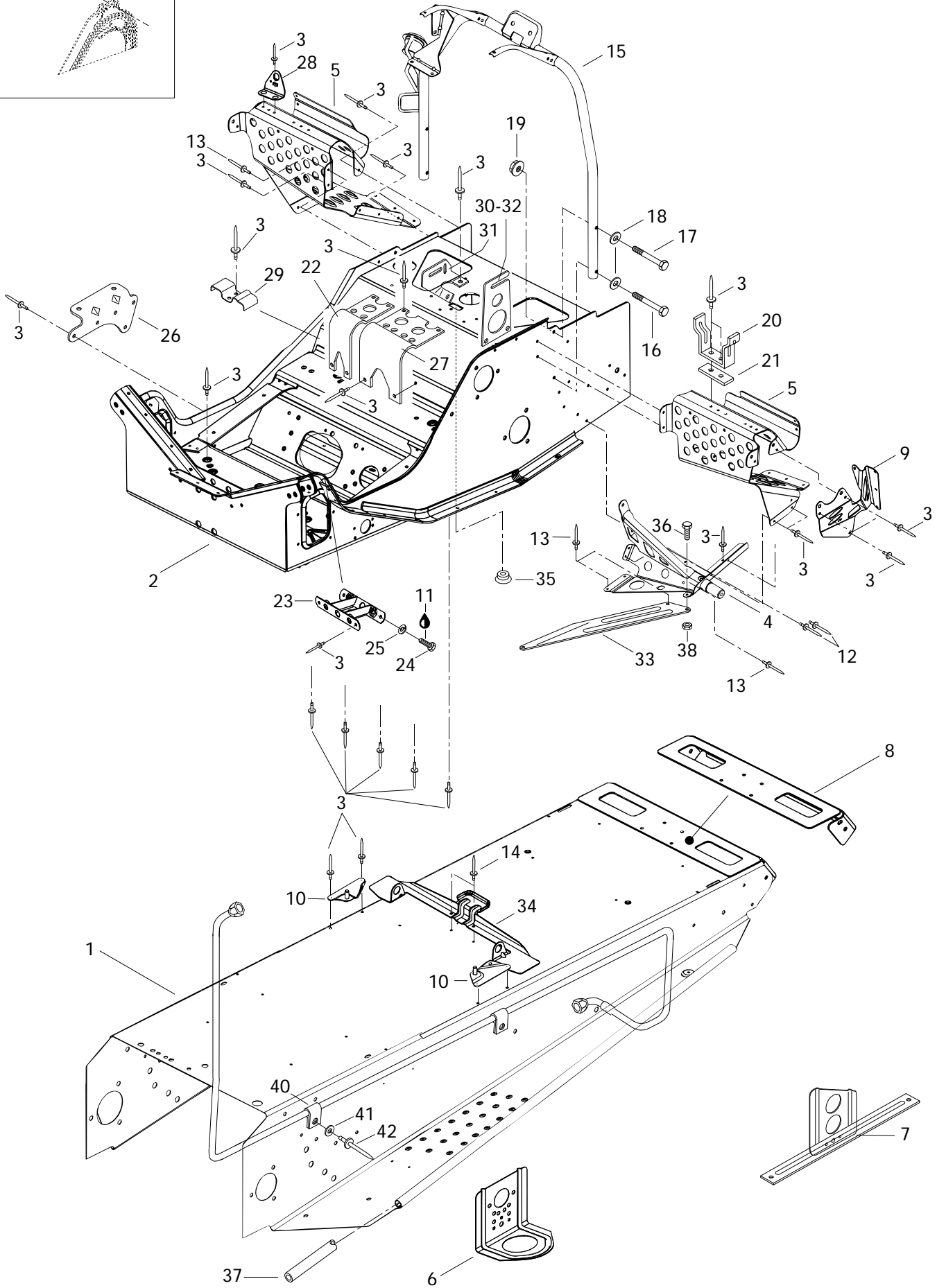
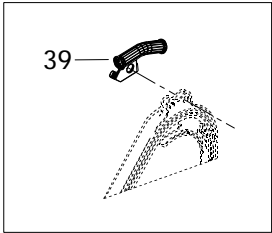
## Châssis et accessoires

GRAND TOURING  
SE

<b>N 1-42</b>	518 3165 44	<b>Frame Ass'y</b> .....	<b>Châssis</b> .....	1
<b>N 1</b>	— XXX —	Tunnel .....	Tunnel .....	1
<b>N 2</b>	— XXX —	Front Member .....	Cadre avant .....	1
<b>3</b>	390 4022 00	Rivet .....	Rivet .....	@
<b>N 4</b>	— XXX —	R.H. Support .....	Support DR .....	1
<b>N</b>	— XXX —	L.H. Support .....	Support GA .....	1
<b>5</b>	518 3129 06	R.H. Front Footrest .....	Repose-pied avant DR .....	1
	518 3129 07	L.H. Front Footrest .....	Repose-pied avant GA .....	1
<b>6</b>	518 3129 10	Front Bracket .....	Attache avant .....	2
<b>N 7</b>	518 3167 33	L.H. Rear Bracket .....	Attache arrière GA .....	1
<b>N</b>	518 3167 34	R.H. Rear Bracket .....	Attache arrière DR .....	1
<b>8</b>	518 3087 17	Cap-End .....	Capuchon arrière .....	1
<b>N 9</b>	— XXX —	Side Plate R.H. ....	Plaque latéral DR .....	1
<b>N</b>	— XXX —	Side Plate L.H. ....	Plaque latéral GA .....	1
<b>10</b>	518 3047 35	R.H. Tank Bracket .....	Attache de réservoir DR .....	1
	518 3047 36	L.H. Tank Bracket .....	Attache de réservoir GA .....	1
<b>11</b>	413 7074 00	Loctite 271, 10cc .....	Loctite 271, 10cc .....	@
<b>12</b>	390 9092 00	Avex Rivet (Short) .....	Rivet Avex (court) .....	8
<b>13</b>	390 9091 00	Avex Rivet (Long) .....	Rivet Avex (long) .....	8
<b>14</b>	390 4024 00	Rivet .....	Rivet .....	2
<b>15</b>	518 3047 43	Handle Steering Support .....	Support de guidon .....	1
<b>16</b>	222 0640 65	Hex. Screw M6 x 40 .....	Vis hex. M6x 40 .....	2
<b>17</b>	222 0635 65	Hex. Screw M6 x 35 .....	Vis hex. M6x 35 .....	2
<b>18</b>	224 0611 51	Washer 6 mm .....	Rondelle 6 mm .....	4
<b>19</b>	228 7610 45	Elastic Flanged Stop Nut M6 .....	Écrou élastique à épaulement .....	4
<b>20</b>	518 2021 00	Pulley Guard Bracket .....	Attache de garde-poulie .....	1
<b>21</b>	518 2075 00	Reinforcement .....	Renfort .....	1
<b>22</b>	518 3108 00	Air Silencer Support .....	Support-silencieux d'admission .....	1
<b>23</b>	518 3047 41	Reinf. Plate .....	Plaque de renfort .....	1
<b>24</b>	222 0820 65	Hex. Screw M8 x 20 .....	Vis hex. M8 x 20 .....	2
<b>25</b>	224 7811 40	Lock Washer 8 mm .....	Rondelle-frein 8 mm .....	2
<b>26</b>	518 2063 00	Muffler Support .....	Support de silencieux .....	1
<b>27</b>	518 3104 00	Air Silencer Support .....	Support-silencieux d'admission .....	1
<b>28</b>	518 3102 06	Bracket, Fuel Valve .....	Support, valve essence .....	1
<b>29</b>	518 2078 00	Protector .....	Protecteur .....	1
<b>30</b>	517 2520 00	Bracket-Outer .....	Attache extérieure .....	1

Parts marked with «XXX» are not available as spare parts.

Les articles marqués d'un «XXX» ne sont pas disponibles comme pièces de remplacement.





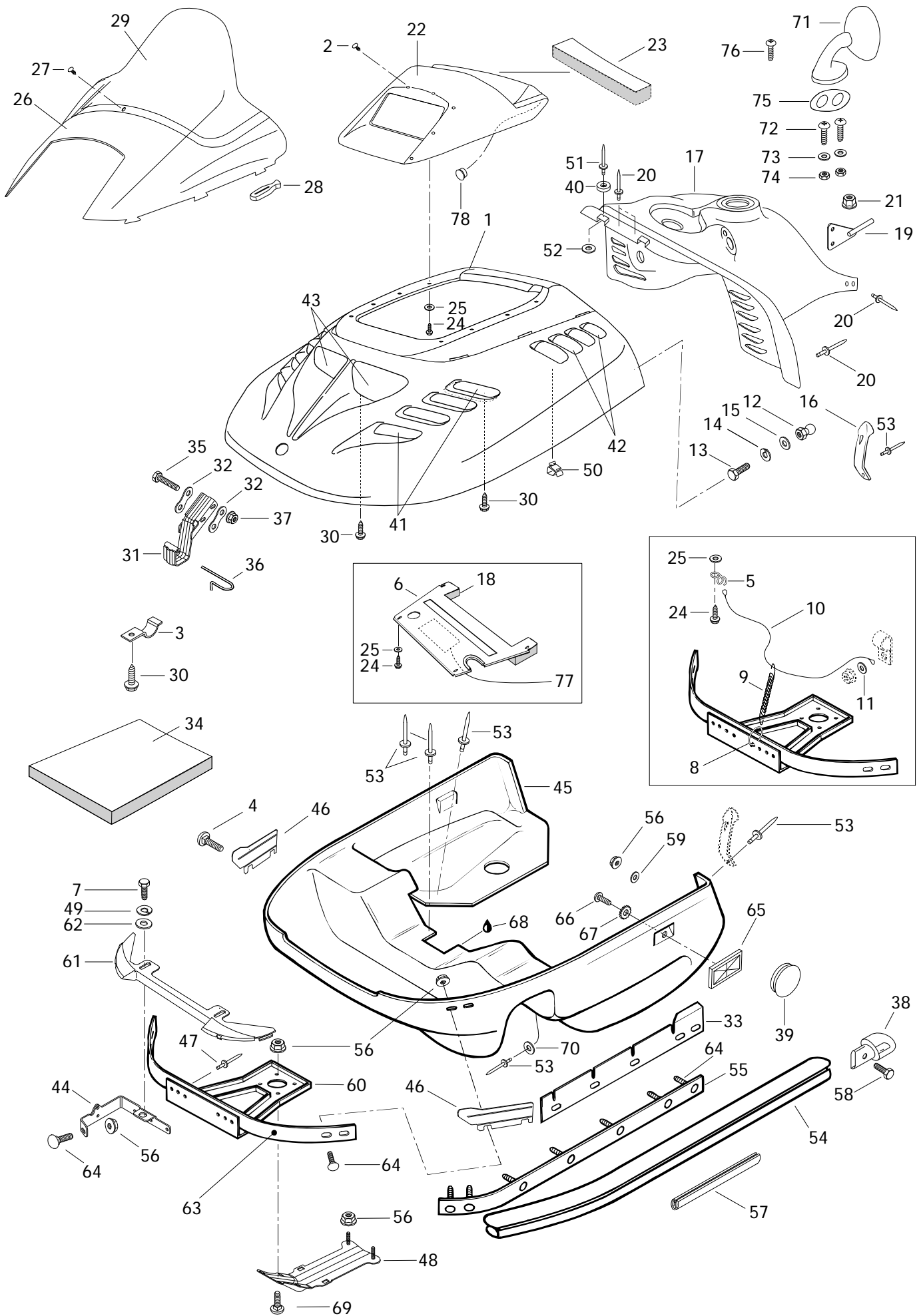
## Frame and Accessories Châssis et accessoires

GRAND TOURING  
SE

<b>31</b>	518 3139 00	Bracket-Inner .....	Attache intérieure .....	1
<b>32</b>	390 9092 00	Avex Rivet (Short) .....	Rivet Avex (court) .....	2
<b>N 33</b>	518 3167 72	R.H. Reinf. Plate .....	Plaque de renfort DR .....	1
<b>N</b>	518 3167 73	L.H. Reinf. Plate .....	Plaque de renfort GA .....	1
<b>N 34</b>	— XXX —	Seat Bracket .....	Attache de siège .....	1
<b>35</b>	414 8594 00	Cap .....	Capuchon .....	1
<b>36</b>	222 0516 65	Hex Screw M5 x 16 .....	Vis hex. M5 x 16 .....	2
<b>37</b>	518 3047 46	Reinforcement-Footrest .....	Renfort de marche-pied .....	2
<b>38</b>	228 7510 45	Flanged Elastic Nut M5 .....	Écrou élastique à épaulement M5 .....	2
<b>39</b>	517 2760 00	Rope Guide .....	Guide de corde .....	1
<b>N 40</b>	— XXX —	Bracket .....	Attache .....	5
<b>41</b>	517 1243 00	Washer .....	Rondelle .....	5
<b>42</b>	390 4072 00	Rivet .....	Rivet .....	5

Parts marked with «XXX» are not available as spare parts.

Les articles marqués d'un «XXX» ne sont pas disponibles comme pièces de remplacement.

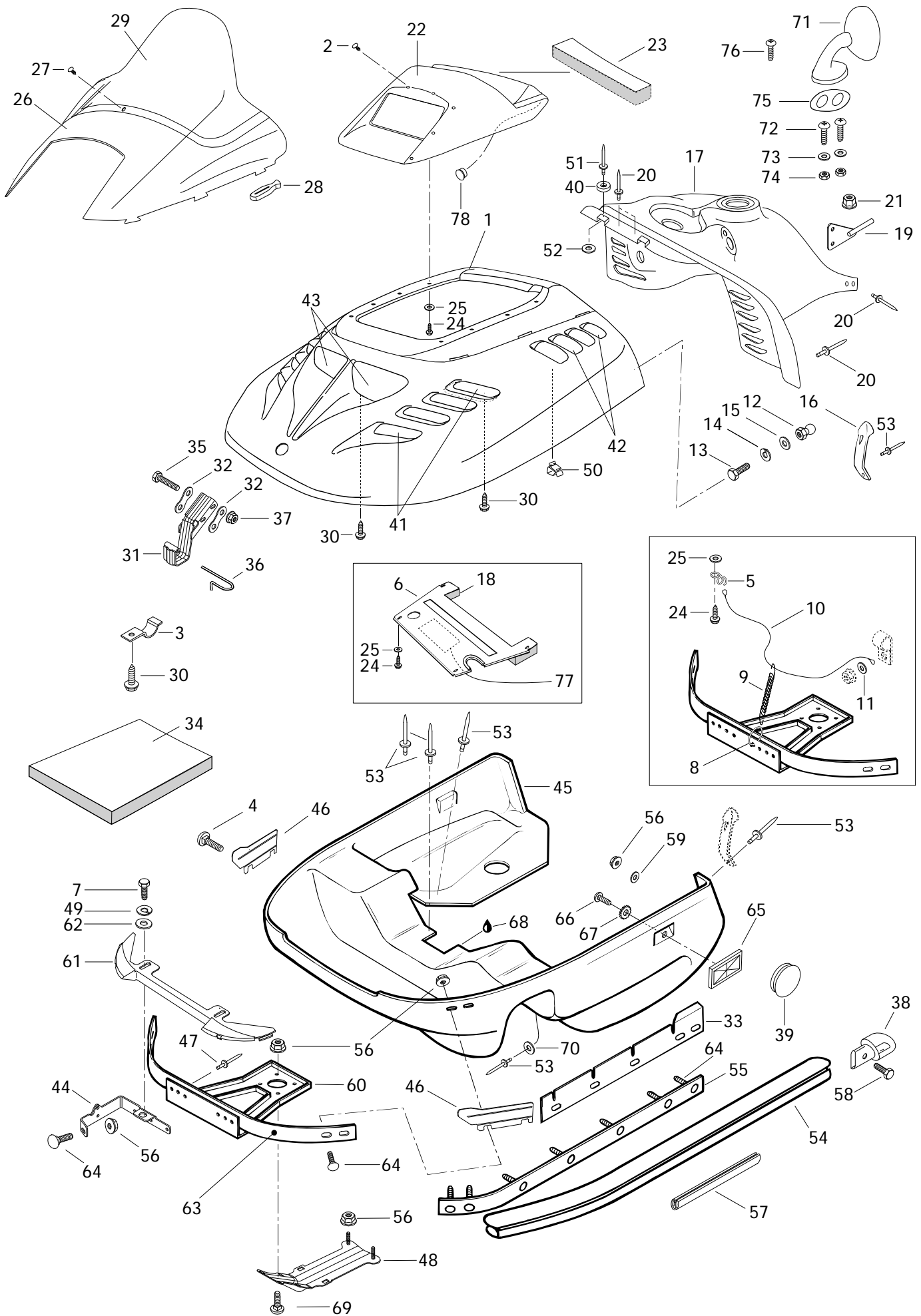




# Cab, Console Capot, console

GRAND TOURING  
SE

<b>N 1</b>	572 0793 26	Cab (Blue) .....	Capot (Bleu) .....	1
<b>2</b>	414 9395 00	Dart-Wind Shield (Black) .....	Dard pare-brise (noir) .....	8
<b>3</b>	517 2744 00	Bracket .....	Attache .....	2
<b>4</b>	732 6012 14	Carriage Bolt M6 x 20 .....	Vis de carrosserie M6 x 20 .....	1
<b>5</b>	517 2628 00	Bracket .....	Attache .....	2
<b>6</b>	572 0817 00	Air Deflector .....	Déфлектор d'air .....	1
<b>7</b>	222 0616 65	Hex. Screw M6 x 16 .....	Vis hex. M6 x 16 .....	2
<b>N 8</b>	415 0583 00	Ring .....	Bague .....	2
<b>9</b>	414 7633 00	Spring .....	Ressort .....	2
<b>10</b>	414 2123 00	Cab Retainer Cable .....	Câble de retenue .....	2
<b>11</b>	224 0602 01	Washer 6 mm .....	Rondelle 6 mm .....	2
<b>12</b>	517 2458 00	Button .....	Bouton .....	2
<b>13</b>	222 0514 65	Hex. Screw M5 x 14 .....	Vis hex. M5 x 14 .....	2
<b>14</b>	224 7510 90	Lock Washer 5 mm .....	Rondelle frein 5 mm .....	2
<b>15</b>	391 3016 00	Washer 5 mm .....	Rondelle 5 mm .....	2
<b>16</b>	570 0271 00	Hood Latch .....	Loquet de capot .....	2
<b>N 17</b>	572 0751 02	Tank Cover .....	Cache-réservoir .....	1
<b>18</b>	415 0262 00	Acoustic Foam .....	Mousse isolante .....	1
<b>19</b>	517 2607 00	L.H. Bracket Plate .....	Plaque d'attache gauche .....	1
	517 2607 01	R.H. Bracket Plate .....	Plaque d'attache droite .....	1
<b>20</b>	390 4065 00	Rivet .....	Rivet .....	8
<b>21</b>	228 7610 45	Elastic Flanged Stop Nut M6 .....	Écrou élastique à épaulement M6 .....	2
<b>N 22</b>	561 7232 00	Dash .....	Tableau de bord .....	1
<b>23</b>	414 9661 00	Air Filter .....	Filtre à air .....	1
<b>24</b>	365 9014 00	Hex. Tapping Screw #12 .....	Vis hex. autotaraudeuse #12 .....	6
<b>25</b>	224 0612 01	Washer 6 mm .....	Rondelle 6 mm .....	6
<b>26</b>	572 0434 00	Windshield Support (Smoked) .....	Support de pare-brise (Fumé) .....	1
<b>27</b>	414 9395 00	Dart (Black) .....	Dard (noir) .....	9
<b>28</b>	570 0238 00	Windshield Latch .....	Attache de pare-brise .....	6
<b>29</b>	414 9391 00	High Windshield .....	Pare-brise haut .....	1
<b>30</b>	732 6012 10	Hex. Tapping Screw #8 x 3/8 .....	Vis hex. autotaraudeuse #8 x 3/8 .....	10
<b>31</b>	517 2735 00	Hinge .....	Charnière .....	2
<b>32</b>	517 2743 00	Plate .....	Plaque .....	4
<b>33</b>	517 2795 00	R.H. Cab Guide (Rear) .....	Guide de capot droit (arrière) .....	1
	517 2796 00	L.H. Cab Guide (Rear) .....	Guide de capot gauche (arrière) .....	1
<b>34</b>	414 6324 00	Foam-Acoustic (74" x 34" x 1/2" Thk)	Mousse isolante (74" x 34" x 1/2" ép.)	@
	414 6319 00	Foam-Acoustic (74" x 34" x 1" Thk)....	Mousse isolante (74" x 34" x 1" ép.)..	@
<b>35</b>	222 0655 65	Hex. Screw M6 x 55 .....	Vis hex. M6 x 55 .....	4

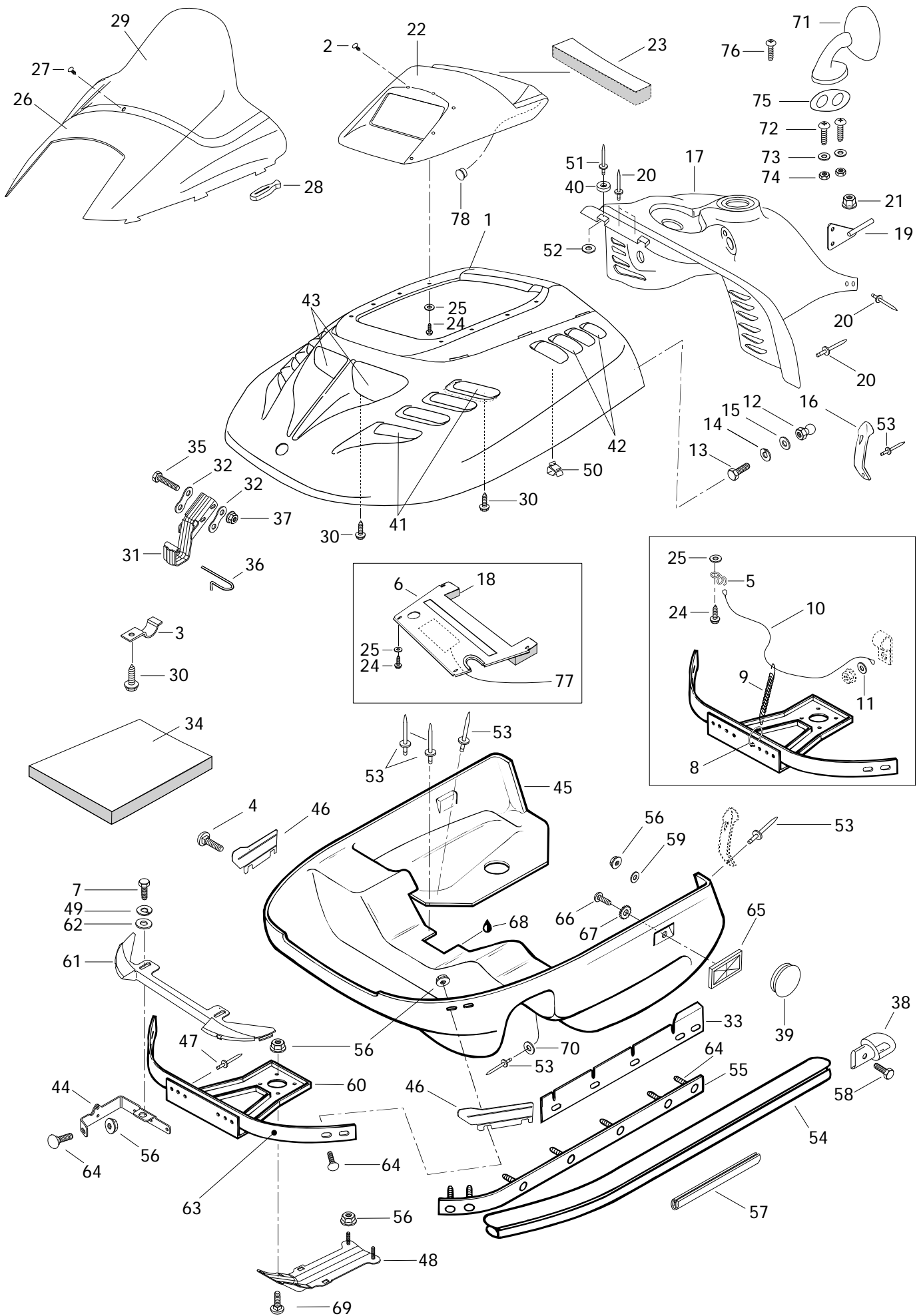




# Cab, Console Capot, console

GRAND TOURING  
SE

<b>36</b>	414 9398 00	R.H. Pin .....	Goupille droite .....	1
	414 9398 02	L.H. Pin .....	Goupille gauche .....	1
<b>37</b>	228 7610 45	Elastic Flanged Stop Nut M6 .....	Écrou élastique à épaulement M6 .....	4
<b>38</b>	572 0367 00	R.H. Cap .....	Capuchon droit .....	1
	572 0368 00	L.H. Cap .....	Capuchon gauche .....	1
<b>N 39</b>	570 0451 05	Bottom Pan Cap (Blue Velvet) .....	Capuchon de coque (bleu velours) .....	1
<b>40</b>	415 0181 00	Rubber Stopper .....	Butée de caoutchouc .....	4
<b>41</b>	517 2762 00	Right Front Grill .....	Grille avant droite .....	1
	517 2763 00	Left Front Grill .....	Grille avant gauche .....	1
<b>42</b>	517 2843 00	Right Rear Grill .....	Grille arrière droite .....	1
	517 2832 00	Left Rear Grill .....	Grille arrière gauche .....	1
<b>43</b>	517 2764 00	Central Grill .....	Grille centrale .....	1
<b>44</b>	517 2732 00	R.H Hinge Bracket .....	Attache de charnière droite .....	1
	517 2733 00	L.H Hinge Bracket .....	Attache de charnière gauche .....	1
<b>N 45</b>	572 0761 04	Bottom Pan (Blue Velvet) .....	Coque (bleu velours) .....	1
<b>46</b>	517 2790 00	Front Guide R.H. ....	Guide avant droit .....	1
	517 2791 00	Front Guide L.H. ....	Guide avant gauche .....	1
<b>47</b>	390 4020 00	Rivet .....	Rivet .....	6
<b>48</b>	506 1230 00	Link Plate .....	Plaque de raccord .....	1
<b>49</b>	224 7611 10	Lock Washer 6 mm .....	Rondelle-frein 6 mm .....	2
<b>50</b>	414 2273 00	Clip .....	Pince .....	4
<b>51</b>	390 4016 00	Rivet .....	Rivet .....	4
<b>52</b>	391 3008 00	Washer .....	Rondelle .....	4
<b>N 53</b>	390 9097 00	Rivet (Blue Velvet) .....	Rivet (bleu velours) .....	30
<b>54</b>	517 2439 02	Front Bumper .....	Pare-chocs avant .....	1
<b>55</b>	414 9674 00	Strip Located .....	Bande localisation .....	2
<b>56</b>	228 7610 45	Elastic Flanged Stop Nut M6 .....	Écrou élastique à épaulement M6 .....	24
<b>N 57</b>	414 9685 01	Bumper Moulding (Blue) .....	Moulure de pare-choc (Bleu) .....	@
<b>58</b>	732 6011 48	Cap Screw .....	Vis de capuchon .....	2
<b>59</b>	224 0602 01	Washer .....	Rondelle .....	4
<b>60</b>	517 2712 00	Front Reinforcement .....	Renfort avant .....	1
<b>61</b>	572 0591 00	Front Moulding .....	Enjoliveur avant .....	1
<b>62</b>	224 0612 01	Washer 6 mm .....	Rondelle 6 mm .....	2
<b>63</b>	517 2747 00	Hinge Bracket .....	Attache charnière .....	1
<b>64</b>	222 2625 65	Carriage Bolt M6 x 25 .....	Vis de carrosserie M6 x 25 .....	15
<b>65</b>	414 5102 00	Amber Reflector .....	Réfecteur ambre .....	2
<b>66</b>	222 8510 65	Phillips Screw M5 x 10 .....	Vis cruciforme M5 x 10 .....	2
<b>67</b>	224 1511 01	External Tooth Lock Washer 5 mm .....	Rondelle-frein à dents ext. 5 mm .....	2







## Cab, Console Capot, console

GRAND TOURING  
SE

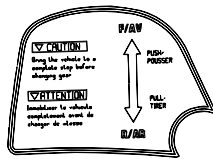
<b>68</b>	293 5300 11	Sealant Sikaflex Black .....	Enduit étanche sikaflex noir .....	@
<b>69</b>	222 2620 65	Carriage Bolt M6 x 20 .....	Vis de carrosserie M6 x 20 .....	4
<b>70</b>	517 1243 00	Washer .....	Rondelle .....	4
<b>71</b>	414 9719 10	Mirror R.H. ....	Miroir droit .....	1
	414 9720 10	Mirror L.H. ....	Miroir gauche .....	1
<b>72</b>	222 8420 65	Machined Screw M4 x 16 .....	Vis machinée M4 x 16 .....	4
<b>73</b>	517 1243 00	Washer .....	Rondelle .....	4
<b>74</b>	228 5410 45	Elastic Nut M4 .....	Écrou élastique M4 .....	4
<b>75</b>	572 0392 00	Shim R.H. ....	Espaceur droit .....	1
	572 0391 00	Shim L.H. ....	Espaceur gauche .....	1
<b>76</b>	222 8430 65	Machined Screw M4 x 30 .....	Vis machinée M4 x 30 .....	4
<b>77</b>	415 0256 00	Front Deflector Foam .....	Mousse de déflecteur avant .....	1
<b>78</b>	572 0515 00	Cap .....	Bouchon .....	2



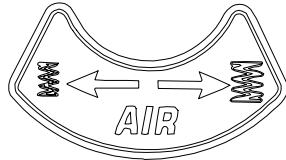
2



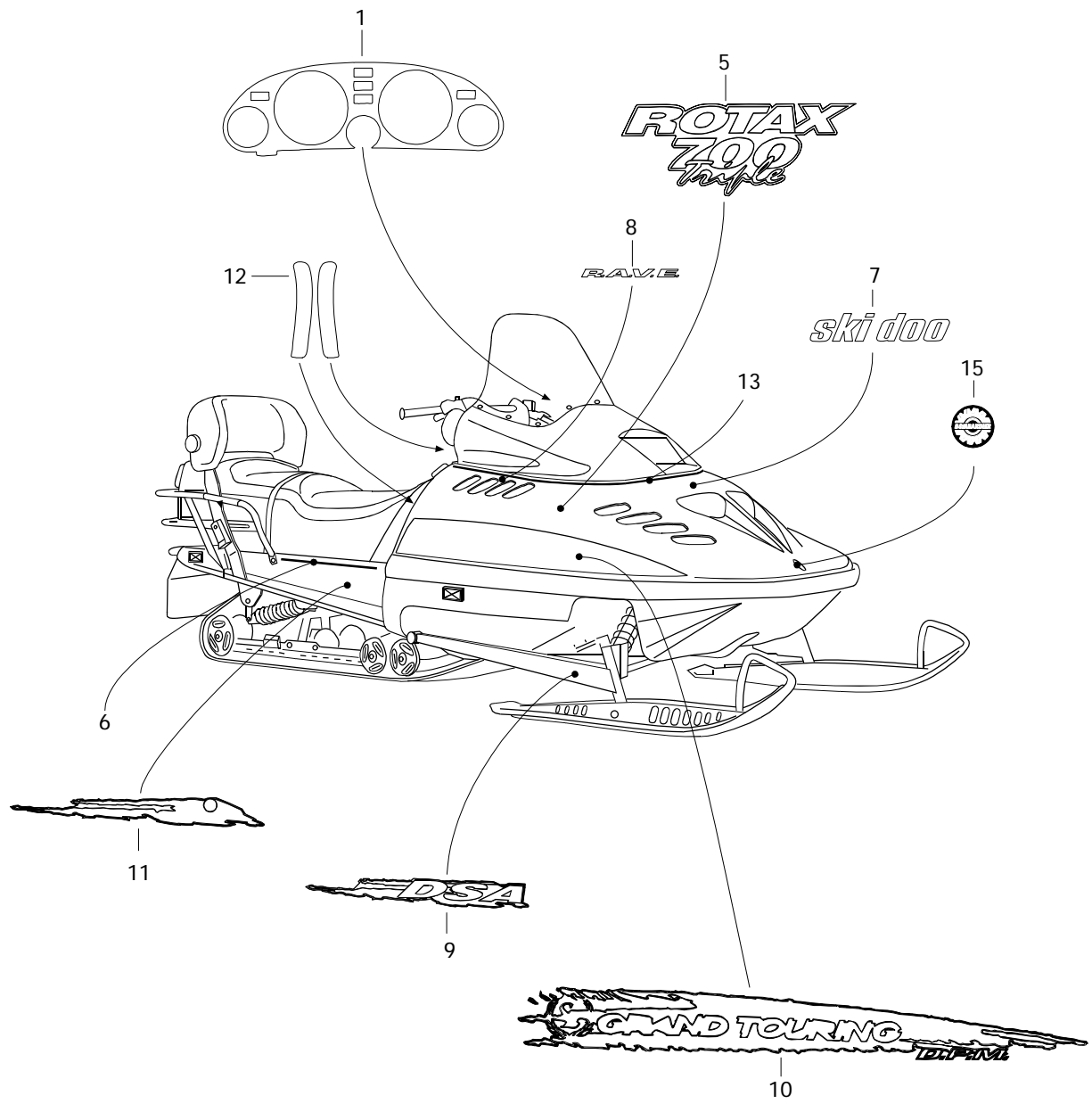
3



14



16





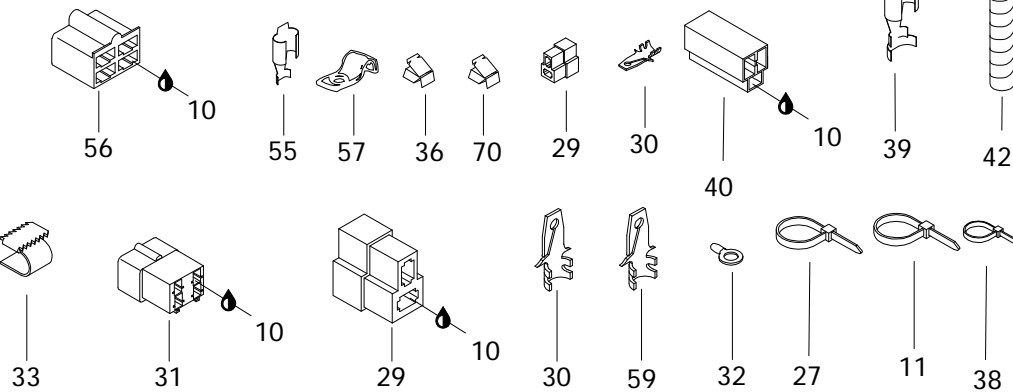
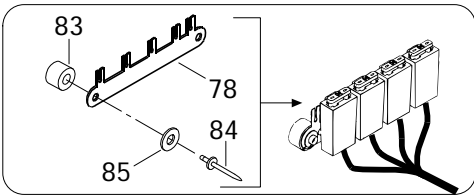
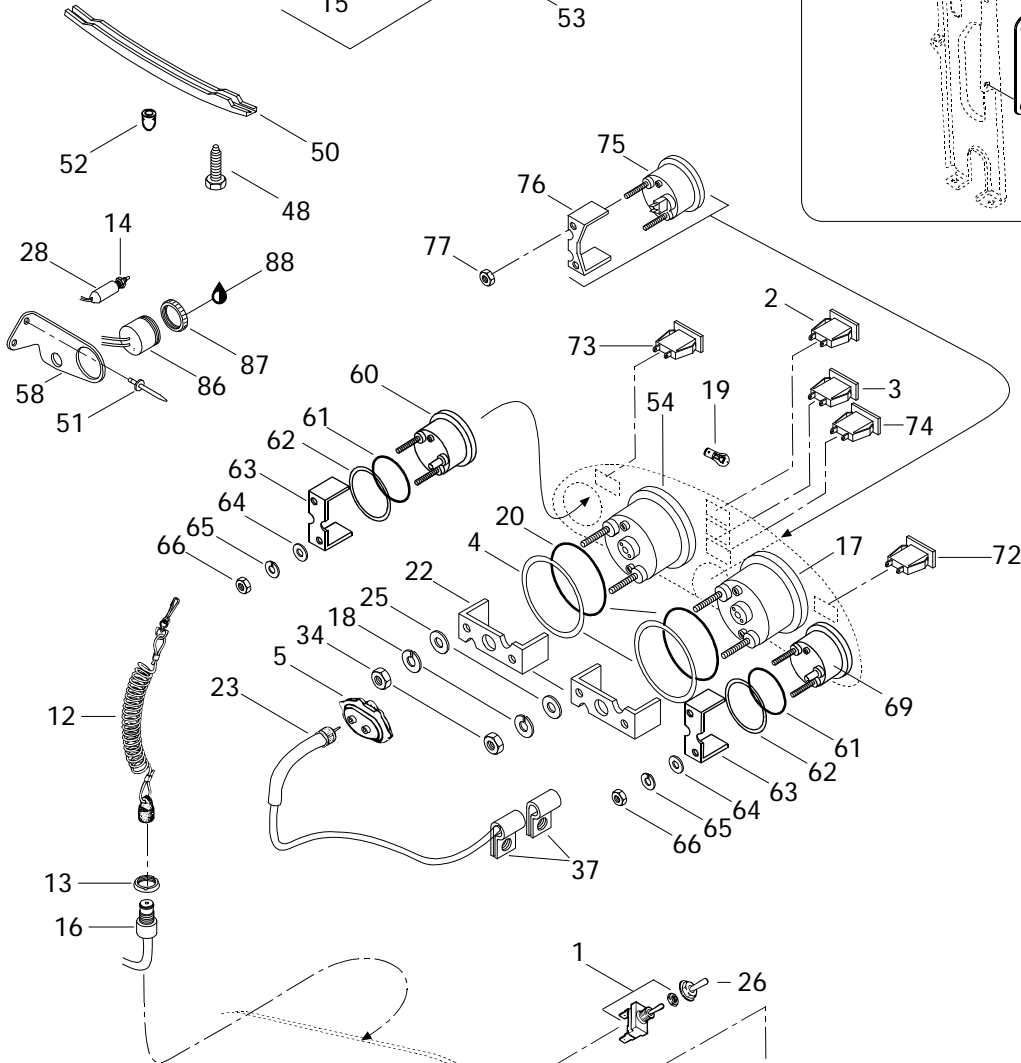
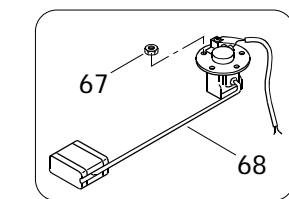
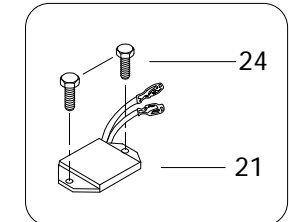
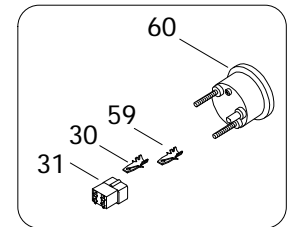
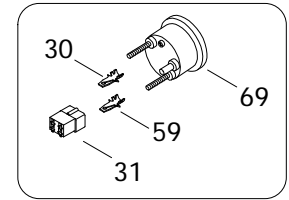
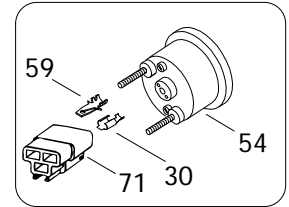
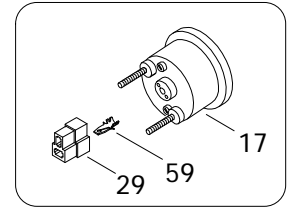
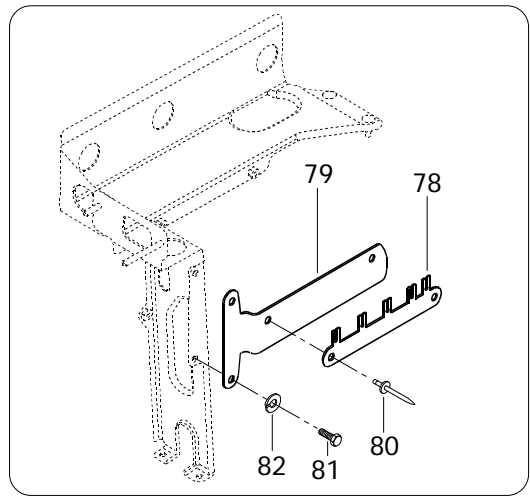
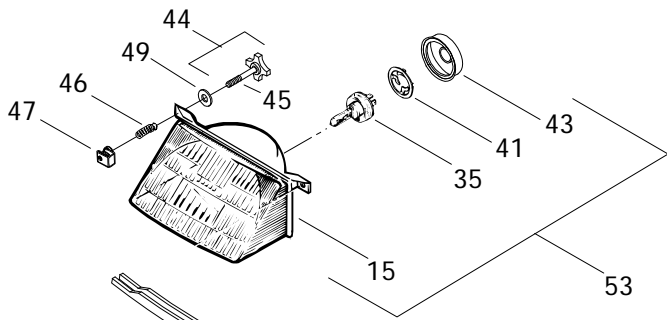
## Decal Décalcomanie


GRAND TOURING  
SE

<b>N 1</b>	418 0008 02	Dash Decal .....	Décalque du tableau de bord .....	1
<b>N 2</b>	418 0013 00	Electric Decal .....	Décalque électrique .....	1
<b>N 3</b>	418 0017 00	Warning Decal .....	Décalque d'avertissement .....	1
<b>N 4</b>	415 0898 00	<b>Hood Decal Kit</b> (not shown) .....	<b>Ens. de décalques du capot</b> (non ill.)	
		(Incl. 1,2,3,5,6,7,8,10,12,13,14,16) .....	(Incl. 1,2,3,5,6,7,8,10,12,13,14,16) .....	1
<b>N 5</b>	418 0001 02	«ROTAX 700» Decal .....	Décalque «ROTAX 700» .....	2
<b>N 6</b>	418 0010 08	Frame Stripe Decal .....	Bande décorative du châssis .....	—
<b>N 7</b>	418 0000 01	«Ski-Doo» Decal .....	Décalque «Ski-Doo» .....	1
<b>N 8</b>	418 0009 00	RAVE Decal .....	Décalque-RAVE .....	2
<b>N 9</b>	415 0572 00	Arm Decal Kit .....	Ens. de décalques de bras .....	1
<b>N 10</b>	415 0780 00	Side Decal Kit .....	Ens. de décalques latéraux .....	1
<b>N 11</b>	415 0580 00	Frame Forming Decal Kit .....	Ens. de décalques de tunnel .....	1
<b>N 12</b>	414 9375 10	Reflector Decal Kit (Blue) .....	Ens. de décalques réflecteurs (bleu) ...	1
<b>N 13</b>	418 0010 00	Front Stripe Decal .....	Bandes décoratives avant .....	2
<b>14</b>	414 9622 00	Reverse Decal .....	Décalque de renverse .....	1
<b>N 15</b>	415 0378 00	BOMBARDIER Logo .....	Logo BOMBARDIER .....	1
<b>N 16</b>	418 0019 00	Switch Decal (Air) .....	Décalque d'interrupteur (air) .....	1

All decals must be ordered and installed when replacing cab or frame.

Tous les décalques doivent être commandés et installés lorsqu'un capot ou un châssis est remplacé.

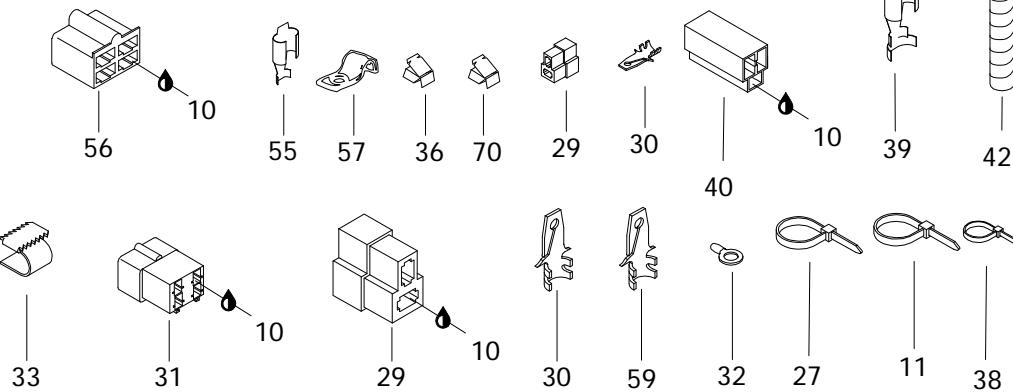
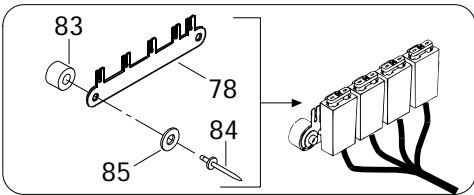
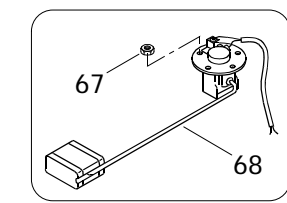
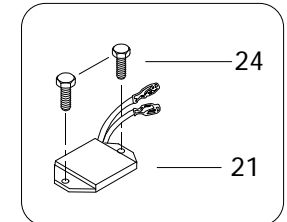
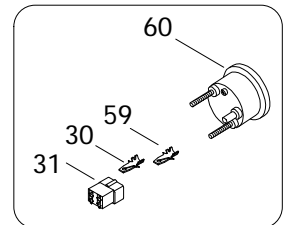
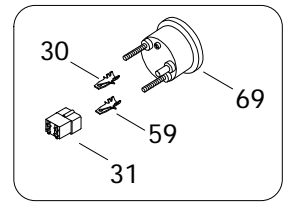
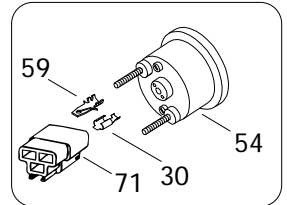
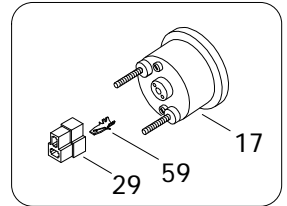
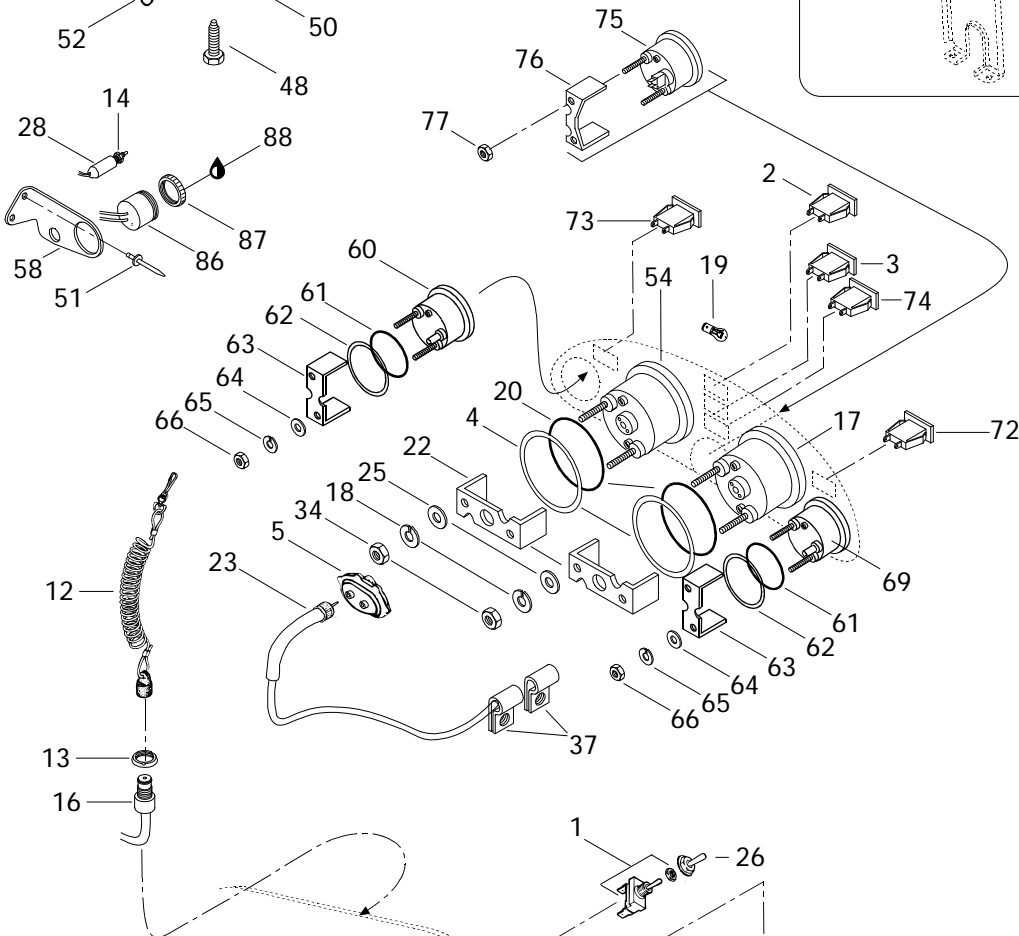
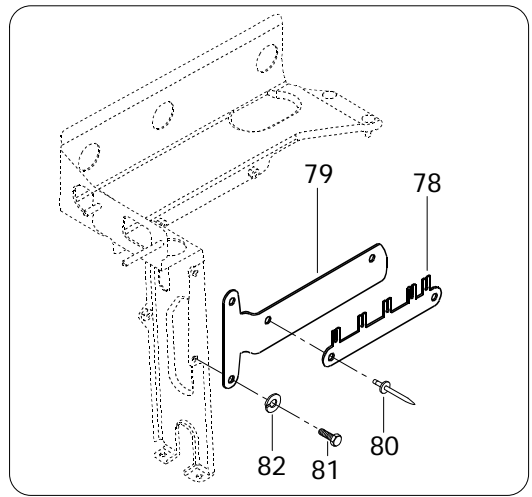
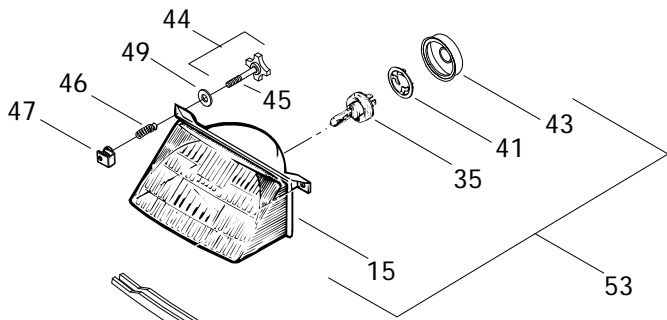





# Electrical System Système électrique

GRAND TOURING  
SE

<b>N 1</b>	410 1115 00	Switch (Compressor) .....	Interrupteur (compresseur).....	1
<b>2</b>	410 1095 00	Pilot Lamp (Oil Level) .....	Lampe témoin (niveau d'huile).....	1
<b>3</b>	410 1096 00	Pilot Lamp (Headlamp).....	Lampe témoin (feu de route).....	1
<b>4</b>	517 2585 00	Washer .....	Rondelle .....	2
<b>5</b>	572 0223 00	Drive Angle .....	Correcteur de vitesse .....	1
<b>6</b>	414 9917 00	Blank Key (Plastic, PQG/5) .....	Clé vierge (Plastique, PQT/5) .....	@
<b>7</b>	570 0137 00	Boot .....	Protecteur .....	1
<b>8</b>	410 1078 00	Face Nut .....	Écrou avant .....	1
<b>N 9</b>	410 1113 00	Ignition Switch .....	Interrupteur d'allumage .....	1
<b>10</b>	413 7017 00	Dielectric Grease, 3 oz .....	Graisse diélectrique, 3 oz .....	@
<b>11</b>	748 0010 01	Tie Rap .....	Attache .....	@
<b>N 12</b>	515 1669 00	Switch Cap Ass'y .....	Capuchon ass. ....	1
<b>13</b>	278 0005 08	Switch Nut .....	Écrou sécurité .....	1
<b>14</b>	732 6100 75	Nut .....	Écrou .....	1
<b>N 15</b>	410 6093 00	Headlamp .....	Phare avant .....	1
<b>N 16</b>	515 1668 00	Terminal Ass'y .....	Borne ass. ....	1
<b>N 17</b>	415 0340 00	Speedometer (KMH) .....	Indicateur de vitesse (KMH).....	1
<b>N</b>	415 0341 00	Speedometer (MPH).....	Indicateur de vitesse (MPH) .....	@
<b>18</b>	414 8067 00	Lock Washer .....	Rondelle-frein .....	4
<b>19</b>	410 5042 00	Instrumentation Bulb .....	Ampoule de cadran .....	@
<b>20</b>	414 8071 00	O-Ring .....	Joint torique .....	2
<b>N 21</b>	515 1670 00	Voltage Regulator .....	Régulateur de tension .....	1
<b>22</b>	414 8065 00	Case Holder .....	Support de boîtier .....	2
<b>23</b>	414 7614 00	Speedometer Cable .....	Câble de l'indicateur de vitesse.....	1
<b>24</b>	732 6000 05	Hex. Screw M6 x 20.....	Vis hex. M6 x 20.....	2
<b>25</b>	414 8068 00	Washer .....	Rondelle .....	4
<b>26</b>	570 0139 00	Switch Cover .....	Couvre interrupteur .....	2
<b>27</b>	414 1152 00	Tie Rap .....	Attache .....	@
<b>N 28</b>	515 1673 00	Switch Ass'y .....	Interrupteur ass. ....	1
<b>29</b>	409 2045 00	Male Connector .....	Connecteur mâle .....	@
<b>30</b>	561 5034 00	Tab Connector .....	Raccord mâle .....	@
<b>31</b>	409 2042 00	Tab Connector Housing .....	Logement de raccord mâle.....	@
<b>32</b>	409 0032 00	Barrel-Open .....	Cosse à anneau .....	@
<b>33</b>	409 2056 00	Clip .....	Pince .....	@
<b>34</b>	414 8069 00	Nut .....	Écrou .....	4
<b>35</b>	410 5037 00	Halogen Bulb 60/55 W .....	Ampoule halogène 60/55 W .....	1
<b>36</b>	414 9434 00	Clip .....	Pince .....	@
<b>37</b>	414 1760 00	Clip .....	Pince .....	2

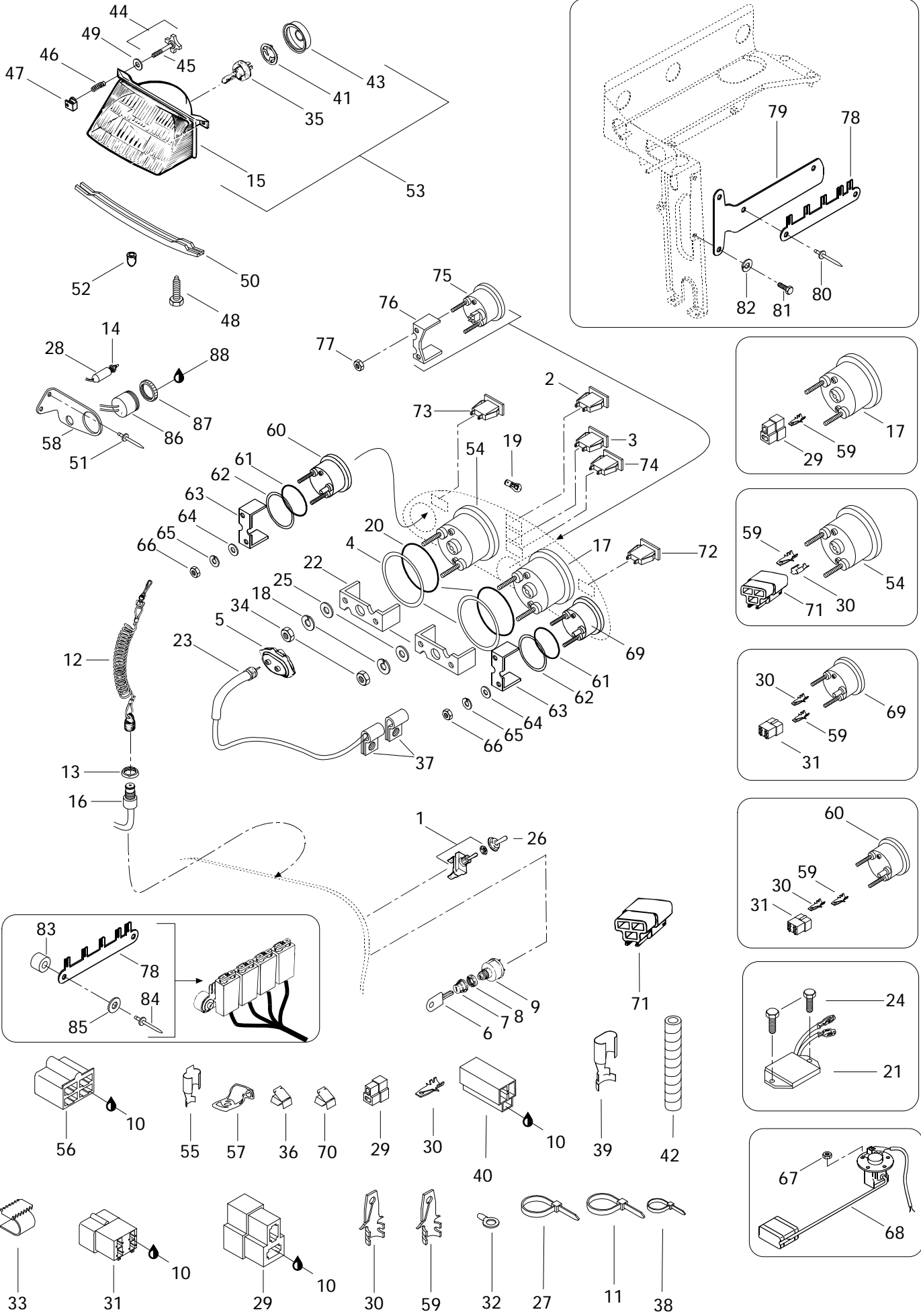





# Electrical System Système électrique

GRAND TOURING  
SE

<b>38</b>	414 6777 00	Tie Rap .....	Attache .....	@
<b>39</b>	561 5031 00	Female Receptacle .....	Raccord femelle .....	@
<b>40</b>	409 2043 00	Receptable Housing .....	Logement raccord femelle .....	@
<b>41</b>	410 6083 00	Bulb Holder .....	Porte-ampoule .....	1
<b>42</b>	414 6124 00	Tubing .....	Gaine .....	@
<b>43</b>	410 6071 00	Protector Cap .....	Capuchon protecteur .....	1
<b>44-45</b>	415 0061 00	<b>Adjuster Screw Ass'y</b> .....	<b>Vis d'ajustement ass.</b> .....	2
<b>45</b>	732 6030 04	Screw M4 x 40 .....	Vis M4 x 40 .....	2
<b>46</b>	517 1660 00	Spring .....	Ressort .....	2
<b>47</b>	572 0786 00	Projector Nut .....	Écrou de phare .....	2
<b>48</b>	365 9011 00	Hex. Screw Tapping .....	Vis hex.autotaraudeuse .....	2
<b>49</b>	517 2259 00	Washer .....	Rondelle .....	2
<b>50</b>	517 2493 00	Headlamp Support .....	Support de phare avant .....	1
<b>51</b>	390 4036 00	Rivet .....	Rivet .....	2
<b>52</b>	410 6082 00	Rubber Stopper .....	Butée de caoutchouc .....	1
<b>N 53</b>	410 6091 00	<b>Headlamp Ass'y (Incl. 15,35,41,43)</b> .....	<b>Phare avant ass. (incl. 15,35,41,43)</b> .....	1
<b>N 54</b>	415 0570 00	Tachometer .....	Compte-tours .....	1
<b>55</b>	561 5032 00	Female Receptacle .....	Raccord femelle .....	@
<b>56</b>	409 2049 00	Female Housing .....	Logement de raccord femelle .....	@
<b>57</b>	517 2744 00	Bracket .....	Attache .....	@
<b>N 58</b>	517 2853 00	Horn Support .....	Support d'avertisseur .....	1
<b>59</b>	409 2061 00	Male Terminal .....	Connecteur mâle .....	@
<b>N 60</b>	415 0429 00	Fuel Gauge .....	Indicateur du niveau d'essence .....	1
<b>61</b>	414 8072 00	Packing .....	Joint torique .....	2
<b>62</b>	517 2586 00	Washer .....	Rondelle formée .....	2
<b>63</b>	414 8066 00	Case Holder .....	Support de boîtier .....	2
<b>64</b>	391 3017 00	Washer .....	Rondelle .....	4
<b>65</b>	414 8337 00	Lock Washer .....	Rondelle-frein .....	4
<b>66</b>	414 8336 00	Nut .....	Écrou .....	4
<b>67</b>	228 5510 45	Nut Hex. Elastic M5 .....	Écrou élastique à épaulement M5 .....	5
<b>N 68</b>	580 6511 00	Fuel Sender Ass'y .....	Capteur du niveau d'essence .....	1
<b>N 69</b>	415 0428 00	Temperature Gauge .....	Indicateur de température .....	1
<b>70</b>	414 2273 00	Clip .....	Pince .....	@
<b>71</b>	409 0086 00	Male Housing .....	Bloc mâle .....	@
<b>72</b>	410 1093 00	Pilot Lamp (Heated Handle) .....	Lampe témoin (poignée chauffante) ...	1
<b>73</b>	410 1094 00	Pilot Lamp (Heated Thumb) .....	Lampe témoin (chauffe pouce) .....	1
<b>N 74</b>	410 1114 00	Pilot Lamp (Antitheft) .....	Lampe témoin (antivol) .....	1
<b>N 75</b>	415 0435 00	Pressure Gauge .....	Indicateur de pression .....	1



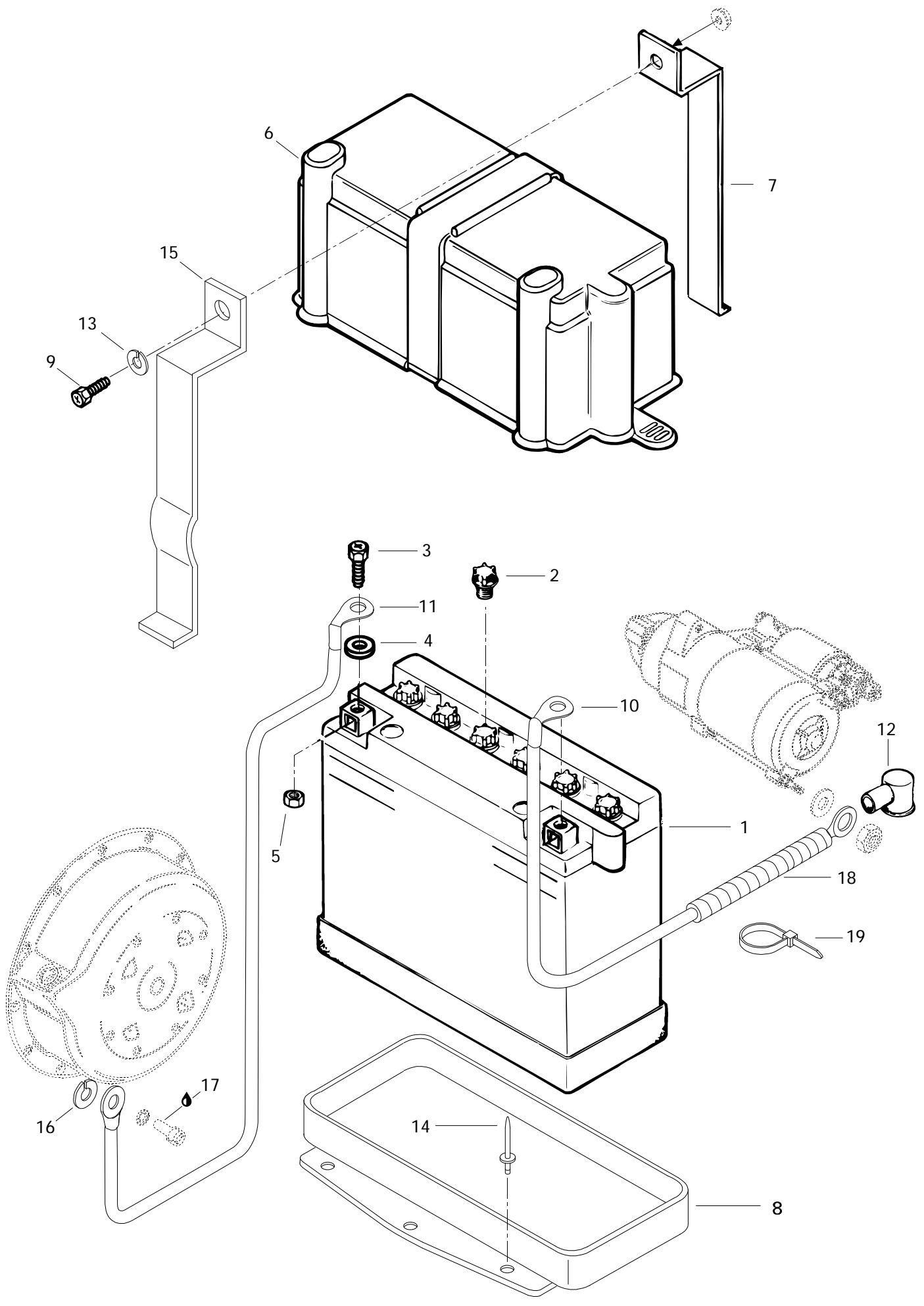





## Electrical System Système électrique

GRAND TOURING  
SE

<b>N 76</b>	415 0435 02	Gauge Holder .....	Support de boîtier .....	1
<b>77</b>	228 7410 45	Elastic Flanged Nut M4 .....	Écrou élastique à épaulement M4 .....	2
<b>N 78</b>	517 2941 00	Housing Support .....	Support de logements .....	2
<b>N 79</b>	517 2930 00	Support .....	Support .....	1
<b>80</b>	390 4024 00	Rivet .....	Rivet .....	2
<b>81</b>	222 0612 65	Hex Screw M6 x 12 .....	Vis hex. M6 x 12 .....	2
<b>82</b>	224 7611 10	Lock Washer 6 mm .....	Rondelle frein 6 mm .....	2
<b>83</b>	517 2236 00	Spacer .....	Entretoise .....	2
<b>84</b>	390 9080 00	Rivet .....	Rivet .....	2
<b>85</b>	517 2259 00	Washer .....	Rondelle .....	2
<b>N 86</b>	415 0609 00	Horn .....	Avertisseur .....	1
<b>87</b>	414 8051 01	Plastic Nut .....	Écrou de plastique .....	1
<b>88</b>	293 8000 33	Silicone Sealant, Adchem Clear 4511 .	Enduit étanche au silicone, Adchem clair 4511 .	@





# Electric System Système électrique

GRAND TOURING  
SE

<b>1-5</b>	410 3011 00	Battery .....	Batterie .....	1
<b>2</b>	410 3008 00	Battery Cap .....	Bouchon de batterie .....	6
<b>3</b>	222 0616 65	Hex Screw M6 x 16 .....	Vis hex. M6 x 16 .....	2
<b>4</b>	391 3021 00	Washer .....	Rondelle .....	2
<b>5</b>	228 0610 45	Nut M6 .....	Écrou M6 .....	2
<b>6</b>	570 0220 00	Battery Cover .....	Couvercle de batterie .....	1
<b>N 7</b>	517 2860 00	Steel Strip (Weld) .....	Lanière (soudée) .....	1
<b>N 8</b>	517 2862 00	Battery Seat .....	Siège de batterie .....	1
<b>9</b>	222 0520 65	Screw M5 x 20 .....	Vis M5 x 20 .....	1
<b>10</b>	515 1613 00	Current Wire .....	Fil de batterie .....	1
<b>11</b>	515 1575 00	Ground Wire .....	Fil de mise à la masse .....	1
<b>12</b>	570 1510 00	Protector Cap .....	Capuchon protecteur .....	1
<b>13</b>	224 7510 90	Washer Lock 5 mm .....	Rondelle-frein 5 mm .....	1
<b>14</b>	390 4022 00	Rivet .....	Rivet .....	6
<b>N 15</b>	517 2861 00	Steel Strip .....	Lanière de métal .....	1
<b>16</b>	394 0019 00	Lock Washer .....	Rondelle-frein .....	1
<b>17</b>	413 7074 00	Loctite 271, 10cc .....	Loctite 271, 10cc .....	@
<b>18</b>	414 6124 00	Tubing .....	Gaine .....	@
<b>19</b>	414 1152 00	Tie-Rap .....	Attache .....	@



# Numerical Index

## Index numérique

211 0000 74	Page:D9	222 8616 13	Page:B8	228 7810 45		404 1095 00	Page:B10
211 2000 21	Page:D9	222 9035 65	Page:D4		Page:B1,C7,C10,C12,D5	404 1120 00	Page:B11
213 0000 00	Page:C12	222 9616 65	Page:B12	278 0005 08	Page:E4	404 1170 00	Page:B10
213 0000 03	Page:D2,D4	222 9620 65	Page:A9,B2	293 5300 11	Page:E2	404 1213 00	Page:B10
216 3625 60	Page:C12	222 9625 65	Page:A5	293 5500 14	Page:C7,C10	404 1221 00	Page:B10
222 0025 65	Page:B1	222 9650 65	Page:C3	293 7500 01	Page:C7	404 1229 00	Page:B10
222 0035 65	Page:C6,D4	222 9820 65	Page:A10,A12	293 8000 33	Page:C1,E6	404 1313 00	Page:B10
222 0050 65	Page:B12	222 9825 65	Page:A12,C9,C12	364 9016 00	Page:C2	404 1317 00	Page:B11
222 0055 65	Page:C9	222 9830 65	Page:D4	365 9011 00	Page:D7,E5	404 1398 00	Page:B10
222 0060 65	Page:C9,D2	222 9835 65	Page:C7	365 9014 00	Page:D12	404 1474 00	Page:B10
222 0240 65	Page:C12,D2	223 5630 65	Page:C5	371 0063 00	Page:C1	404 1490 00	Page:B10
222 0250 75	Page:C9	224 0012 11		371 8002 00	Page:D9	404 1524 00	Page:B10
222 0285 65	Page:C7		Page:B1,B12,D2,D4,D5	371 9017 00	Page:B12,C12	404 1525 00	Page:B11
222 0290 65	Page:C9	224 0022 51	Page:C10	371 9031 00	Page:C5	404 1534 00	Page:B10
222 0514 65	Page:C1,D12	224 0212 51	Page:D1,D2,D3	371 9071 00	Page:D4	404 1548 00	Page:B10
222 0516 65	Page:D11	224 0602 01	Page:B2,D12,E1	371 9104 00	Page:C9	404 1552 00	Page:B10
222 0520 65	Page:B2,B12,E7	224 0611 21	Page:B8,D9	389 8043 00	Page:C2	404 1569 00	Page:B10
222 0525 65	Page:C12	224 0611 51		390 4016 00	Page:E1	404 1579 00	Page:B10
222 0540 65	Page:C12		Page:B3,B5,B12,C3,C10,D10	390 4020 00	Page:E1	405 4030 00	Page:B12
222 0612 65	Page:B5,E6	224 0612 01	Page:B2,B5,D12,E1	390 4022 00		405 4039 00	Page:C2,C11
222 0616 65		224 0811 71			Page:B9,C6,C8,D9,D10,E7	405 4044 00	Page:B12,C11
	Page:A11,B2,B3,B5,B12,D12,E7		Page:A12,B1,C5,C10,D1,D2,D4,D7	390 4023 00	Page:C8,C9	405 4045 00	Page:C12,D1,D4
222 0620 65		224 0812 01	Page:C1,C5,D4,D8	390 4024 00	Page:B8,D10,E6	405 4083 00	Page:C5
	Page:A10,B5,B8,C2,C12	224 1511 01	Page:B8,D7,E1	390 4036 00	Page:D6,E5	408 2007 00	Page:C9,C11,D2,D4
222 0635 65	Page:D10	224 7011 88	Page:B1,C1,D5	390 4065 00	Page:D12	408 8004 00	Page:B3
222 0640 65	Page:A8,D10	224 7510 90	Page:C1,D12,E7	390 4066 00	Page:B8	408 8016 00	Page:D6
222 0645 65	Page:D4	224 7611 10		390 4072 00	Page:D6,D11	408 8034 00	Page:B3
222 0650 65	Page:D9		Page:A9,B2,B3,B5,B8,B9,C1,E1,E6	390 4096 00	Page:B2	409 0032 00	Page:E4
222 0655 65	Page:C9,D12	224 7811 40		390 8043 00	Page:C2	409 0086 00	Page:E5
222 0812 65	Page:B1		Page:A12,B1,C5,C7,C9,C10,D1, D2,D4,D7,D8,D10	390 9017 00	Page:B2	409 2042 00	Page:D8,E4
222 0816 65	Page:B1	228 0010 45	Page:A5,B1	390 9068 00	Page:B2,C8,D7,D9	409 2043 00	Page:E5
222 0820 65		228 0200 45	Page:B1	390 9080 00	Page:E6	409 2045 00	Page:E4
	Page:C7,C10,D7,D8,D10	228 0610 45	Page:A10,C2,C5,E7	390 9091 00	Page:D10	409 2049 00	Page:C7,E5
222 0825 65	Page:B1,D8	228 0810 45	Page:A12	390 9092 00	Page:B9,D10,D11	409 2056 00	Page:E4
222 0830 65	Page:D1,D2	228 4510 46	Page:B12	390 9096 00	Page:D9	409 2061 00	Page:D7,E5
222 0830 66	Page:D5	228 5010 45		391 3008 00	Page:E1	409 2093 00	Page:D6,D8
222 0840 65	Page:C1,D2		Page:B1,C1,C9,C10,C12	391 3016 00	Page:C12,D12	410 1078 00	Page:E4
222 0850 65	Page:D3,D4	228 5210 45	Page:C7,C9,D2	391 3017 00	Page:A12,C12,E5	410 1085 00	Page:D7
222 0855 65	Page:C7,D2	228 5410 45	Page:D6,E2	391 3021 00	Page:E7	410 1093 00	Page:E5
222 0865 65	Page:C5	228 5510 45		394 0019 00	Page:E7	410 1094 00	Page:E5
222 0880 65	Page:D1		Page:B6,C2,C9,C12,D1,E5	404 1015 00	Page:B10	410 1095 00	Page:E4
222 0890 65	Page:B12,D5	228 5610 45		404 1016 00	Page:B10	410 1096 00	Page:E4
222 0895 65	Page:D2		Page:B4,B5,C2,C3,C12,D4,D9	404 1017 00	Page:B10	410 1100 00	Page:D8
222 2620 65	Page:B5,D9,E2	228 5610 65	Page:D9	404 1020 00	Page:B10	410 2095 00	Page:A12
222 2625 65	Page:C10,E1	228 5810 45		404 1028 00	Page:B10	410 2096 00	Page:A12
222 2825 65	Page:C10		Page:B1,C1,C5,C7,C11,D2,D4,D8	404 1033 00	Page:B10	410 2097 00	Page:A12
222 2830 65	Page:C10	228 7010 45	Page:D5	404 1047 00	Page:B10	410 2098 00	Page:A12
222 2840 65	Page:C10	228 7410 45	Page:E6	404 1050 00	Page:B10	410 2099 00	Page:A12
222 5608 65	Page:D4	228 7510 45		404 1051 00	Page:B10	410 2100 00	Page:A12
222 8420 65	Page:E2		Page:A12,B2,C8,D7,D11	404 1054 00	Page:B10	410 2101 00	Page:A12
222 8430 65	Page:E2	228 7610 45		404 1055 00	Page:B10	410 2102 00	Page:A12
222 8510 65	Page:D7,E1		Page:A10,B2,B5,C9,C10,D7, D9,D10,D12,E1	404 1056 00	Page:B10	410 2103 00	Page:A12
222 8514 65	Page:B8			404 1058 00	Page:B10	410 2104 00	Page:A12
222 8520 65	Page:C8			404 1060 00	Page:B10	410 2107 00	Page:A12



# Numerical Index

## Index numérique

410 2108 00	Page:A12	414 5137 00	Page:D7	414 8195 00	Page:D8	414 9897 00	Page:C6
410 2109 00	Page:A12	414 5164 00	Page:D7	414 8196 00	Page:D8	414 9898 00	Page:C6
410 2111 00	Page:A12	414 5306 00	Page:C9	414 8208 00	Page:C5	414 9899 00	Page:C6
410 2112 00	Page:A12	414 5312 00	Page:B12	414 8209 00	Page:D8	414 9900 00	Page:C6
410 2120 00	Page:A12	414 5313 00	Page:B12	414 8210 00	Page:D8	414 9906 00	Page:C6
410 2124 00	Page:A12	414 5333 00	Page:B5	414 8212 00	Page:D8	414 9907 00	Page:C6
410 2125 00	Page:A12	414 5365 00	Page:B5	414 8214 00	Page:D8	414 9908 00	Page:C11
410 2126 00	Page:A12	414 5548 00	Page:B6,B9	414 8301 00	Page:B8	414 9917 00	Page:E4
410 3008 00	Page:E7	414 5589 00	Page:C5	414 8336 00	Page:E5	414 9918 00	Page:B3
410 3011 00	Page:E7	414 5756 00	Page:C2	414 8337 00	Page:E5	414 9985 00	Page:D9
410 5037 00	Page:E4	414 5806 00	Page:B3	414 8340 00	Page:B3,B6,B8	415 0057 00	Page:B6
410 5040 00	Page:D7	414 5813 00	Page:C5	414 8341 00	Page:A8,B3	415 0061 00	Page:E5
410 5042 00	Page:E4	414 6124 00		414 8389 00	Page:D6	415 0105 00	Page:D4
410 6071 00	Page:E5		Page:A10,B5,B6,E5,E7	414 8594 00	Page:D11	415 0106 00	Page:D4
410 6082 00	Page:E5	414 6127 00	Page:B7	414 8640 00	Page:A10	415 0112 00	Page:C5
410 6083 00	Page:E5	414 6199 00	Page:B3	414 8721 00	Page:B6	415 0115 00	Page:B7
412 5001 00	Page:A11	414 6319 00	Page:D12	414 8722 00	Page:B6	415 0123 00	Page:B3
413 7010 00	Page:A7,A9,C5	414 6324 00	Page:D12	414 8727 00	Page:B6	415 0155 00	Page:D8
413 7017 00	Page:B6,E4	414 6557 00	Page:B6	414 8766 00	Page:C5	415 0181 00	Page:E1
413 7023 00	Page:B3,D6	414 6639 00	Page:C11	414 8884 00	Page:C12	415 0256 00	Page:E2
413 7027 00	Page:C2	414 6777 00	Page:E5	414 8937 00	Page:B1,B6	415 0262 00	Page:D12
413 7030 00		414 6818 00	Page:B5	414 9163 00	Page:C3	415 0263 00	Page:D2
	Page:A6,A7,A9,A10,B4,C2,	414 6819 00	Page:B5	414 9171 00	Page:B2	415 0276 00	Page:B8
	C6,C10,D8	414 6847 00	Page:B3	414 9179 00	Page:D2	415 0278 00	Page:D5
413 7031 00	Page:C3,C5	414 7280 00	Page:D8	414 9180 00	Page:C5	415 0279 00	Page:D2
413 7032 00	Page:B5	414 7287 00	Page:B3	414 9183 00	Page:B2	415 0289 00	Page:C6
413 7061 00		414 7533 00	Page:B6	414 9184 00	Page:B2	415 0298 00	Page:C6
	Page:A10,C2,C8,C10,C11,D2,D4	414 7535 00	Page:B6	414 9200 00	Page:C6	415 0299 00	Page:C6
413 7070 00	Page:A5,A7,A9,B4	414 7614 00	Page:E4	414 9205 00	Page:C6	415 0300 00	Page:C6
413 7071 00	Page:A6	414 7633 00	Page:D12	414 9206 00	Page:C6	415 0301 00	Page:C6
413 7074 00		414 7680 00	Page:C7	414 9309 00	Page:B2	415 0798 00	Page:B8
	Page:B2,C2,C4,C5,C8,C12,D2,	414 7681 00	Page:C7	414 9315 00	Page:B6	415 0799 00	Page:B6
	D5,D10,E7	414 7725 00	Page:C1	414 9339 00	Page:B6	417 1200 00	Page:C3
413 7103 00	Page:B2	414 7726 00	Page:B12	414 9360 00	Page:D2,D4	420 2271 50	Page:B4
413 7114 00	Page:A6	414 7727 00	Page:B12	414 9391 00	Page:D12	420 2301 95	Page:A5
414 1083 00	Page:D7	414 7731 00	Page:C1	414 9395 00	Page:D12	420 2321 00	Page:A5
414 1152 00		414 7732 00	Page:C1	414 9398 00	Page:E1	420 2390 40	Page:A8
	Page:A10,B6,C6,C8,D6,E4,E7	414 7734 00	Page:C2	414 9398 02	Page:E1	420 2399 44	Page:A8
414 1615 00	Page:B8	414 7848 00	Page:C5	414 9429 00	Page:B6	420 2403 26	Page:A8
414 1760 00	Page:E4	414 7849 00	Page:C2	414 9434 00	Page:E4	420 2404 80	Page:A8
414 2123 00	Page:D12	414 7952 00	Page:B3	414 9490 00	Page:B3	420 2412 20	Page:A8
414 2273 00	Page:B6,E1,E5	414 7955 00	Page:B3	414 9611 00	Page:A10	420 2412 36	Page:A8
414 2745 00	Page:B6	414 7958 00	Page:B3	414 9622 00	Page:E3	420 2453 70	Page:C3,C5
414 2969 00	Page:B6	414 8050 00	Page:C1	414 9661 00	Page:D12	420 2460 15	Page:A7
414 3623 00	Page:C2	414 8051 01	Page:B12,E6	414 9674 00	Page:E1	420 2502 34	Page:A8
414 4138 00	Page:B4	414 8065 00	Page:E4	414 9694 00	Page:C1	420 2532 57	Page:A8
414 4152 00	Page:B5,B6,B8	414 8066 00	Page:E5	414 9719 10	Page:E2	420 2607 28	Page:A8
414 4207 00	Page:B5,B6	414 8067 00	Page:E4	414 9720 10	Page:E2	420 4292 30	Page:A5
414 4408 00	Page:B7	414 8068 00	Page:E4	414 9771 00	Page:C1	420 4301 10	Page:A8
414 4544 00	Page:B5	414 8069 00	Page:E4	414 9776 00	Page:B12	420 4307 82	Page:A8
414 4844 00	Page:B12	414 8071 00	Page:E4	414 9854 00	Page:D8	420 4401 91	Page:A5
414 4916 00	Page:C7	414 8072 00	Page:E5	414 9866 00	Page:B3	420 8104 70	Page:A5
414 5101 00	Page:D7	414 8133 00	Page:D8	414 9867 00	Page:B3	420 8108 17	Page:A11
414 5102 00	Page:E1	414 8141 00	Page:B6	414 9887 00	Page:D7	420 8150 46	Page:A7



## Numerical Index Index numérique

420 8270 50	Page:A7	420 9313 00	Page:A5	503 1540 00	Page:C12	504 1429 0	Page:C1
420 8274 05	Page:A10	420 9313 20	Page:A8	503 1547 03	Page:D4	504 1430 00	Page:C2
420 8277 95	Page:A5	420 9313 30	Page:A8	503 1548 00	Page:C12	504 2607 00	Page:C5
420 8278 00	Page:A10	420 9389 85	Page:A11	503 1553 00	Page:C12	506 0554 00	Page:C7
420 8304 52	Page:A10	420 9391 15	Page:A11	503 1589 00	Page:D2	506 0606 00	Page:C7
420 8317 92	Page:A8	420 9404 00	Page:A5	503 1590 00	Page:D2	506 0809 00	Page:C9
420 8319 90	Page:A7	420 9406 36	Page:A5,A8	503 1600 00	Page:D1	506 0812 00	Page:C9
420 8324 35	Page:A7	420 9412 15	Page:A5	503 1601 00	Page:C12	506 1108 00	Page:C7
420 8324 90	Page:A5	420 9412 50	Page:A5,A8	503 1602 00	Page:C12	506 1158 00	Page:C9
420 8342 66	Page:A6	420 9414 51	Page:A5	503 1607 00	Page:C12	506 1214 00	Page:C7
420 8342 67	Page:A6	420 9416 21	Page:A8	503 1636 00	Page:C12	506 1229 00	Page:C9
420 8342 70	Page:B4	420 9416 91	Page:B4	503 1651 00	Page:C9	506 1230 00	Page:E1
420 8373 27	Page:A5	420 9419 25	Page:A10	503 1678 00	Page:C12	506 1305 00	Page:C7
420 8380 82	Page:A8	420 9444 66	Page:A5	503 1687 00	Page:D4	506 1306 00	Page:C7
420 8408 86	Page:A10	420 9457 35	Page:A7	503 1688 00	Page:D4	506 1318 00	Page:C9
420 8413 06	Page:A5	420 9457 5	Page:A12	503 1690 00	Page:C10,D2	507 0213 00	Page:C5
420 8415 55	Page:A6	420 9457 50	Page:B4	503 1692 00	Page:D4	507 0299 00	Page:C6
420 8422 30	Page:A7	420 9457 51	Page:A8,A10,A11,B4	503 1698 00	Page:D7	512 0509 00	Page:B1
420 8453 00	Page:A11	420 9457 53	Page:A5	503 1699 00	Page:C12	512 0527 00	Page:B1
420 8453 90	Page:A5	420 9457 59	Page:A7	504 0737 00	Page:C2	512 0528 00	Page:B1
420 8478 55	Page:A7	420 9457 70	Page:A11	504 0758 00	Page:C1	512 0532 00	Page:B1
420 8503 36	Page:A8	420 9501 41	Page:A5	504 0761 00	Page:B12	512 0533 00	Page:B1
420 8505 52	Page:A8,B1	420 9502 82	Page:B4	504 0763 00	Page:B12	512 0537 00	Page:A12
420 8513 50	Page:A5	420 9502 92	Page:A5	504 0768 00	Page:B12	512 0538 00	Page:A12
420 8513 60	Page:A6	420 9504 00	Page:A5	504 0773 00	Page:C1	514 0319 00	Page:B1
420 8520 70	Page:A11	420 9504 60	Page:B4	504 0787 00	Page:C1	514 0340 00	Page:B2
420 8522 83	Page:A11	420 9515 10	Page:B8	504 0802 00	Page:B12	514 0390 00	Page:B2
420 8522 90	Page:A11	420 9533 85	Page:B4	504 0803 00	Page:B12	514 0430 00	Page:B1
420 8523 01	Page:A11	420 9565 10	Page:A5	504 0810 00	Page:B12	514 0436 00	Page:B2
420 8538 40	Page:B4	420 9602 85	Page:B4	504 0824 00	Page:B12	514 0437 00	Page:B2
420 8542 65	Page:A8	420 9607 00	Page:B4	504 0829 00	Page:C1	515 1575 00	Page:E7
420 8667 57	Page:A10	420 9788 16	Page:A8,B1	504 0831 00	Page:C1	515 1613 00	Page:E7
420 8677 90	Page:A6	500 0033 00	Page:C11	504 0838 00	Page:C1	517 0017 00	Page:D9
420 8864 59	Page:B4	500 0034 00	Page:C11	504 0843 00	Page:B12	517 0087 00	Page:D9
420 8874 50	Page:A11	501 0174 00	Page:C11	504 0844 00	Page:B12	517 0417 00	Page:D4
420 8876 03	Page:A7	501 0175 00	Page:C11	504 0877 00	Page:C1	517 0787 00	Page:C5,D2
420 8876 04	Page:A7	501 0178 00	Page:C11	504 0934 00	Page:B12	517 1243 00	Page:B2,C8,D6,D11,E2
420 8970 61	Page:A11	501 0221 00	Page:C1	504 0943 00	Page:C1	517 1262 00	Page:C7
420 9115 50	Page:A8	501 0222 00	Page:C11	504 0946 02	Page:C1	517 1660 00	Page:E5
420 9159 86	Page:A7	501 0223 00	Page:C5	504 0968 00	Page:B12,C1	517 1917 00	Page:D9
420 9161 86	Page:A7	501 0250 00	Page:C5	504 0975 00	Page:C5	517 2235 00	Page:D9
420 9220 62	Page:A8	501 0253 00	Page:C11	504 0977 00	Page:B12	517 2236 00	Page:E6
420 9224 40	Page:A5	503 0079 00	Page:A12	504 0985 00	Page:C1	517 2259 00	Page:B8,D7,D9,E5,E6
420 9231 25	Page:A8	503 1036 00	Page:D5	504 0986 00	Page:C1	517 2412 00	Page:C8
420 9245 12	Page:A5	503 1395 00	Page:C12	504 0989 00	Page:B5	517 2413 00	Page:C8
420 9245 19	Page:A5	503 1396 00	Page:D1	504 0990 00	Page:C2	517 2436 00	Page:C11
420 9245 32	Page:A5	503 1406 00	Page:C9,D2	504 0991 00	Page:B12	517 2439 02	Page:E1
420 9245 39	Page:A5	503 1408 00	Page:D2	504 0992 00	Page:C1	517 2458 00	Page:D12
420 9279 52	Page:A6	503 1416 00	Page:D2	504 1082 00	Page:C5,C12	517 2492 00	Page:B6
420 9299 35	Page:A5	503 1422 00	Page:C9	504 1394 00	Page:C5	517 2493 00	Page:E5
420 9312 70	Page:A8,B3	503 1443 00	Page:D4	504 1409 00	Page:C5	517 2500 00	Page:D8
420 9312 80	Page:A7	503 1467 00	Page:C9	504 1416 00	Page:C5	517 2513 00	Page:D8
420 9312 90	Page:B4	503 1516 00	Page:D2	504 1418 00	Page:C5	517 2520 00	Page:B9,D10
		503 1527 00	Page:D4	504 1419 00	Page:C5	517 2548 00	Page:C9



# Numerical Index

## Index numérique

517 2549 00	Page:C10	529 0224 00	Page:C3	572 0512 00	Page:D7	732 9000 20	Page:C1
517 2561 00	Page:D9	529 0279 00	Page:D9	572 0515 00	Page:E2	732 9000 21	Page:C3
517 2573 00	Page:D8	529 0307 00	Page:D3,D9	572 0566 00	Page:D4	732 9000 30	Page:D8
517 2576 00	Page:D8	561 5031 00	Page:E5	572 0571 00	Page:B6	732 9000 40	Page:B12
517 2585 00	Page:E4	561 5032 00	Page:B6,C7,E5	572 0591 00	Page:E1	748 0010 01	Page:E4
517 2586 00	Page:E5	561 5034 00	Page:B7,E4	572 0617 00	Page:C7		
517 2607 00	Page:D12	570 0137 00	Page:E4	572 0644 00	Page:C7		
517 2607 01	Page:D12	570 0139 00	Page:E4	572 0645 00	Page:C7		
517 2628 00	Page:D12	570 0161 00	Page:B1	572 0671 00	Page:C7		
517 2712 00	Page:E1	570 0220 00	Page:E7	572 0698 00	Page:C10		
517 2725 10	Page:D7	570 0230 00	Page:B5	572 0699 00	Page:C9		
517 2732 00	Page:E1	570 0238 0	Page:D12	572 0710 00	Page:B5		
517 2733 00	Page:E1	570 0248 00	Page:C8	572 0711 00	Page:C2		
517 2735 00	Page:D12	570 0249 00	Page:C8	572 0717 00	Page:B3		
517 2743 00	Page:D12	570 0271 00	Page:D12	572 0739 00	Page:B6		
517 2744 00	Page:D12,E5	570 0273 00	Page:B1	572 0754 00	Page:C12		
517 2747 00	Page:E1	570 0274 00	Page:D8	572 0786 00	Page:E5		
517 2755 00	Page:D9	570 0290 07	Page:B8	572 0807 00	Page:D4		
517 2759 00	Page:B5	570 0388 00	Page:D2	572 0817 00	Page:D12		
517 2760 00	Page:D11	570 0441 00	Page:B1	572 0819 00	Page:C8		
517 2762 00	Page:E1	570 0452 22	Page:D1	581 0565 00	Page:C2,C11		
517 2763 00	Page:E1	570 0453 28	Page:C12	581 0968 00	Page:B12		
517 2764 00	Page:E1	570 0457 00	Page:C1	581 0969 00	Page:C1		
517 2777 00	Page:B1	570 0468 00	Page:C10	581 1222 00	Page:C1		
517 2785 00	Page:B8	570 0470 00	Page:B8	732 6000 02	Page:B8,C1		
517 2790 00	Page:E1	570 0486 00	Page:C2	732 6000 04	Page:C2		
517 2791 00	Page:E1	570 0495 00	Page:B1	732 6000 05	Page:B6,E4		
517 2795 00	Page:D12	570 0496 00	Page:D5	732 6000 09	Page:D8		
517 2796 00	Page:D12	570 0539 00	Page:C2	732 6010 02	Page:D1		
517 2809 00	Page:D2	570 0622 00	Page:C9	732 6010 17	Page:C12		
517 2819 00	Page:C6	570 1277 00	Page:B1	732 6011 11	Page:C2		
517 2832 00	Page:E1	570 1351 00	Page:B3,B6	732 6011 12	Page:C2		
517 2843 00	Page:E1	570 1510 00	Page:E7	732 6011 43	Page:B7		
517 2849 00	Page:B8	570 2708 00	Page:D6	732 6011 44	Page:B12		
517 2850 00	Page:B8	570 2739 00	Page:B6	732 6011 48	Page:E1		
518 2021 00	Page:C6,D10	570 2769 00	Page:B6	732 6011 56	Page:C5		
518 2063 00	Page:D10	572 0101 00	Page:C11	732 6011 75	Page:D7		
518 2075 00	Page:C6,D10	572 0189 00	Page:D1	732 6011 76	Page:C9		
518 2078 00	Page:D10	572 0223 00	Page:E4	732 6011 86	Page:D7		
518 3011 00	Page:D9	572 0291 03	Page:B8	732 6011 97	Page:D4		
518 3047 35	Page:D10	572 0299 00	Page:C10	732 6011 98	Page:D4		
518 3047 36	Page:D10	572 0308 00	Page:D4	732 6012 10	Page:D12		
518 3047 41	Page:D10	572 0309 00	Page:D4	732 6012 14	Page:D12		
518 3047 43	Page:D10	572 0363 10	Page:D9	732 6012 21	Page:D7		
518 3047 46	Page:D11	572 0365 00	Page:C7	732 6030 04	Page:E5		
518 3060 00	Page:D9	572 0367 00	Page:E1	732 6100 10	Page:C7		
518 3087 17	Page:D10	572 0368 00	Page:E1	732 6100 11	Page:C7		
518 3102 06	Page:D10	572 0382 00	Page:D8	732 6100 12	Page:B12		
518 3104 00	Page:D10	572 0391 00	Page:E2	732 6100 42	Page:C7		
518 3108 00	Page:D10	572 0392 00	Page:E2	732 6100 57	Page:B8		
518 3129 06	Page:D10	572 0431 00	Page:B5	732 6100 72	Page:D7		
518 3129 07	Page:D10	572 0434 00	Page:D12	732 6100 75	Page:C1,E4		
518 3129 10	Page:D10	572 0458 00	Page:D1	732 6200 01	Page:B12		
518 3139 00	Page:B9,D11	572 0459 00	Page:C9	732 8040 03	Page:C1		

### New Parts for 1997

### Nouvelles pièces pour 1997

N 222 0885 65	Page:C12
N 222 0890 65	Page:D1
N 222 9640 66	Page:C3
N 223 5808 04	Page:D9
N 224 7212 18	Page:D1,D3
N 228 4670 45	Page:C3
N 270 6000 00	Page:B9
N 278 0010 16	Page:B3
N 293 0000 71	Page:D6
N 371 9107 00	Page:D5
N 390 9097 00	Page:E1
N 400 6029 00	Page:B1
N 403 1289 00	Page:B6,B8,B10
N 403 1290 00	Page:B6,B8,B10
N 403 9014 00	Page:B6
N 404 1589 00	Page:B10
N 404 1593 00	Page:B9
N 404 1597 00	Page:B8
N 404 1600 00	Page:B9,B10
N 404 1601 00	Page:B9,B10
N 409 2051 00	Page:B7
N 410 1113 00	Page:E4
N 410 1114 00	Page:E5
N 410 1115 00	Page:E4
N 410 1120 00	Page:C8
N 410 6091 00	Page:E5
N 410 6093 00	Page:E4
N 410 9208 00	Page:A10
N 410 9209 00	Page:A10
N 410 9210 00	Page:A10
N 410 9211 00	Page:A10
N 410 9212 00	Page:A10
N 414 9375 10	Page:E3
N 414 9685 01	Page:E1
N 415 0340 00	Page:E4
N 415 0341 00	Page:E4
N 415 0346 00	Page:C6
N 415 0347 00	Page:C6
N 415 0357 00	Page:C9
N 415 0378 00	Page:E3
N 415 0380 00	Page:C7
N 415 0386 00	Page:D2,D4,D6
N 415 0392 00	Page:D2
N 415 0402 00	Page:C9
N 415 0411 00	Page:C7



## Numerical Index Index numérique

N 415 0412 00	Page:D7	N 415 0851 00	Page:D6	N 420 9315 71	Page:A8	N 517 2862 00	Page:E7
N 415 0418 03	Page:D7	N 415 0860 00	Page:A10	N 420 9315 72	Page:A8	N 517 2865 00	Page:D7
N 415 0419 02	Page:D7	N 415 0898 00	Page:E3	N 420 9315 75	Page:A8	N 517 2866 00	Page:D8
N 415 0428 00	Page:E5	N 417 0035 00	Page:C3	N 503 1709 00	Page:D3,D4	N 517 2867 00	Page:D8
N 415 0429 00	Page:E5	N 417 0037 02	Page:C3	N 503 1710 00	Page:C12	N 517 2876 00	Page:D8
N 415 0431 00	Page:C3	N 417 0038 01	Page:C3	N 503 1711 00	Page:D2	N 517 2898 00	Page:D8
N 415 0434 00	Page:D6	N 417 0039 01	Page:C3	N 503 1712 00	Page:D1	N 517 2900 00	Page:D9
N 415 0435 00	Page:E5	N 417 0040 00	Page:C3	N 503 1713 00	Page:C12	N 517 2907 10	Page:B3
N 415 0435 02	Page:E6	N 417 0042 01	Page:C3	N 503 1714 00	Page:D3	N 517 2907 11	Page:B3
N 415 0436 00	Page:D6	N 417 0043 02	Page:C3	N 503 1715 00	Page:D4	N 517 2930 00	Page:E6
N 415 0437 00	Page:D6	N 417 0043 04	Page:C3	N 503 1716 00	Page:D3,D4	N 517 2931 00	Page:A10
N 415 0446 00	Page:D8	N 417 0043 05	Page:C3	N 503 1717 00	Page:D3	N 517 2932 00	Page:A10
N 415 0446 03	Page:D8	N 417 0045 01	Page:C3	N 503 1719 00	Page:D5	N 517 2937 00	Page:D8
N 415 0479 03	Page:C6	N 417 0047 01	Page:C3	N 503 1727 00	Page:D5	N 517 2938 00	Page:B5
N 415 0479 09	Page:C6	N 417 0048 00	Page:C3	N 503 1729 00	Page:D5	N 517 2939 00	Page:B5
N 415 0479 10	Page:C6	N 417 0050 00	Page:C3	N 503 1730 00	Page:D5	N 517 2941 00	Page:E6
N 415 0479 11	Page:C6	N 417 0052 86	Page:C3	N 503 1731 00	Page:D5	N 517 2972 00	Page:B2
N 415 0479 12	Page:C6	N 417 0055 00	Page:C3	N 503 1734 00	Page:C12,D2	N 518 3165 44	Page:D10
N 415 0479 13	Page:C6	N 417 0056 00	Page:C3	N 503 1737 00	Page:D1	N 518 3167 33	Page:D10
N 415 0479 15	Page:C6	N 417 0057 00	Page:C3	N 503 1749 00	Page:D1,D2	N 518 3167 34	Page:D10
N 415 0479 16	Page:C6	N 417 0058 00	Page:C3	N 503 1751 00	Page:D6	N 518 3167 72	Page:D11
N 415 0479 17	Page:C6	N 417 0061 00	Page:C3	N 503 1752 00	Page:D6	N 518 3167 73	Page:D11
N 415 0479 18	Page:C6	N 417 2161 00	Page:C3	N 503 1753 00	Page:D6	N 560 3152 00	Page:C12
N 415 0479 19	Page:C6	N 418 0000 01	Page:E3	N 503 1754 00	Page:D1,D2	N 561 7232 00	Page:D12
N 415 0497 00	Page:B2	N 418 0001 02	Page:E3	N 503 1758 00	Page:C7	N 570 0451 05	Page:E1
N 415 0502 00	Page:D7	N 418 0008 02	Page:E3	N 504 1434 00	Page:C5	N 570 0452 28	Page:C12
N 415 0503 00	Page:D7	N 418 0009 00	Page:E3	N 504 1447 00	Page:B12	N 570 0630 00	Page:C12
N 415 0504 00	Page:D9	N 418 0010 00	Page:E3	N 505 0673 20	Page:C10	N 570 0638 00	Page:D9
N 415 0523 00	Page:D3,D5	N 418 0010 08	Page:E3	N 505 0675 09	Page:C10	N 570 0655 00	Page:B8
N 415 0561 00	Page:D6	N 418 0013 00	Page:E3	N 505 0680 00	Page:C10	N 570 0656 00	Page:D6
N 415 0570 00	Page:E5	N 418 0017 00	Page:E3	N 505 0681 00	Page:C10	N 570 2100 00	Page:C11
N 415 0572 00	Page:E3	N 418 0017 10	Page:C6	N 506 1338 00	Page:C7	N 570 2783 00	Page:D6
N 415 0576 00	Page:D2	N 418 0018 00	Page:D7	N 506 1351 10	Page:C9	N 572 0751 02	Page:D12
N 415 0580 00	Page:E3	N 418 0019 00	Page:E3	N 506 1352 10	Page:C9	N 572 0761 04	Page:E1
N 415 0583 00	Page:D12	N 420 4302 20	Page:A8	N 506 1360 00	Page:C7	N 572 0793 26	Page:D12
N 415 0603 00	Page:C3	N 420 4322 71	Page:A7	N 506 1361 00	Page:C7	N 572 0844 00	Page:A11
N 415 0609 00	Page:C2,E6	N 420 4322 73	Page:A7	N 506 1364 00	Page:C7	N 572 0848 00	Page:D1
N 415 0612 00	Page:B8	N 420 6400 71	Page:B4	N 506 1392 00	Page:C9	N 572 0850 00	Page:C8
N 415 0613 00	Page:B8	N 420 8102 34	Page:B4	N 506 1394 00	Page:C7	N 572 0857 00	Page:C10
N 415 0614 00	Page:B9	N 420 8186 15	Page:A7	N 507 0307 00	Page:C5,C6	N 572 0862 00	Page:D9
N 415 0615 00	Page:B9	N 420 8186 25	Page:A7	N 512 0567 00	Page:B1	N 572 0887 00	Page:D9
N 415 0616 00	Page:B9	N 420 8325 38	Page:A7	N 512 0568 00	Page:B1	N 572 0888 00	Page:D9
N 415 0631 00	Page:B8	N 420 8524 10	Page:A10	N 512 0569 00	Page:B1	N 572 0889 00	Page:D9
N 415 0709 00	Page:B6	N 420 8543 07	Page:A8	N 514 0479 00	Page:B1	N 572 0892 00	Page:D9
N 415 0728 00	Page:A10	N 420 8609 65	Page:B4	N 514 0480 00	Page:B1	N 572 0893 00	Page:D8
N 415 0740 00	Page:B6	N 420 8677 76	Page:A5	N 514 0481 00	Page:B1	N 572 0894 00	Page:D7
N 415 0741 00	Page:D6	N 420 8863 12	Page:A9	N 514 0495 00	Page:B1	N 572 0895 00	Page:D7
N 415 0753 00	Page:C6	N 420 8875 20	Page:A7	N 515 1668 00	Page:E4	N 572 0909 00	Page:B7
N 415 0767 00	Page:B2	N 420 8875 43	Page:A5	N 515 1669 00	Page:E4	N 572 0910 00	Page:B7
N 415 0780 00	Page:E3	N 420 8876 05	Page:A7	N 515 1670 00	Page:E4	N 572 0911 00	Page:D9
N 415 0798 00	Page:B6	N 420 9220 61	Page:A8	N 515 1673 00	Page:C2,E4	N 572 0913 00	Page:C9
N 415 0817 00	Page:D6	N 420 9231 35	Page:A8	N 517 2853 00	Page:E5	N 572 0914 00	Page:D4
N 415 0826 00	Page:D6	N 420 9234 20	Page:A8	N 517 2860 00	Page:E7	N 572 0926 00	Page:D2
N 415 0827 00	Page:D6	N 420 9315 70	Page:A8	N 517 2861 00	Page:E7	N 572 0927 00	Page:C2





## Numerical Index Index numérique

N 572 0952 00 Page:C10  
N 572 0961 00 Page:B8  
N 572 0970 00 Page:D9  
N 572 0987 00 Page:C8  
N 580 6476 03 Page:B8  
N 580 6477 00 Page:B8  
N 580 6497 00 Page:C9  
N 580 6511 00 Page:B7,E5  
N 580 6513 00 Page:D7  
N 580 6514 00 Page:D7  
N 580 6536 00 Page:B7  
N 580 6538 00 Page:D5  
N 732 4010 30 Page:C3  
N 732 6012 46 Page:C4  
N 732 6012 49 Page:C3  
N 732 6012 53 Page:D7  
N 732 6012 55 Page:D8  
N 732 6012 67 Page:B12  
N 732 6012 72 Page:C9  
N 732 6012 74 Page:C9  
N 732 8040 09 Page:C3  
N 732 8040 11 Page:D5  
N 732 9580 01 Page:C3  
N 861 7572 00 Page:B11,C3

® \* MARQUE DE COMMERCE DE BOMBARDIER INC.  
TOUS DROITS RÉSERVÉS © 1996 BOMBARDIER INC.  
LITHOGRAPHIÉ AU CANADA  
® \* TRADEMARKS OF BOMBARDIER INC.  
ALL RIGHTS RESERVED © 1996 BOMBARDIER INC.  
LITHO'D IN CANADA

