

# ski-doo®

1997

CATALOGUE DE PIÈCES PARTS CATALOG



FORMULA III  
FORMULA III LT

4 8 0 1 4 3 2 0 0

# PARTS CATALOG CATALOGUE DE PIÈCES

## 1997

### FORMULA III / III (LT)

**◆ WARNING : For user safety, Rotax engines designed for snowmobiles must not be used to power products other than Ski-Doo snowmobiles.**

Bombardier Inc. and its subsidiaries denies any responsibility for any usage other than the one prescribed.

Dealers that do not follow this practice may be financially liable should injury occur.

Bombardier Inc. reserves the right at any time to discontinue or change specifications, designs, features, models or equipment without incurring obligation.

**◆ AVERTISSEMENT : Pour la sécurité des utilisateurs, les moteurs Rotax conçus pour les motoneiges ne doivent pas être utilisés pour des fins autres que de faire fonctionner les motoneiges Ski-Doo.**

Bombardier Inc. et ses filiales se dégage de toute responsabilité pouvant découler des utilisations autres que celle prescrite.

Les concessionnaires qui ne se conforment pas à cet avis peuvent être tenus responsables financièrement advenant des blessures.

Bombardier Inc. se réserve le droit d'effectuer des changements dans le dessin et les caractéristiques de ses véhicules et / ou d'y effectuer des apports ou des améliorations, cela sans s'engager d'aucune façon à effectuer lesdites opérations sur les véhicules déjà fabriqués.

# PARTS CATALOG

The illustrations figuring in this parts catalog show typical construction of the different assemblies and, in all cases, may not reproduce the full detail or exact shape of the parts shown. However, they represent parts which have the same or similar function.

## SYMBOLS USED IN THIS CATALOG

- @ - In «Quantity» column means «Use as Required».
- Opt - In «Quantity» column means «Optional».
- N** - In «Numerical» column means «New Parts».
- A bold description indicates several parts.

Ski-Doo Model Modèle Ski-Doo	Vehicle Codification Code du véhicule Can. / U.S.	Rotax Engine Type Type de moteur Rotax	Mikuni Carburetors Carburateurs Mikuni PTO / CTR / MAG
<b>FORMULA III</b>	<b>1148 / 1149</b>	<b>«599» (400 5083 00)</b>	403 1286 00 (3)
<b>FORMULA III (LT)</b>	<b>1151 / 1152</b>	<b>«599» (400 5083 00)</b>	403 1286 00 (3)



# CATALOGUE DE PIÈCES

Les illustrations contenues dans ce catalogue indiquent la disposition des pièces les unes par rapport aux autres. Il est donc possible qu'elles ne rendent pas compte de la forme exacte de ces pièces ainsi que de leurs détails de fabrication. Ces illustrations ont pour but d'identifier des pièces qui remplissent la même fonction ou une fonction identique.

## SYMBOLS UTILISÉS DANS CE CATALOGUE

- @ - Dans la colonne «Quantité» signifie «Au besoin».
- Opt - Dans la colonne «Quantité» signifie «En option».
- N** - Dans la colonne «Numérique» signifie «Nouvelle pièce».
- Une description en caractère gras signifie qu'il y a plus d'une pièce.

# TABLE OF CONTENTS



## Engine and Components A5 ⇨ B1

- Crankcase «599» (A5, A6)
- Crankshaft, Pistons «599» (A7)
- Cylinder, Exhaust Manifold «599» (A8, A9)
- Magneto 12v 220w (A10)
- Rewind Starter (A11)
- Engine Support / Muffler «599» (A12, B1)



## Cooling System B2

- Cooling System «599» (B2)



## Oil Injection System B3, B4

- Ignition Housing «599» (B3)
- Oil Pump «599» (B3)
- Oil Tank and support (B4)
- Oil Lines (B4)



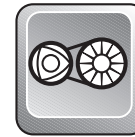
## Fuel System B5 ⇨ B9

- Fuel Tank (B5⇨B7)
- Fuel Lines, Filters (B5⇨B7)
- Air Silencer «599» (B5⇨B7)
- Fuel Pump «599» (B5⇨B7)
- Carburetors «599» (B5; B8, B9)



## Chaincase B10, B11

- Chaincase (B10, B11)



## Pulleys B12 ⇨ C3

- Drive Pulley, Belt «599» (B12, C1)
- Driven Pulley «599» (C2, C3)
- Countershaft, Brake Disk (C2, C3)



## Brake and Belt Guard C4, C5

- Hydraulic Brake Handle and Cables (C4, C5)
- Hydraulic Brake Housing and Pads (C4, C5)
- Belt Guard (C4, C5)
- Dimmer Switch (C4, C5)



## Steering and Front Suspension C6 ⇨ C10

- Steering System (C6, C7)
- Front Suspension and Ski System (C8⇨C10)



## Track and Rear Suspension C11 ⇨ D5

- Drive Axle (C11)
- Track and Sprockets (C11)
- Speedometer Cable Protector (C11)
- Rear Suspension, Runner (C12, D1)
- Front Arm, Rear Susp. (D2, D3)
- Rear Arm, Rear Susp. (D4, D5)



## Frame and Body D6 ⇨ E1

- Seat and Taillamp Housing (D6, D7)
- Rear Bumper, Mouldings (D6, D7)
- Snow Guard (D6, D7)
- Front Member and Frame (D8, D9)
- Bottom Pan, Front Bumpers (D10⇨D12)
- Cab and Windshield (D10⇨D12)
- Air Deflectors (D10⇨D12)
- Cab Hinges and Latches (D10⇨D12)
- Decals (E1)



## Electrical System E2, E3

- Pilot Lamps (E2, E3)
- Ignition Switch (E2, E3)
- Regulator (E2, E3)
- Electrical Terminals (E2, E3)
- Headlamp Ass'y and Brackets (E2, E3)
- Speedometer, Tachometer (E2, E3)

# TABLE DES MATIÈRES



## Moteur et composants A5 ⇨ B1

- Carter «599» (A5, A6)
- Vilbrequin, pistons «599» (A7)
- Cylindre, collecteur d'échappement «599» (A8, A9)
- Magnéto 12v 220w (A10)
- Démarreur à rappel (A11)
- Support moteur / silencieux «599» (A12, B1)



## Système de refroidissement B2

- Système de refroidissement «599» (B2)



## Système d'injection d'huile B3 , B4

- Boîtier d'allumage «599» (B3)
- Pompe à huile «599» (B3)
- Réservoir d'huile et support (B4)
- Conduits d'huile (B4)




## Système d'alimentation B5 ⇨ B9

- Réservoir à essence (B5⇨B7)
- Conduits, Filtres (B5⇨B7)
- Silencieux d'admission «599» (B5⇨B7)
- Pompe à essence «599» (B5⇨B7)
- Carburateurs «599» (B5; B8, B9)



## Carter de chaîne B10, B11

- Carter de chaîne (B10, B11)



## Poulies B12 ⇨ C3

- Poulie motrice «599» (B12, C1)
- Courroie d'entraînement (B12, C1)
- Poulie menée «599» (C2, C3)
- Arbre de renvoi, disque de frein (C2, C3)



## Frein et garde-courroie C4, C5

- Manette de frein hydraulique (C4, C5)
- Étrier de frein hydraulique (C4, C5)
- Plaquette de frein hydraulique (C4, C5)
- Garde-courroie (C4, C5)
- Commutateur d'éclairage (C4, C5)



## Direction et Suspension avant C6 ⇨ C10

- Système de direction (C6, C7)
- Suspension avant et ski (C8⇨C10)



## Chenille et suspension arrière C11 ⇨ D5

- Essieu moteur (C11)
- Chenille et barbotins (C11)
- Protecteur de câble (C11)
- Suspension arrière, rail (C12, D1)
- Bras avant, susp. arrière (D2, D3)
- Bras arrière, susp. arrière (D4, D5)



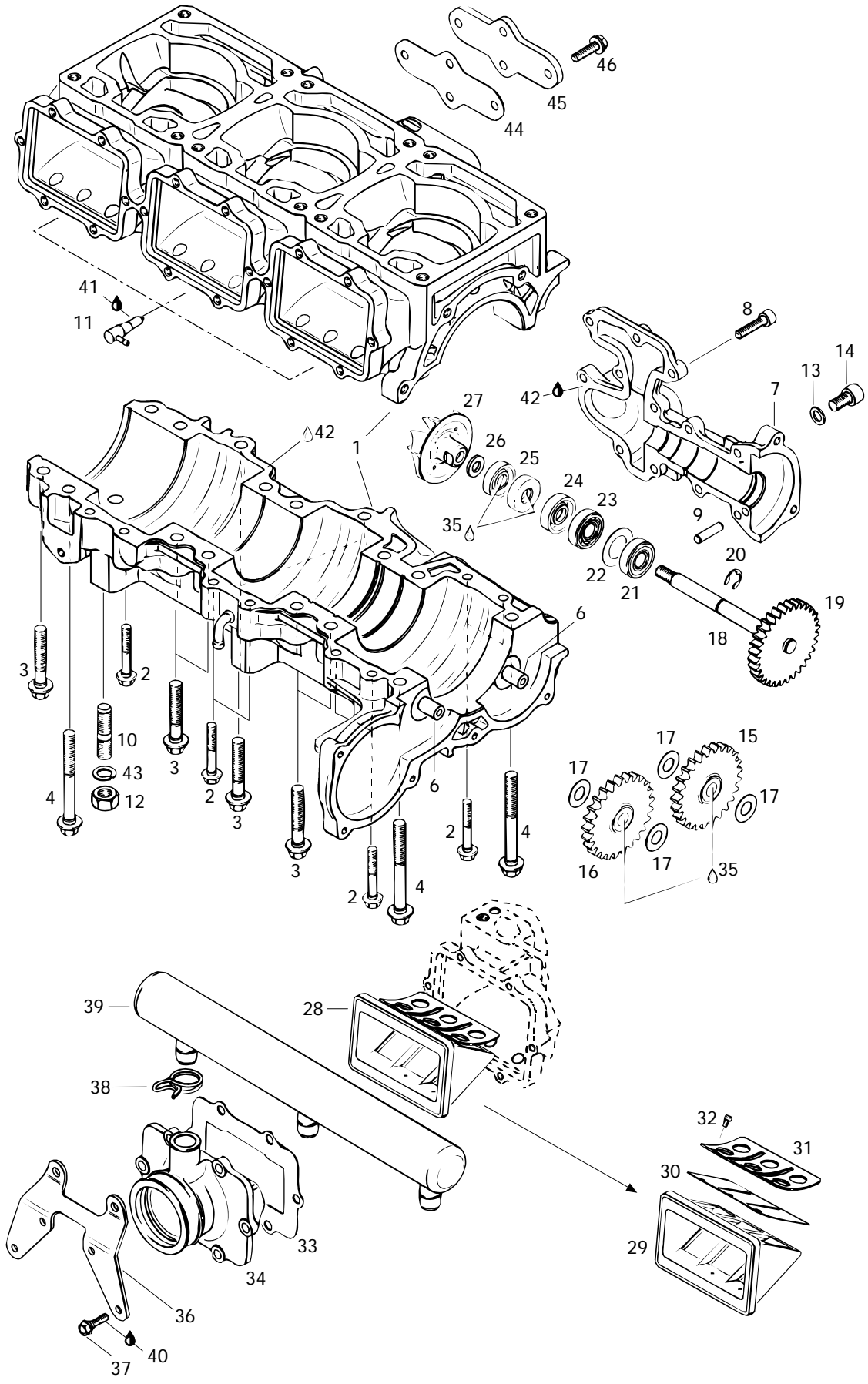
## Châssis et carrosserie D6 ⇨ E1

- Siège et boîtier du feu arrière (D6, D7)
- Pare-chocs arrière et enjoliveurs (D6, D7)
- Garde-neige (D6, D7)
- Cadre avant et châssis (D8, D9)
- Coque et pare-chocs avant (D10⇨D12)
- Capot et pare-brise (D10⇨D12)
- Déфлекteurs d'air (D10⇨D12)
- Charnières et attaches de capot (D10⇨D12)
- Decalcomanie (E1)



## Système électrique E2, E3

- Lampes témoin (E2, E3)
- Interrupteur d'allumage (E2, E3)
- Régulateur de tension (E2, E3)
- Raccords électriques (E2, E3)
- Phare avant et supports (E2, E3)
- Indicateur de vitesse (E2, E3)
- Compte-tours (E2, E3)





## Crankcase, Reed Valve, Water Pump Carter, valve à clapet, pompe à eau

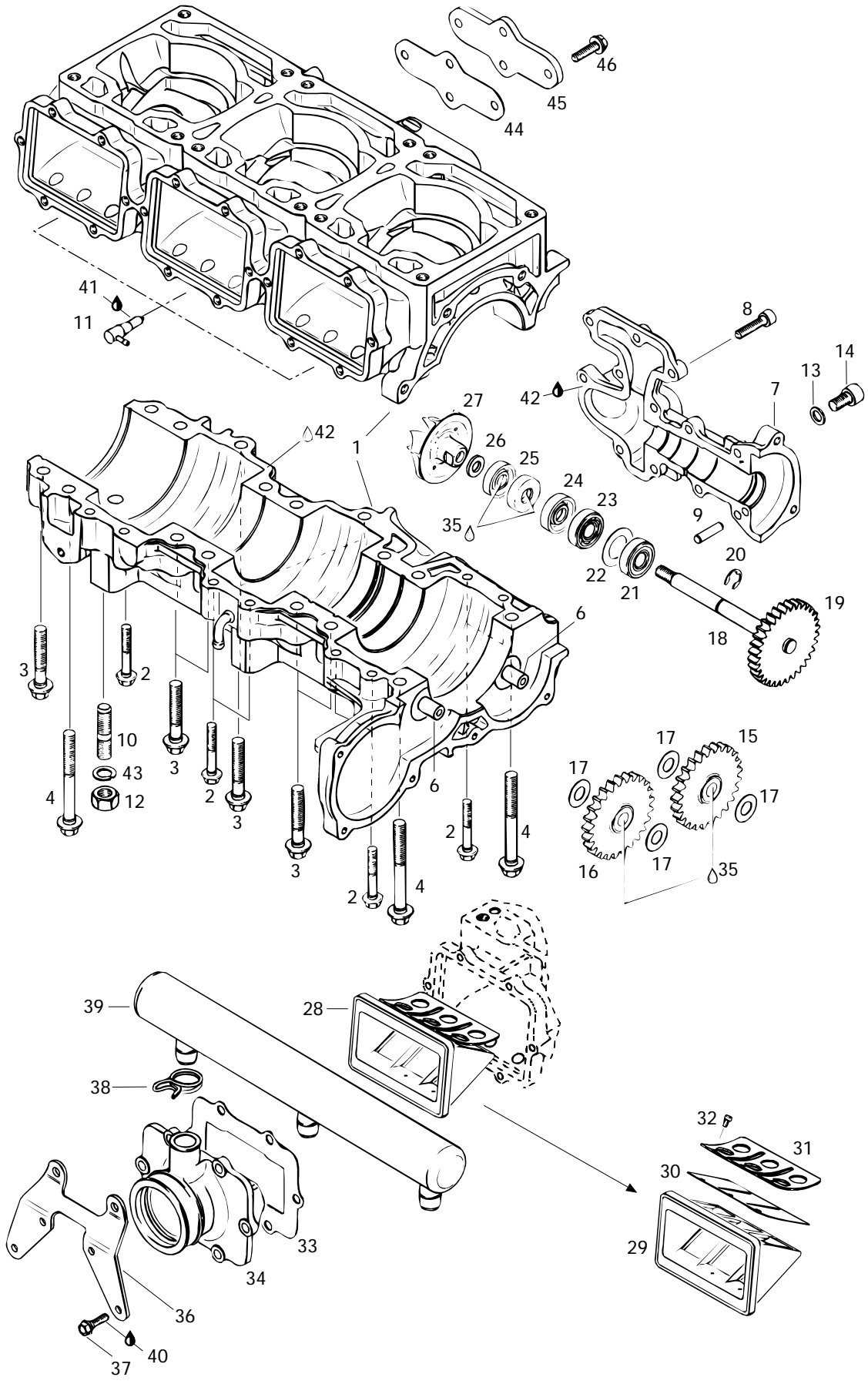
FORMULA

III	III - L T
-----	--------------------

1	420 8868 93	<b>Crankcase Ass'y</b> .....	<b>Carter ass.</b> .....	1	1
		(incl. 1→14, 43→46) .....	(incl. 1→14, 43→46) .....		
2	420 9414 51	Collar Hex. Screw M6 x 40 .....	Vis hex. épaulement M6 x 40.....	8	8
3	420 9406 36	Collar Hex. Screw M8 x 45 .....	Vis hex. épaulement M8 x 45.....	12	12
4	420 8413 06	Collar Hex. Screw M8 x 65 .....	Vis hex. épaulement M8 x 65.....	4	4
5	— XXX —	Silastic 732 RTV, 100 gr .....	Silastic 732 RTV, 100 gr .....	@	@
6	420 9299 35	Intermediate Gear Shaft .....	Axe pignon .....	2	2
7	— XXX —	Water Pump Cover .....	Couvercle de la pompe à eau .....	1	1
8	222 9625 65	Allen Screw M6 x 25 .....	Vis Allen M6 x 25 .....	12	12
9	420 4292 30	Dowel Pin .....	Aiguille .....	1	1
10	420 9404 00	Stud M10 x 25 .....	Gougeon M10 x 25 .....	5	5
11	420 9565 10	Check Valve .....	Soupape de retenue .....	3	3
12	228 0010 45	Hex. Nut M10 .....	Écrou hex. M10 .....	5	5
13	420 9501 41	Gasket Ring .....	Bague étanche .....	1	1
14	420 4401 91	Allen Screw M8 x 16 .....	Vis Allen M8 x 16 .....	1	1
15	420 8342 66	Intermediate Gear 32 T. Ass'y .....	Roue dentée 32 D. ....	1	1
16	420 8342 67	Intermediate Gear 32 T. Ass'y .....	Roue dentée 32 D. ....	1	1
17	420 9279 52	Thrust Washer .....	Rondelle .....	4	4
18→19	420 8373 27	<b>Waterpump - Shaft/Gear Ass'y</b> .....	<b>Axe/pignon ass. - pompe à eau</b> .....	1	1
19	— XXX —	Waterpump Gear .....	Pignon pompe .....	1	1
20	420 8453 90	Retaining Ring .....	Joint de retenue .....	1	1
21	420 8324 90	Ball Bearing .....	Roulement à billes.....	1	1
22	420 9444 66	Shim 1 mm .....	Cale 1 mm .....	1	1
23	420 2321 00	Ball Bearing .....	Roulement à billes.....	1	1
24	420 2301 95	Oil Seal .....	Anneau étanche .....	1	1
25	420 9504 00	Oil Seal .....	Anneau étanche .....	2	2
26	420 8277 95	Distance Shim .....	Cale épaisseur .....	1	1
27	420 9224 40	Impeller water .....	Turbine à eau .....	1	1
28→32	420 9245 19	<b>Reed Valve Ass'y</b> .....	<b>Soupape clapets ass.</b> .....	3	3
29	420 9245 12	Reed Valve .....	Soupape clapets .....	3	3
30	420 9245 32	Reed Pedal .....	Lame pédale .....	6	6
31	420 9245 39	Reed Pedal Stop .....	Arrêt lame pédale .....	6	6
32	420 9412 15	Oval-Head Screw M3 x 5 .....	Vis tête ovale M3 x 5 .....	18	18
33	420 9502 92	Gasket 1mm .....	Joint 1 mm .....	3	3
N 34	420 8677 76	Carburetor Adaptor .....	Adapteur de carburateur .....	3	3

Parts marked with «XXX» are not available as spare parts.

Les articles marqués d'un «XXX» ne sont pas disponibles comme pièces de remplacement.







## Crankcase, Reed Valve, Water Pump Carter, valve à clapet, pompe à eau

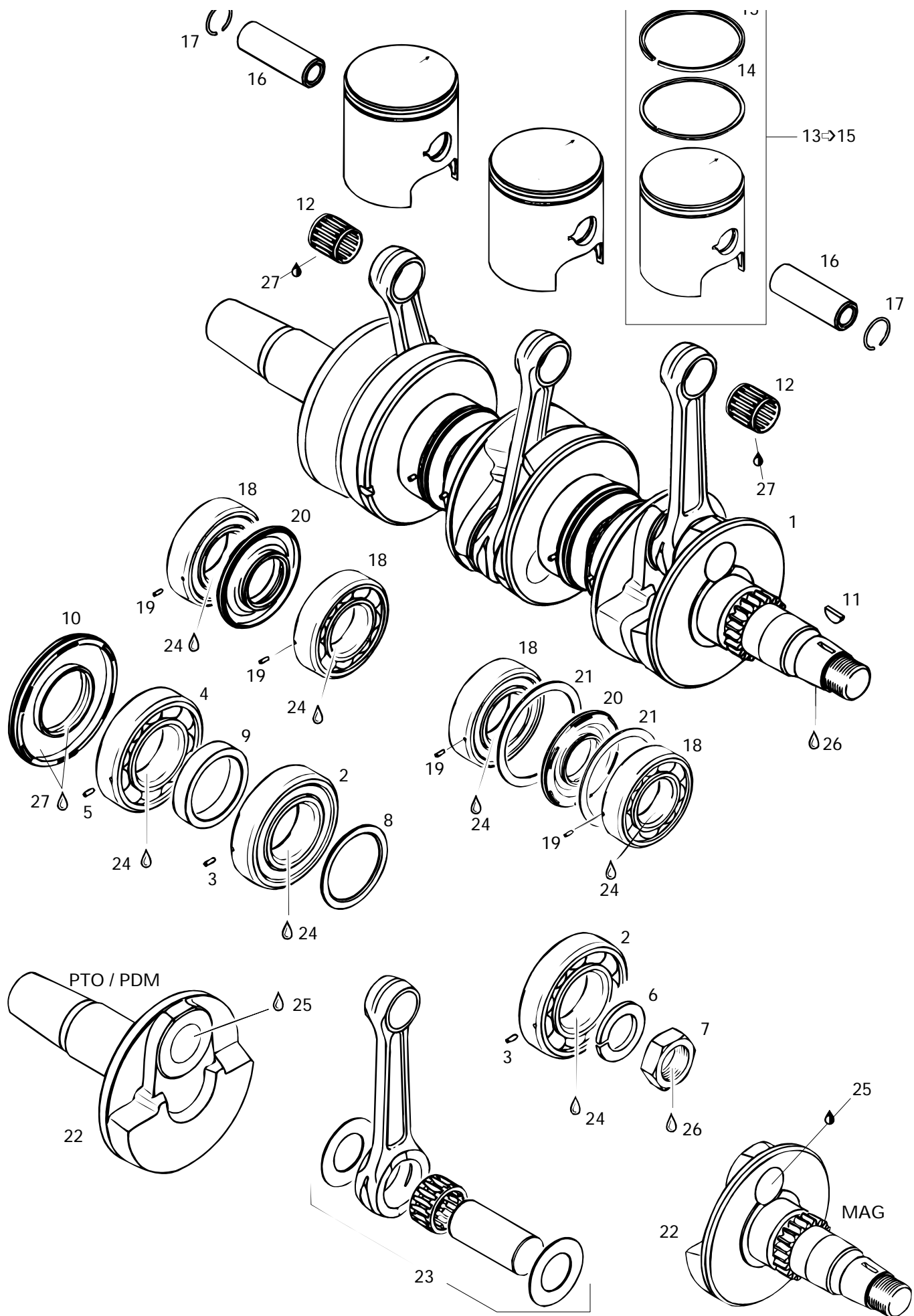
FORMULA

III	III - L T
-----	--------------------

<b>35</b>	413 7070 00	Molykote 111 .....	Molykote 111 .....	@	@
<b>36</b>	420 8513 50	Carburetor Socket Carrier .....	Porteur adaptateur carburateur .....	3	3
<b>37</b>	420 8415 55	Taptite Screw M5 x 20 .....	Vis autotaraudeuse M5 x 20 .....	18	18
<b>38</b>	420 8513 60	Clamp .....	Bride .....	3	3
<b>39</b>	420 8677 90	Intake Resonator .....	Résonateur d'admission .....	1	1
<b>40</b>	413 7030 00	Loctite 242, 10 cc .....	Loctite 242, 10 cc .....	@	@
<b>41</b>	420 8997 88	Loctite 648, 5 gr .....	Loctite 648, 5 gr .....	@	@
<b>42</b>	413 7071 00	Sealant, 100 gr .....	Enduit étanche, 100 gr .....	@	@
<b>43</b>	420 9457 53	Lock Washer .....	Rondelle-frein .....	5	5
<b>44</b>	420 9313 00	Water Duck Gasket .....	Joint étanche - conduit d'eau .....	1	1
<b>45</b>	420 8104 70	Water Duck Cover .....	Couvercle - conduit d'eau .....	1	1
<b>46</b>	420 9412 50	Tapping Screw M6 x 20 .....	Vis autotaraudeuse M6 x 20 .....	4	4

Parts marked with «XXX» are not available as spare parts.

Les articles marqués d'un «XXX» ne sont pas disponibles comme pièces de remplacement.





# Crankshaft, Pistons Vilebrequin, pistons

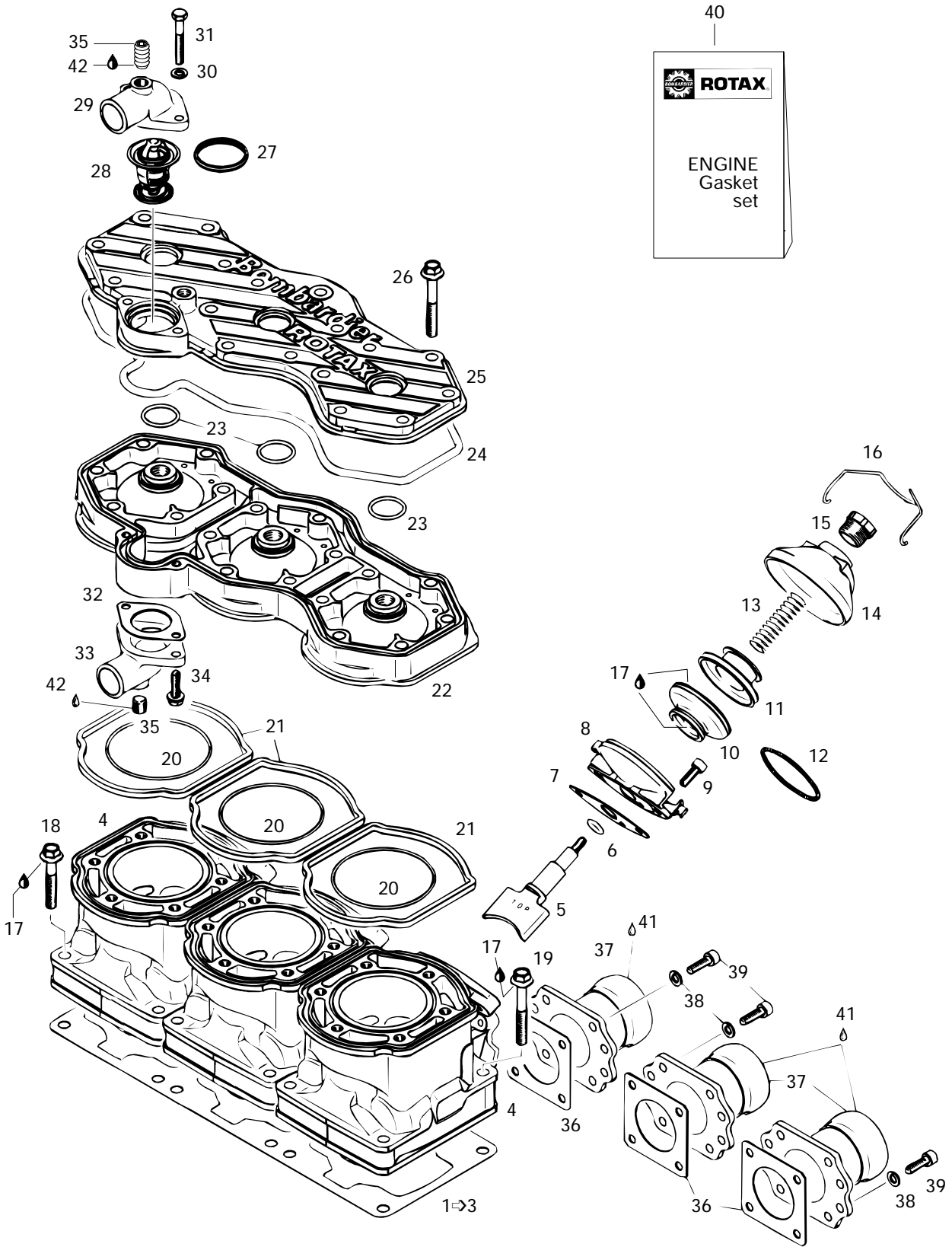
FORMULA

III	III - L T
-----	--------------------

<b>N 1-12</b>	420 8879 70	<b>Crankshaft Ass'y</b> .....	<b>Vilebrequin ass.</b> .....	1	1
<b>2-3</b>	420 4322 78	<b>Ball Bearing</b> .....	<b>Roulement à bille</b> .....	2	2
<b>3</b>	420 9299 82	Dowel Pin .....	Aiguille .....	2	2
<b>4-5</b>	420 4322 76	<b>Ball Bearing</b> .....	<b>Roulement à bille</b> .....	1	1
<b>5</b>	420 9299 82	Dowel Pin .....	Aiguille .....	1	1
<b>6</b>	420 9457 59	Lock Washer .....	Rondelle-frein .....	1	1
<b>7</b>	420 8422 30	Hex. Nut M22 x 1.5 .....	Écrou hex. M22 x 1.5 .....	1	1
<b>8</b>	420 9261 30	Distance Ring .....	Cale épaisseur .....	1	1
<b>9</b>	420 8478 55	Distance Sleeve .....	Douille épaisseur .....	1	1
<b>10</b>	420 9312 80	Oil-Seal .....	Anneau étanche .....	1	1
<b>11</b>	420 2460 15	Woodruff Key .....	Clavette .....	1	1
<b>12</b>	420 8324 35	Needle Cage Bearing .....	Roulement aiguilles .....	3	3
<b>13-15</b>	420 8874 35	<b>Piston Ass'y</b> .....	<b>Piston ass.</b> .....	3	3
<b>14</b>	420 8150 60	Rectangular Ring 64.5 mm .....	Segment rectangulaire 64.5 mm .....	3	3
<b>N 15</b>	420 8151 40	Semi-Tapez Ring 64.5 mm .....	Segment semi-trapézoïdale 64.5 mm .	3	3
<b>16</b>	420 9161 36	Piston Pin .....	Axe de piston .....	3	3
<b>17</b>	420 9457 35	Circlip .....	Circlip .....	6	6
<b>18-19</b>	420 9325 89	<b>Ball Bearing 6206</b> .....	<b>Roulement à billes 6206</b> .....	4	4
<b>19</b>	420 9299 72	Dowel Pin .....	Aiguille .....	4	4
<b>20</b>	420 8319 90	Oil Seal .....	Anneau étanche .....	2	2
<b>21</b>	420 8270 50	Retaining Disk .....	Disque de retenue .....	2	2
<b>22</b>	420 8186 12	Crankshaft P.T.O.-Side .....	Vilebrequin, PDM .....	1	1
<b>N</b>	420 8186 22	Crankshaft MAG-Side .....	Vilebrequin, MAG .....	1	1
<b>23</b>	420 8869 08	Rod Repair Kit P.T. O.-Side .....	Ens. tige réparation, PDM .....	1	1
<b>N</b>	420 8869 09	Rod Repair Kit Mag Side/Center .....	Ens. tige réparation, MAG/CENTRE .....	2	2
<b>24</b>	413 7010 00	Loctite 767, Antiseize Lubricant, 12 oz .....	Loctite 767, lubrifiant antigrippage, 12 oz ..	@	@
<b>25</b>	— XXX —	Loctite 14486, 10 cc .....	Loctite 14486, 10 cc .....	@	@
<b>26</b>	413 7030 00	Loctite 242, 10 cc .....	Loctite 242, 10 cc .....	@	@
<b>27</b>	413 7070 00	Molykote 111 .....	Molykote 111 .....	@	@

Parts marked with «XXX» are not available as spare parts.

Les articles marqués d'un «XXX» ne sont pas disponibles comme pièces de remplacement.



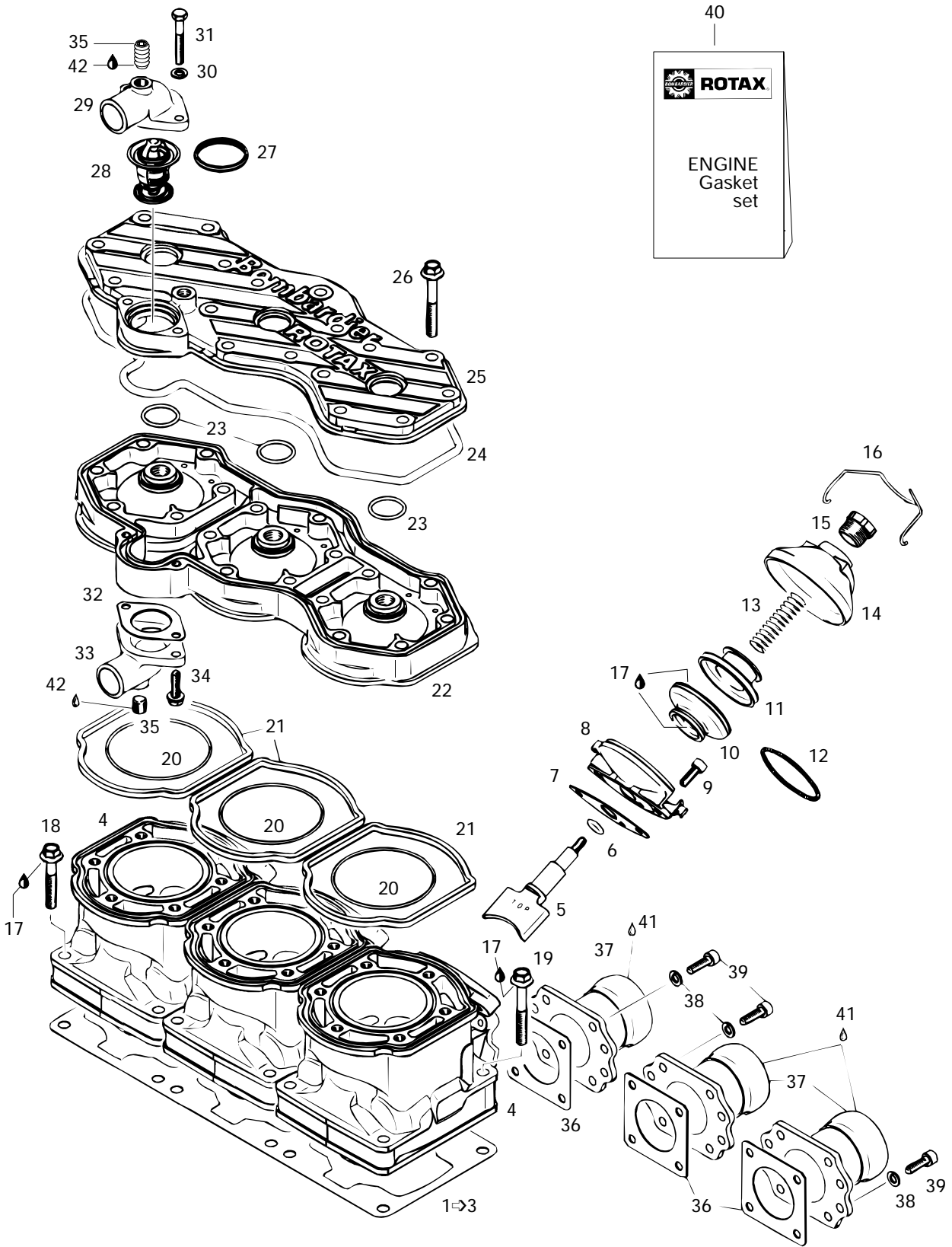


## Cylinder, Exhaust Manifold (599) Cylindre, collecteur d'échappement (599)

FORMULA

III	III - L T
-----	--------------------

				III	III - L T
<b>1→3</b>	420 9313 15	<b>Base Gasket Set .....</b>	<b>Ens. joint d'étanchéité .....</b>	1	1
<b>1</b>	420 9313 10	Gasket 0.4 mm .....	Joint d'étanchéité 0.4 mm .....	@	@
<b>2</b>	420 9313 11	Gasket 0.6 mm .....	Joint d'étanchéité 0.6 mm .....	@	@
<b>3</b>	420 9313 12	Gasket 0.3 mm .....	Joint d'étanchéité 0.3 mm .....	@	@
<b>4</b>	420 9231 12	Cylinder (Nicasil Coated) .....	Cylindre (traitement nicasil) .....	3	3
<b>5</b>	420 8542 90	Exhaust Valve .....	Soupape échappement.....	3	3
<b>6</b>	420 4301 10	O-Ring .....	Joint torique .....	3	3
<b>7</b>	420 2502 34	Gasket .....	Joint .....	3	3
<b>8</b>	420 8542 65	Valve Rod Housing .....	Boîtier .....	3	3
<b>9</b>	420 2412 36	Allen Screw M6 x 16 .....	Vis Allen M6 x 16 .....	6	6
<b>10</b>	420 2607 28	Bellows .....	Manchon .....	3	3
<b>11</b>	420 2532 57	Exhaust Valve Piston .....	Soupape échappement.....	3	3
<b>12</b>	420 2390 40	Hose Spring .....	Ressort-boyau .....	3	3
<b>13</b>	420 2399 40	Compression Spring.....	Ressort.....	3	3
<b>14</b>	420 9115 50	Valve Cover .....	Couvercle soupape .....	3	3
<b>15</b>	420 2412 20	Adjustment Screw .....	Vis ajustement.....	3	3
<b>16</b>	420 8380 82	Spring Clip .....	Bride à ressort .....	3	3
<b>17</b>	413 7070 00	Molykote 111 .....	Molykote 111 .....	@	@
<b>18</b>	420 9406 36	Collar-Hex. Screw M8 x 45 .....	Vis épaulement M8 x 45 .....	6	6
<b>19</b>	420 2403 26	Collar-Hex. Screw M8 x 53.5 .....	Vis épaulement M8 x 53.5 .....	6	6
<b>20</b>	420 9503 05	O-Ring .....	Joint torique .....	3	3
<b>21</b>	420 9313 20	Rubber Ring .....	Bague étanche.....	3	3
<b>22</b>	420 9231 20	Cylinder Head (Magenta).....	Culasse (magenta).....	1	1
<b>23</b>	420 4307 82	O-Ring .....	Joint torique .....	3	3
<b>24</b>	420 9313 30	O-Ring .....	Joint torique .....	1	1
<b>25</b>	420 9231 30	Cylinder Head Cover (Magenta) .....	Couvercle cylindre (magenta).....	1	1
<b>26</b>	420 9416 21	Collar Hex. Screw M8 x 56.5.....	Vis épaulement M8 x 56.5 .....	18	18
<b>27</b>	420 9312 70	Sealing Ring .....	Bague d'étanchéité .....	1	1
<b>28</b>	414 8341 00	Thermostat 42° .....	Thermostat 42° .....	1	1
<b>29</b>	420 9220 62	Bent Outlet Socket.....	Douille échappement .....	1	1
<b>30</b>	420 9457 51	Lock Washer .....	Rondelle-frein .....	2	2
<b>31</b>	222 0640 65	Hex. Screw M6 x 40 .....	Vis hex. M6 x 40 .....	2	2
<b>32</b>	420 8503 36	Gasket 1.0 mm .....	Joint 1.0 mm.....	1	1
<b>33</b>	420 9220 62	Bent Outlet Socket.....	Douille d'échappement .....	1	1
<b>34</b>	420 9412 50	Taptite-Screw M6 x 20 .....	Vis autotaraudeuse M6 x 20 .....	2	2
<b>35</b>	420 2404 80	Plug Screw .....	Vis-bouchon .....	2	2
<b>36</b>	420 8505 52	Gasket .....	Joint .....	3	3
<b>37</b>	420 9788 16	Exhaust Socket Ass'y.....	Collet d'échappement ass. ....	3	3
<b>38</b>	224 7611 10	Lock Washer 6mm .....	Rondelle-frein 6 mm .....	12	12

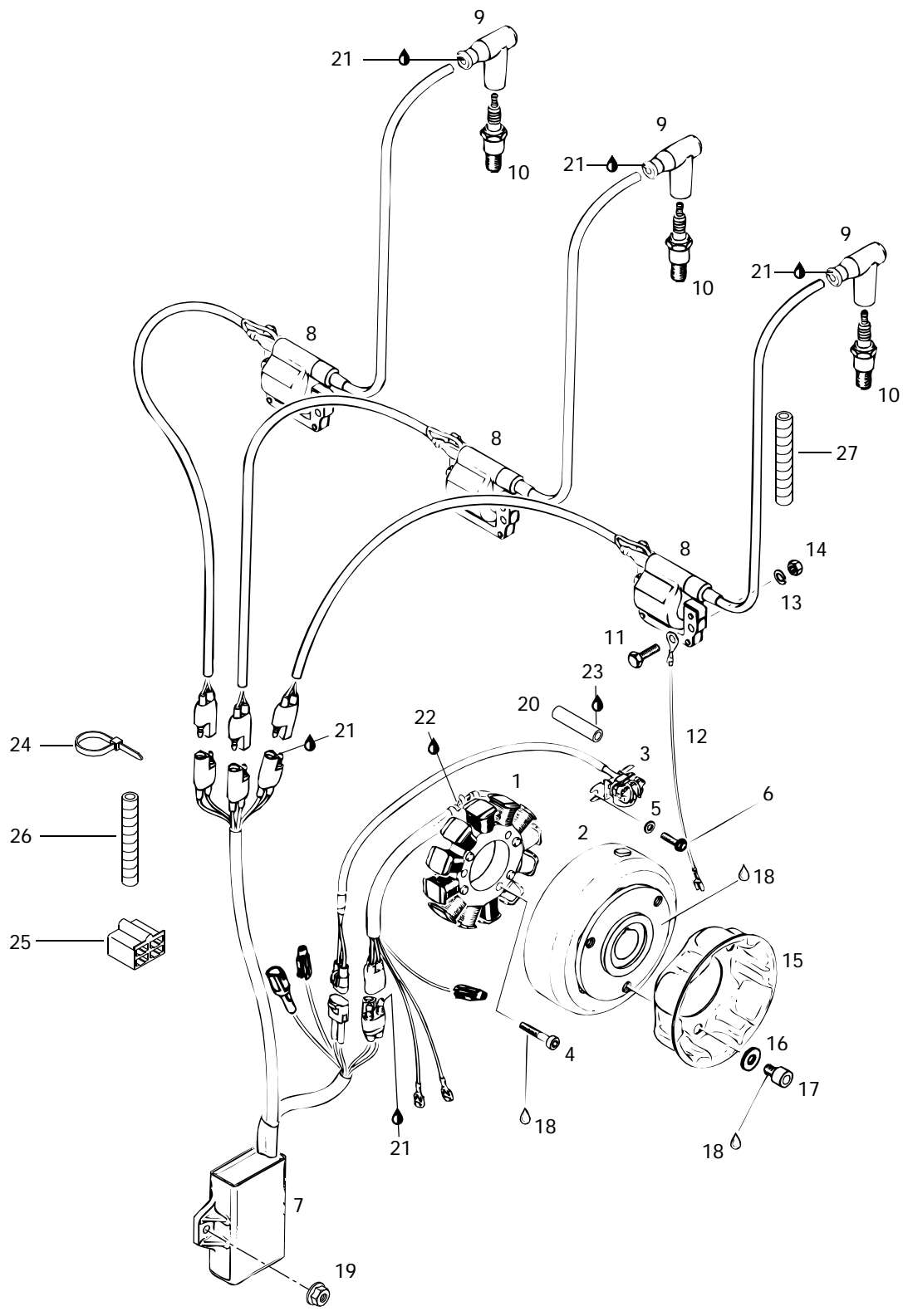




## Cylinder, Exhaust Manifold (599) Cylindre, collecteur d'échappement (599)

FORMULA

				III	III - L T
<b>39</b>	222 9620 65	Allen Screw M6 x 20 .....	Vis Allen M6 x 20 .....	12	12
<b>40</b>	420 8863 10	<b>Gasket Set</b> .....	<b>Ens. joint d'étanchéité</b> .....	1	1
<b>41</b>	413 7010 00	Loctite 767, Antiseize Lubricant, 12 oz .....	Loctite 767, lubrifiant antigrippage, 12 oz ..	@	@
<b>42</b>	413 7030 00	Loctite 242, 10 cc .....	Loctite 242, 10 cc .....	@	@







# Magneto 12V 220W (599)

## Magnéto 12V 220W (599)

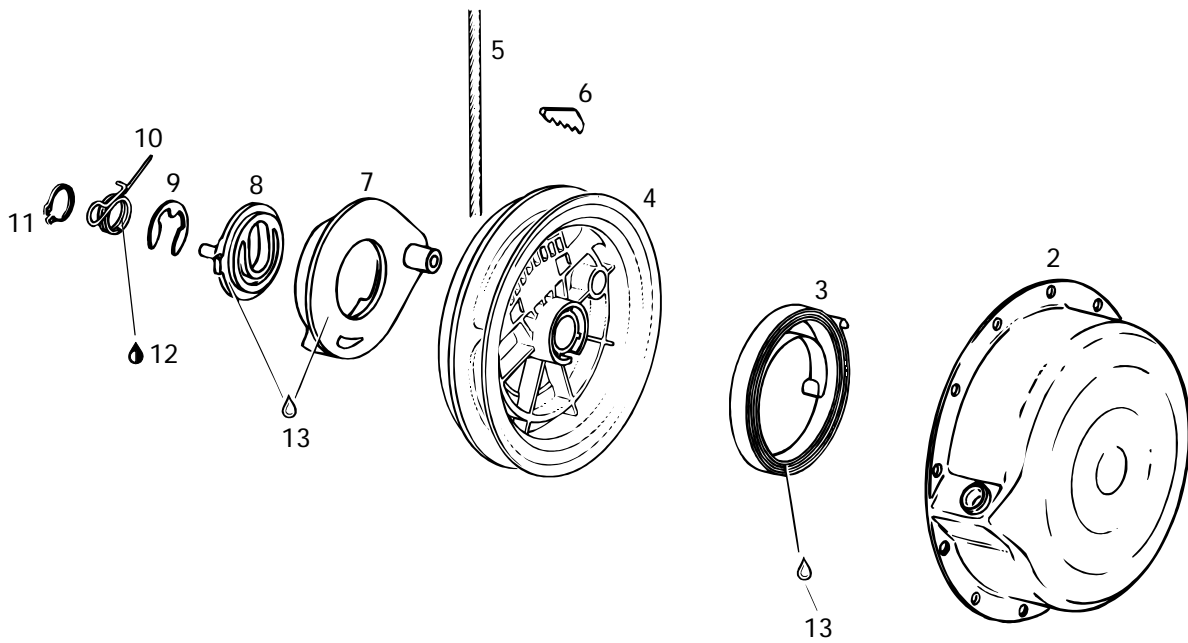
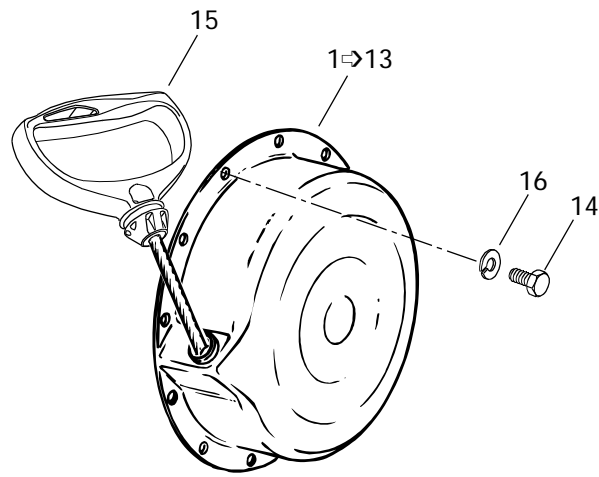
FORMULA

III	III - L T
-----	--------------------

		<b>Magneto Ass'y 12V 220W</b>	<b>Magnéto ass. 12V 220W</b>		
<b>1→3</b>	410 9181 00	<b>Magneto Ass'y 12V 220W</b>	<b>Magnéto ass. 12V 220W</b>	1	1
<b>1</b>	410 9193 00	Stator Ass'y	Plaque réacteur	1	1
<b>2</b>	410 9194 00	Magneto Flywheel	Volant	1	1
<b>3</b>	410 9167 00	Pick Up Ass'y	Capteur ass.	1	1
<b>4</b>	420 8408 86	Cylinder Screw M6 x 30	Vis cylindrique M6 x 30	3	3
<b>5</b>	420 8278 00	Washer	Rondelle	2	2
<b>6</b>	420 9419 25	Taptite Screw M5 x 16	Vis autotaraudeuse M5 x 16	2	2
<b>7</b>	410 9195 00	Amplifier Box	Boîte électronique	1	1
<b>8</b>	420 9657 35	Ignition Coil	Bobine d'allumage	3	3
<b>9</b>	414 8640 00	Spark Plug Cap	Capuchon de bougies	3	3
<b>10</b>	414 5867 00	Spark Plug (NGK BR10-ES)	Bougies (NGK BR10-ES)	3	3
<b>11</b>	222 0620 65	Hex. Screw M6 x 20	Vis hex. M6 x 20	6	6
<b>12</b>	— XXX —	Mass Cable Ass'y	Câble de masse ass.	1	1
<b>13</b>	420 9457 51	Lock Washer	Rondelle-frein	6	6
<b>14</b>	228 0610 45	Hex. Nut M6	Écrou hex. M6	6	6
<b>15</b>	420 8524 15	Starting Pulley	Poulie démarrage	1	1
<b>16</b>	420 8274 05	Washer	Rondelle	3	3
<b>17</b>	420 8415 20	Allen Screw M8 x 12	Vis Allen M8 x 12	3	3
<b>18</b>	413 7030 00	Loctite 242, 10 cc	Loctite 242, 10 cc	@	@
<b>19</b>	228 7610 45	Elastic Flanged Stop Nut M6	Écrou élastique à épaulement M6	2	2
<b>20</b>	420 8304 52	Silencer Tube	Tube de silencieux	1	1
<b>21</b>	413 7061 00	Lithium Grease, 400 gr	Graisse-Lithium, 400 gr	@	@
<b>22</b>	— XXX —	Silastic 732 RTV, 100 gr	Silastic 732 RTV, 100 gr	@	@
<b>23</b>	— XXX —	Sikaflex 255, 310 gr	Sikaflex 255, 310 gr	@	@
<b>24</b>	414 1152 00	Tie Rap	Attache	2	2
<b>25</b>	409 2049 00	Female Housing Receptacle	Logement raccord femelle	@	@
<b>26</b>	410 9040 00	Tubing Helicoïdal	Gaine hélicoïdale	@	@
<b>27</b>	414 6124 00	Tubing	Gaine	@	@

Parts marked with «XXX» are not available as spare parts.

Les articles marqués d'un «XXX» ne sont pas disponibles comme pièces de remplacement.



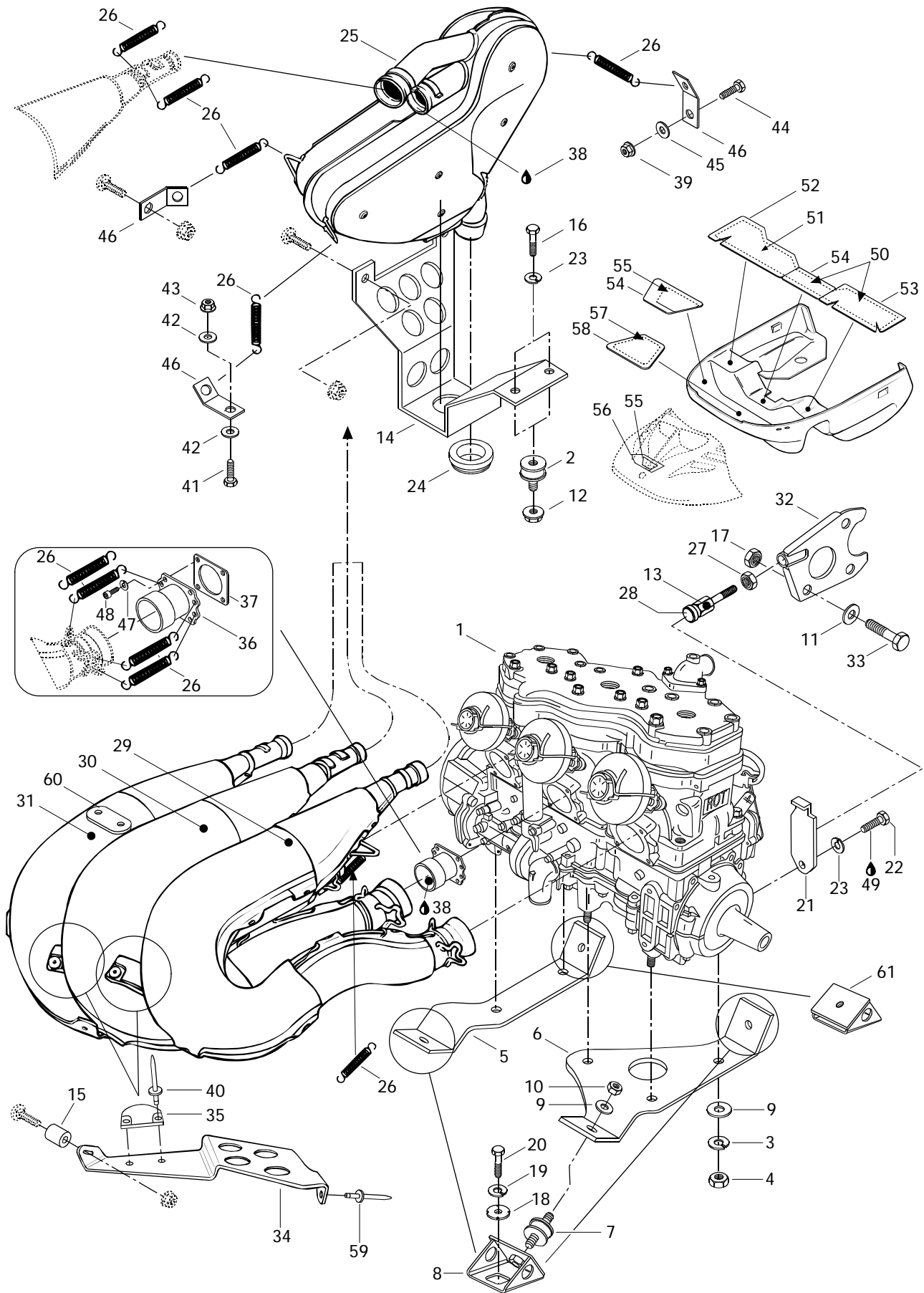


## Rewind Starter (599) Démarreur à rappel (599)

FORMULA

III	III - L T
-----	--------------------

		<i>Rewind Starter Ass'y</i> .....	<i>Démarreur à rappel ass.</i> .....	1	1
<b>1-13</b>	420 8874 50	Starter Housing .....	Boîtier du démarreur .....	1	1
<b>2</b>	420 8108 17	Rewind Spring Ass'y .....	Ressort de rappel ass. ....	1	1
<b>3</b>	420 9391 15	Rope Sheave .....	Poulie du démarreur .....	1	1
<b>4</b>	420 8522 83	Starter Rope 2200 mm .....	Câble du démarreur 2200 mm .....	1	1
<b>5</b>	412 5001 00	Key Clamp .....	Coin .....	1	1
<b>6</b>	420 8520 70	Pawl .....	Cliquet .....	1	1
<b>7</b>	420 8522 90	Pawl Lock .....	Arrêt de cliquet .....	1	1
<b>8</b>	420 8523 01	Circlip .....	Circlip .....	1	1
<b>9</b>	420 8453 00	Locking Spring .....	Ressort d'arrêt .....	1	1
<b>10</b>	420 9389 85	Circlip .....	Circlip .....	1	1
<b>11</b>	420 9457 70	Molykote G-N Paste (Dow Corning, 88162-74) .	Pâte G-N Molykote (Dow Corning, 88162-74) ..	@	@
<b>12</b>	— XXX —	Silicone Compound Grease .....	Composé à la silicone .....	@	@
<b>13</b>	420 8970 61	Hex. Screw M6 x 16 .....	Vis hex. M6 x 16 .....	5	5
<b>14</b>	222 0616 65	Starter Grip .....	Poignée de démarreur .....	1	1
<b>N 15</b>	572 0844 00	Lock Washer .....	Rondelle-frein .....	5	5
<b>16</b>	420 9457 51				



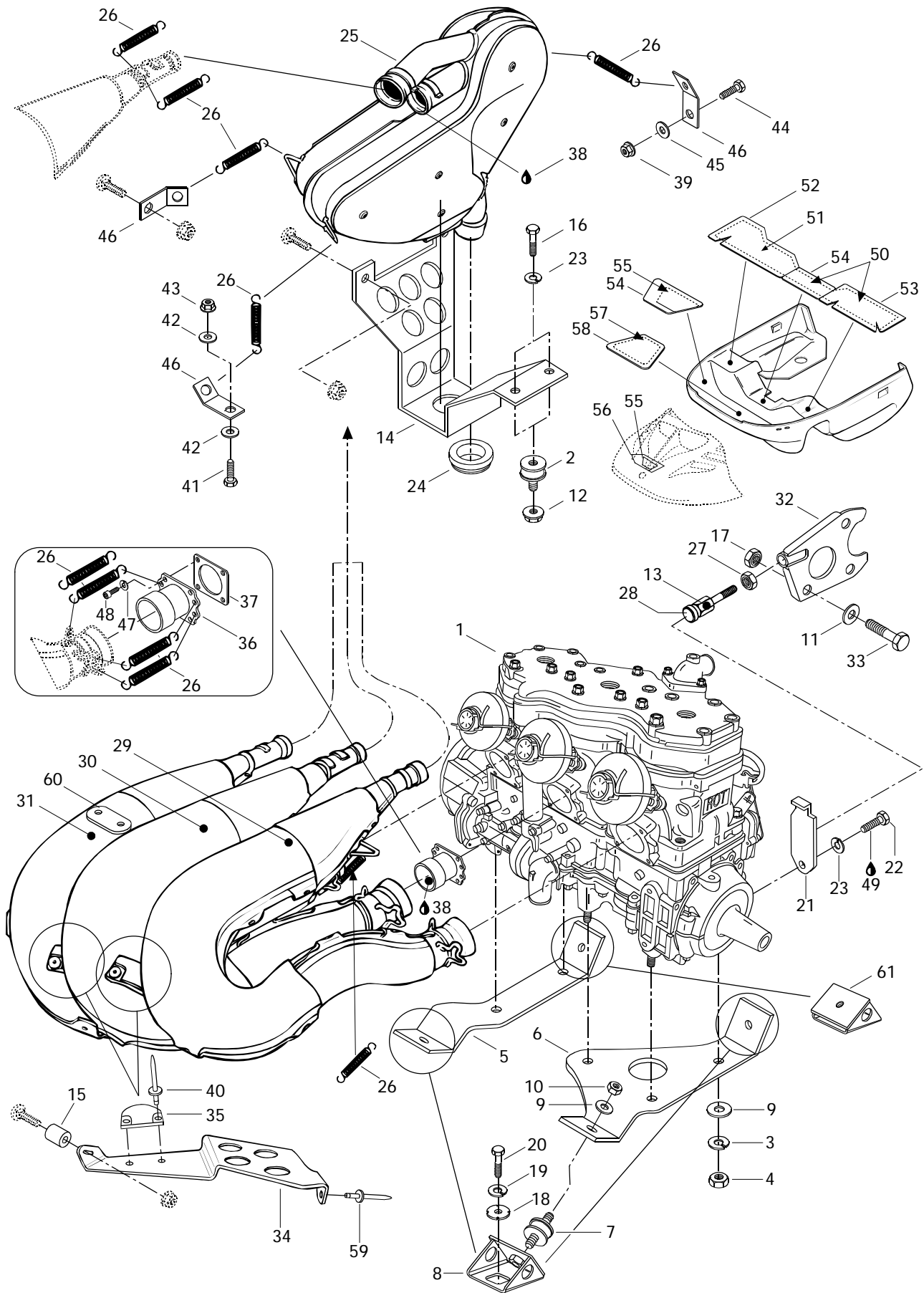


## Engine Support and Muffler (599) Support moteur et silencieux (599)

FORMULA

III	III - L T
-----	--------------------

<b>N 1</b>	400 5083 00	Engine «599» .....	Moteur «599» .....	1	1
<b>2</b>	570 0161 00	Rubber Mount .....	Tampon d'ancrage .....	2	2
<b>3</b>	224 7011 88	Lock Washer 10 mm .....	Rondelle-frein 10 mm .....	5	5
<b>4</b>	228 0010 45	Nut M10 .....	Écrou M10 .....	5	5
<b>5</b>	512 0528 00	Engine Support (MAG) .....	Support moteur (MAG) .....	1	1
<b>6</b>	512 0527 00	Engine Support (PTO) .....	Support moteur (PDM) .....	1	1
<b>7</b>	570 1277 00	Bounding Rubber Mount .....	Tampon d'ancrage .....	4	4
<b>8</b>	512 0509 00	Support .....	Support .....	3	3
<b>9</b>	224 0012 11	Washer 10 mm .....	Rondelle 10 mm .....	9	9
<b>10</b>	228 5010 45	Elastic Nut M10 .....	Écrou élastique M10 .....	4	4
<b>11</b>	224 0811 71	Washer 8 mm .....	Rondelle 8 mm .....	1	1
<b>12</b>	228 7810 45	Elastic Stop Nut M8 .....	Écrou élastique M8 .....	2	2
<b>N 13</b>	512 0569 00	Screw .....	Vis .....	1	1
<b>14</b>	514 0319 00	Support (Muffler) .....	Support (silencieux) .....	1	1
<b>15</b>	517 2777 00	Spacer .....	Entretoise .....	1	1
<b>16</b>	222 0812 65	Hex. Screw M8 x 12 .....	Vis hex. M8 x 12 .....	2	2
<b>17</b>	228 5810 45	Elastic Stop Nut M8 .....	Écrou d'arrêt élastique M8 .....	1	1
<b>N 18</b>	512 0567 00	Lock Washer .....	Rondelle-frein .....	4	4
<b>19</b>	224 7011 88	Lock Washer 10 mm .....	Rondelle-frein 10 mm .....	4	4
<b>20</b>	222 0025 65	Hex. Screw M10 x 25 .....	Vis hex. M10 x 25 .....	4	4
<b>21</b>	512 0533 00	Stopper Plate .....	Plaque de butée .....	1	1
<b>22</b>	222 0816 65	Hex. Screw M8 x 16 .....	Vis hex. M8 x 16 .....	1	1
<b>23</b>	224 7811 40	Lock Washer 8 mm .....	Rondelle-frein 8 mm .....	3	3
<b>24</b>	570 0273 00	Exhaust Grommet .....	Bague d'échappement .....	1	1
<b>25</b>	580 6480 00	Muffler .....	Silencieux d'échappement .....	1	1
<b>26</b>	414 8937 00	Spring .....	Ressort .....	22	22
<b>27</b>	228 0200 45	Nut Hex. M12 .....	Écrou hex. M12 .....	1	1
<b>28</b>	570 0495 00	Stopper .....	Butée .....	1	1
<b>29</b>	514 0454 00	Tuned Pipe (PTO) .....	Tuyau d'échappement calibré (PDM) ..	1	1
<b>30</b>	514 0455 00	<b>Tuned Pipe (Central) (Incl. 35) .....</b>	<b>Tuyau d'échap. calibré (centre) (incl. 35) .</b>	1	1
<b>N 31</b>	514 0456 01	<b>Tuned Pipe (MAG) (Incl. 35,60) .....</b>	<b>Tuyau d'échap. calibré (MAG) (incl. 35,60)</b>	1	1
<b>N 32</b>	512 0568 00	Plate .....	Plaque d'appui .....	1	1
<b>33</b>	222 0825 65	Hex. Screw M8 x 25 .....	Vis hex. M8 x 25 .....	1	1
<b>34</b>	514 0430 00	Support, Tuned Pipe .....	Support, tuyau d'échappement .....	1	1
<b>35</b>	570 0441 00	Rubber Pad .....	Tampon de caoutchouc .....	3	3
<b>36</b>	420 9788 16	Exhaust Socket Ass'y .....	Collecteur d'échappement ass. ....	3	3
<b>37</b>	420 8505 52	Gasket .....	Joint .....	3	3
<b>38</b>	413 7103 00	Sealant, Loctite 17914, 80 ml .....	Enduit étanche, Loctite 17914, 80 ml .	@	@





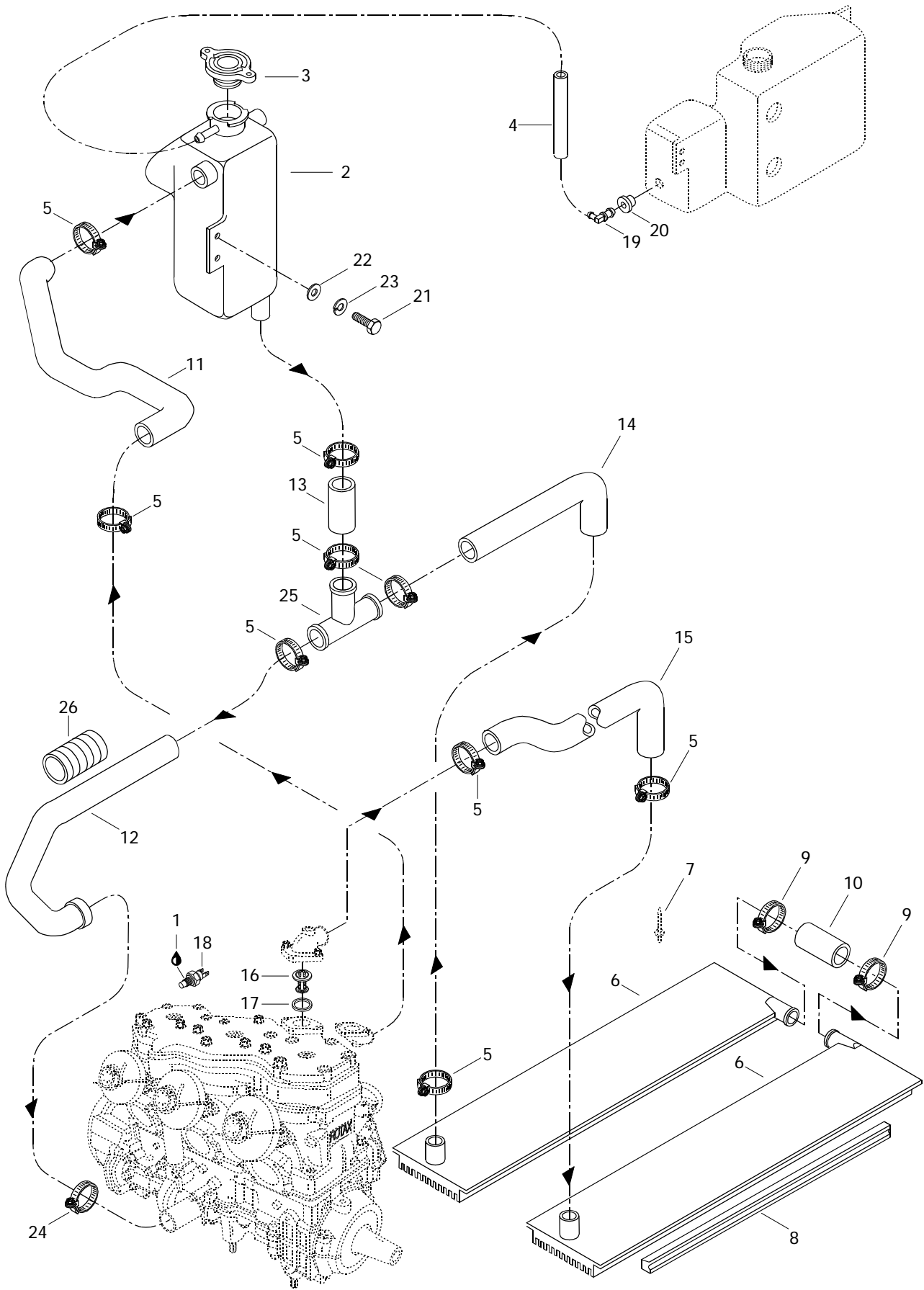
## Engine Support and Muffler (599) Support moteur et silencieux (599)

FORMULA

			III	III - L T
<b>39</b>	228 7610 45	Elastic Stop Nut M6 .....	Écrou élastique M6 .....	1 1
<b>40</b>	390 4096 00	Rivet .....	Rivet .....	@ @
<b>41</b>	222 0520 65	Hex. Screw M5 x 20 .....	Vis hex. M5 x 20 .....	1 1
<b>42</b>	224 0612 01	Flat Washer .....	Rondelle Plate .....	2 2
<b>43</b>	228 7510 45	Elastic Flanged Stop Nut M5 .....	Écrou élastique à épaulement M5 .....	1 1
<b>44</b>	222 0616 65	Hex. Screw M6 x 16 .....	Vis Hex. M6 x 16 .....	1 1
<b>45</b>	224 0602 01	Flat Washer .....	Rondelle plate .....	1 1
<b>46</b>	514 0340 00	Bracket-Spring .....	Attache-ressort .....	3 3
<b>47</b>	224 7611 10	Lock Washer 6 mm .....	Rondelle-frein 6 mm .....	12 12
<b>48</b>	222 9620 65	Allen Screw M6 x 20 .....	Vis Allen M6 x 20 .....	12 12
<b>49</b>	413 7074 00	Loctite 271, 10 c.c. ....	Loctite 271, 10 c.c. ....	@ @
<b>50</b>	514 0437 00	Insulator .....	Isolant .....	1 1
<b>51</b>	514 0436 00	Insulator .....	Isolant .....	1 1
<b>52</b>	414 9171 00	Sheet-Reflective .....	Feuille de réflexion .....	1 1
<b>53</b>	414 9183 00	Sheet-Reflective .....	Feuille de réflexion .....	1 1
<b>54</b>	414 9184 00	Sheet-Reflective .....	Feuille de réflexion .....	2 2
<b>55</b>	514 0390 00	Insulator .....	Isolant .....	2 2
<b>N 56</b>	415 0497 00	Sheet-Reflective .....	Feuille de réflexion .....	1 1
<b>57</b>	— XXX —	Insulator (Center) .....	Isolant (centre) .....	1 1
<b>58</b>	414 9309 00	Sheet-Reflective .....	Feuille de réflexion .....	1 1
<b>59</b>	390 9068 00	Rivet .....	Rivet .....	1 1
<b>N 60</b>	570 0648 00	Rubber Pad .....	Tampon de caoutchouc .....	1 1
<b>61</b>	512 0532 00	Support .....	Support .....	1 1

Parts marked with «XXX» are not available as spare parts.

Les articles marqués d'un «XXX» ne sont pas disponibles comme pièces de remplacement.







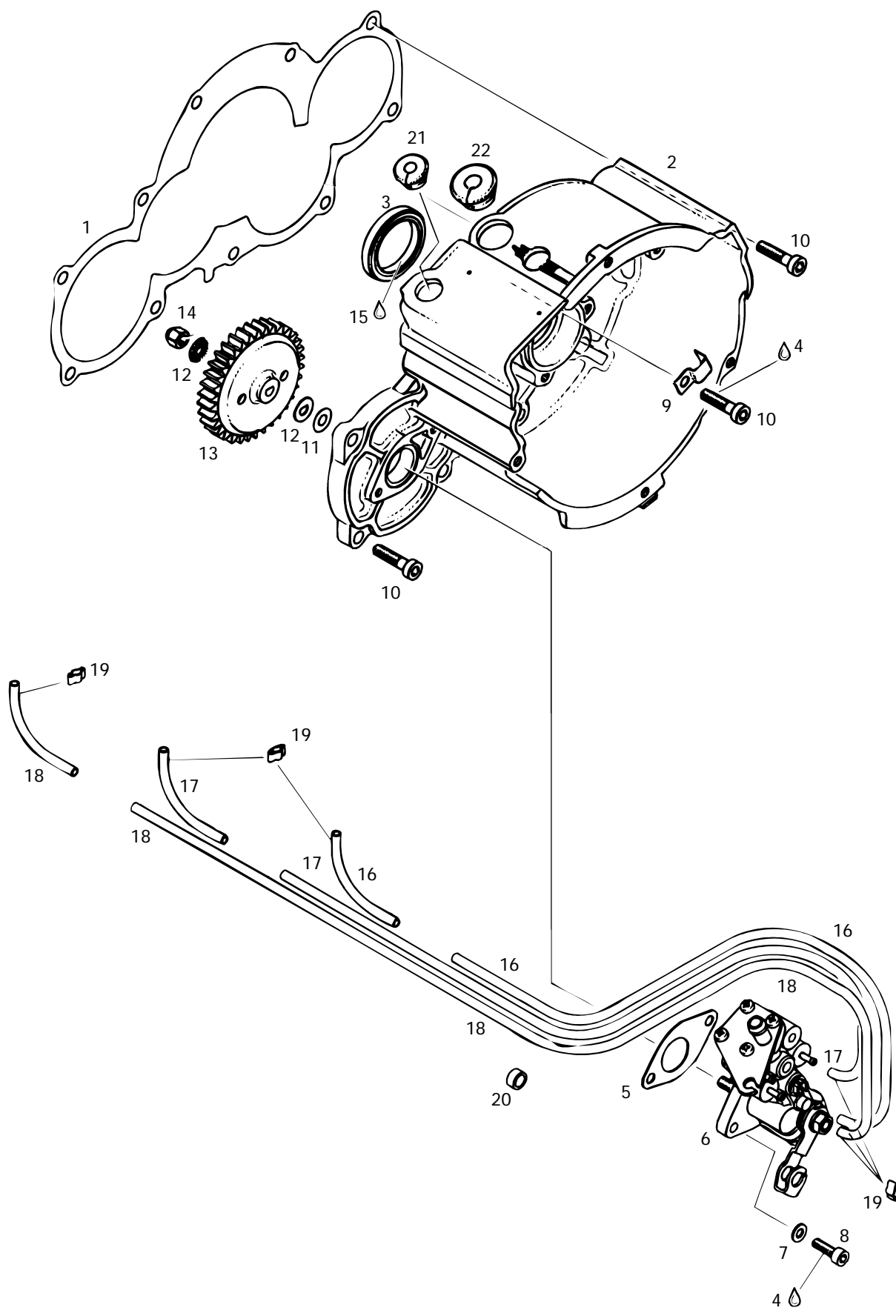
## Cooling System (599) Système de refroidissement (599)

FORMULA

				III	III - L T
<b>1</b>	413 7023 00	Loctite 592 Pipe Sealant, 50 ml .....	Loctite 592 joint pour tuyau, 50 ml .....	@	@
<b>2</b>	572 0717 00	Coolant Tank .....	Réservoir .....	1	1
<b>3</b>	414 6847 00	Pressure Cap .....	Bouchon à pression .....	1	1
<b>4</b>	414 8340 00	Overflow Hose 6.35 mm Dia. ....	Boyau trop-plein 6.35 mm dia. ....	@	@
<b>5</b>	408 8004 00	Tridon Gear Clamp .....	Bride de serrage Tridon .....	9	9
<b>N 6</b>	517 2805 10	R.H. Radiator .....	Radiateur DR .....	1	—
<b>N</b>	517 2805 11	L.H. Radiator .....	Radiateur GA .....	1	—
<b>N</b>	517 2907 10	R.H. Radiator .....	Radiateur DR .....	—	1
<b>N</b>	517 2907 11	L.H. Radiator .....	Radiateur GA .....	—	1
<b>7</b>	— XXX —	Rivet .....	Rivet .....	@	@
<b>N 8</b>	415 0565 00	Radiator Protector .....	Protecteur de radiateur .....	2	—
	415 0123 00	Radiator Protector .....	Protecteur de radiateur .....	—	2
<b>9</b>	408 8034 00	Tridon Gear Clamp .....	Bride de serrage Tridon .....	2	2
<b>10</b>	414 7958 00	Rear Radiator Outlet Hose .....	Boyau de sortie du radiateur (arr.) .....	1	1
<b>11</b>	414 7952 00	Engine Outlet Hose .....	Boyau de sortie du moteur .....	1	1
<b>12</b>	414 9490 00	Engine Inlet Hose .....	Boyau d'entrée du moteur .....	1	1
<b>13</b>	414 9867 00	Hose-Junction .....	Boyau-jonction .....	1	1
<b>14</b>	414 9866 00	Radiator Outlet Hose .....	Boyau de sortie du radiateur .....	1	1
<b>15</b>	414 7955 00	Radiator Inlet Hose .....	Boyau d'entrée du radiateur .....	1	1
<b>16</b>	414 8341 00	Thermostat .....	Thermostat .....	1	1
<b>17</b>	420 9312 70	Sealing Ring .....	Bague d'étanchéité .....	1	1
<b>18</b>	414 7287 00	Sender .....	Capteur .....	1	1
<b>19</b>	414 5806 00	Connector .....	Raccord .....	1	1
<b>20</b>	570 1351 00	Grommet .....	Bague isolante .....	1	1
<b>21</b>	222 0616 65	Hex. Screw M6 x 16 .....	Vis hex. M6 x 16 .....	1	1
<b>22</b>	224 0611 51	Washer 6 mm .....	Rondelle 6 mm .....	1	1
<b>23</b>	224 7611 10	Lock Washer 6 mm .....	Rondelle-frein 6mm .....	1	1
<b>24</b>	— XXX —	Tridon Gear Clamp .....	Bride de serrage Tridon .....	1	1
<b>25</b>	414 6199 00	«T» Fitting .....	Raccord en «T» .....	1	1
<b>26</b>	414 9918 00	Protector Shield .....	Gaine protectrice .....	1	1

Parts marked with «XXX» are not available as spare parts.

Les articles marqués d'un «XXX» ne sont pas disponibles comme pièces de remplacement.

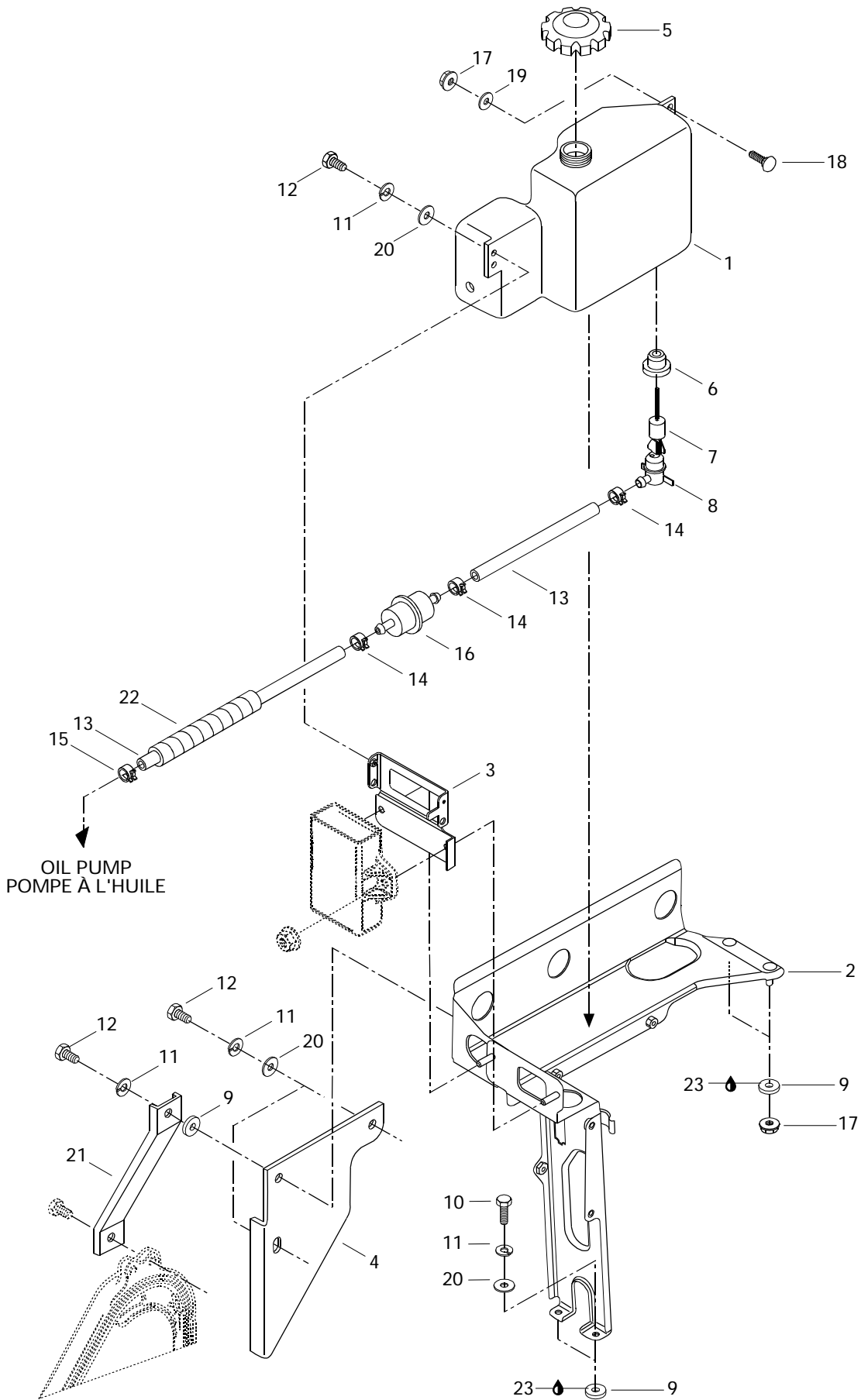




## Ignition Housing, Oil pump (599) Boîtier-allumage, pompe à l'huile (599)

FORMULA

			III	III - L T
<b>1</b>	420 9502 82	Gasket 0.8 mm .....	1	1
<b>2</b>	420 8102 39	Ignition Housing .....	1	1
<b>3</b>	420 9312 90	Oil-Seal .....	1	1
<b>4</b>	413 7030 00	Loctite 242, 10 cc .....	@	@
<b>5</b>	420 9504 60	Gasket .....	1	1
<b>6</b>	420 8864 59	<b>Oil pump Ass'y .....</b>	1	1
<b>7</b>	420 9457 50	Lock Washer .....	2	2
<b>8</b>	420 6400 71	Allen Screw M5 x 16 .....	2	2
<b>9</b>	420 9533 85	Cable Clamp .....	1	1
<b>10</b>	420 9416 91	Cylindrical Screw M6 x 25 .....	10	10
<b>11</b>	420 9457 51	Lock Washer 6 mm .....	1	1
<b>12</b>	420 2271 50	Washer .....	2	2
<b>13</b>	420 8342 70	Oilpump Gear (36 Teeth) .....	1	1
<b>14</b>	228 5610 45	Nut Elastic Hex. M6 .....	1	1
<b>15</b>	413 7070 00	Molykote 111 .....	@	@
<b>16</b>	414 4138 00	Oil Line .....	@	@
<b>17</b>	414 4138 00	Oil Line .....	@	@
<b>18</b>	414 4138 00	Oil Line .....	@	@
<b>19</b>	420 8538 40	Clamp .....	6	6
<b>20</b>	420 9607 00	Rubber Ring .....	2	2
<b>21</b>	420 9602 80	Cable Grommet .....	1	1
<b>22</b>	420 9602 87	Cable Grommet .....	1	1



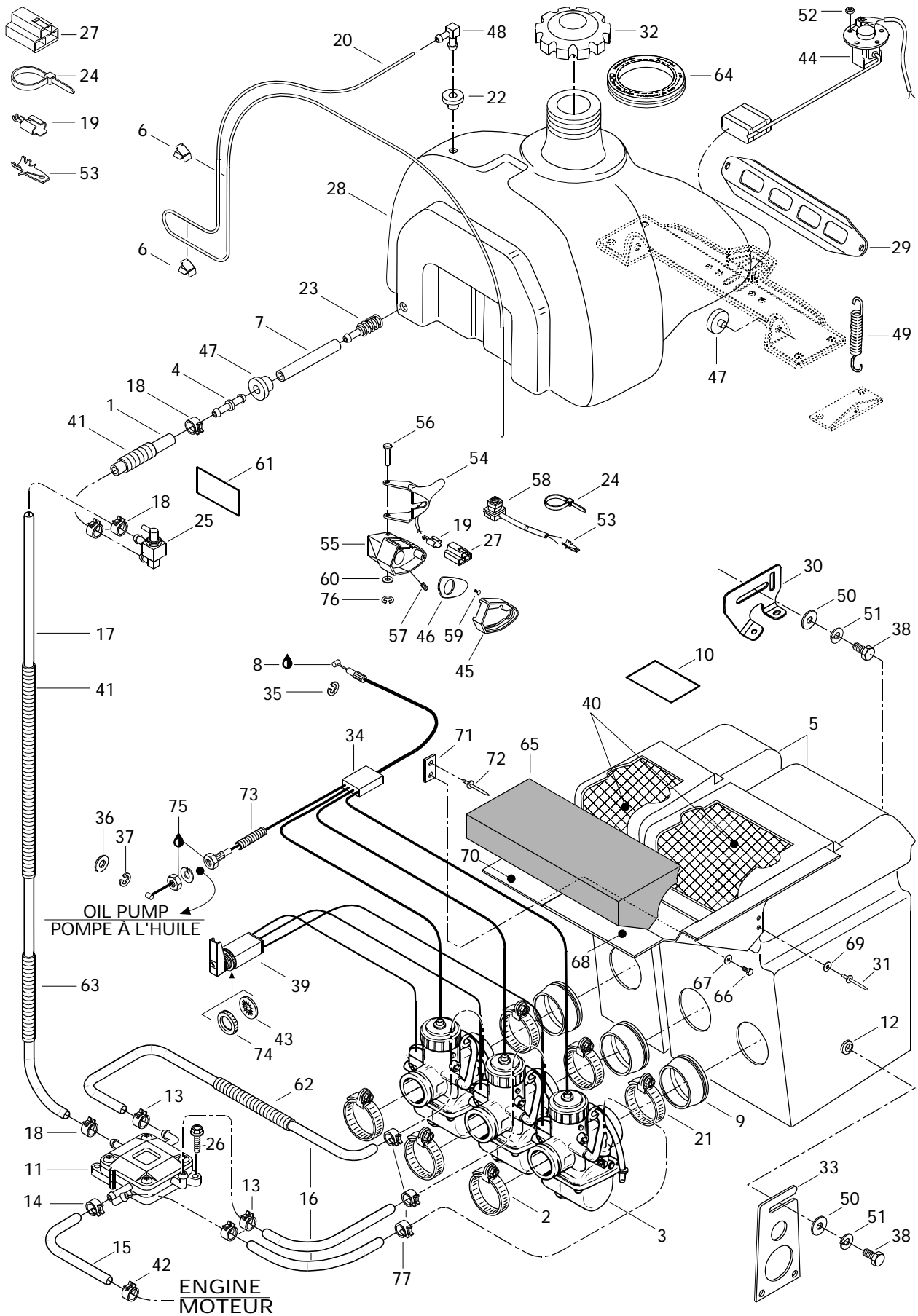


## Support and Oil Tank Support et réservoir d'huile

FORMULA

III	III - L T
-----	--------------------

<b>1</b>	572 0431 00	Injection Oil Tank .....	Réservoir d'huile à injection .....	1	1
<b>2</b>	517 2851 00	Support .....	Support .....	1	1
<b>3</b>	517 2603 00	Upper Support .....	Support Supérieur .....	1	1
<b>4</b>	517 2759 00	Deflector .....	Déflecteur .....	1	1
<b>5</b>	572 0710 00	Oil Tank Cap .....	Bouchon du réservoir d'huile .....	1	1
<b>6</b>	570 0230 00	Grommet .....	Bague isolante .....	1	1
<b>7</b>	414 6819 00	Float .....	Flotte .....	1	1
<b>8</b>	414 6818 00	Oil Lever Sensor .....	Contacteur du niveau d'huile .....	1	1
<b>9</b>	414 4544 00	Rubber Spacer .....	Entretoise de caoutchouc .....	5	5
<b>10</b>	222 0620 65	Hex. Screw M6 x 20 .....	Vis hex. M6 x 20 .....	2	2
<b>11</b>	224 7611 10	Lock Washer 6 mm .....	Rondelle-frein 6 mm .....	6	6
<b>12</b>	222 0616 65	Hex. Screw M6 x 16 .....	Vis hex. M6 x 16 .....	4	4
<b>13</b>	414 5333 00	Oil Line .....	Conduit d'huile .....	@	@
<b>14</b>	414 4152 00	Spring Clip .....	Pince à ressort .....	3	3
<b>15</b>	414 4207 00	Spring Clip .....	Pince à ressort .....	1	1
<b>16</b>	414 5365 00	Filter .....	Filtre .....	1	1
<b>17</b>	228 7610 45	Elastic Flanged Stop Nut M6 .....	Écrou élastique à épaulement M6 .....	3	3
<b>18</b>	222 2620 65	Carriage Bolt M6 x 20 .....	Vis de carrosserie M6 x 20 .....	1	1
<b>19</b>	224 0612 01	Washer 6 mm .....	Rondelle 6 mm .....	1	1
<b>20</b>	224 0611 51	Washer 6 mm .....	Rondelle 6 mm .....	5	5
<b>21</b>	517 2541 01	Welded Side Support .....	Support latéral soudé .....	1	1
<b>22</b>	414 6124 00	Tubing .....	Gaine .....	@	@
<b>23</b>	413 7032 00	Loctite 495, 3gr .....	Loctite 495, 3gr .....	@	@

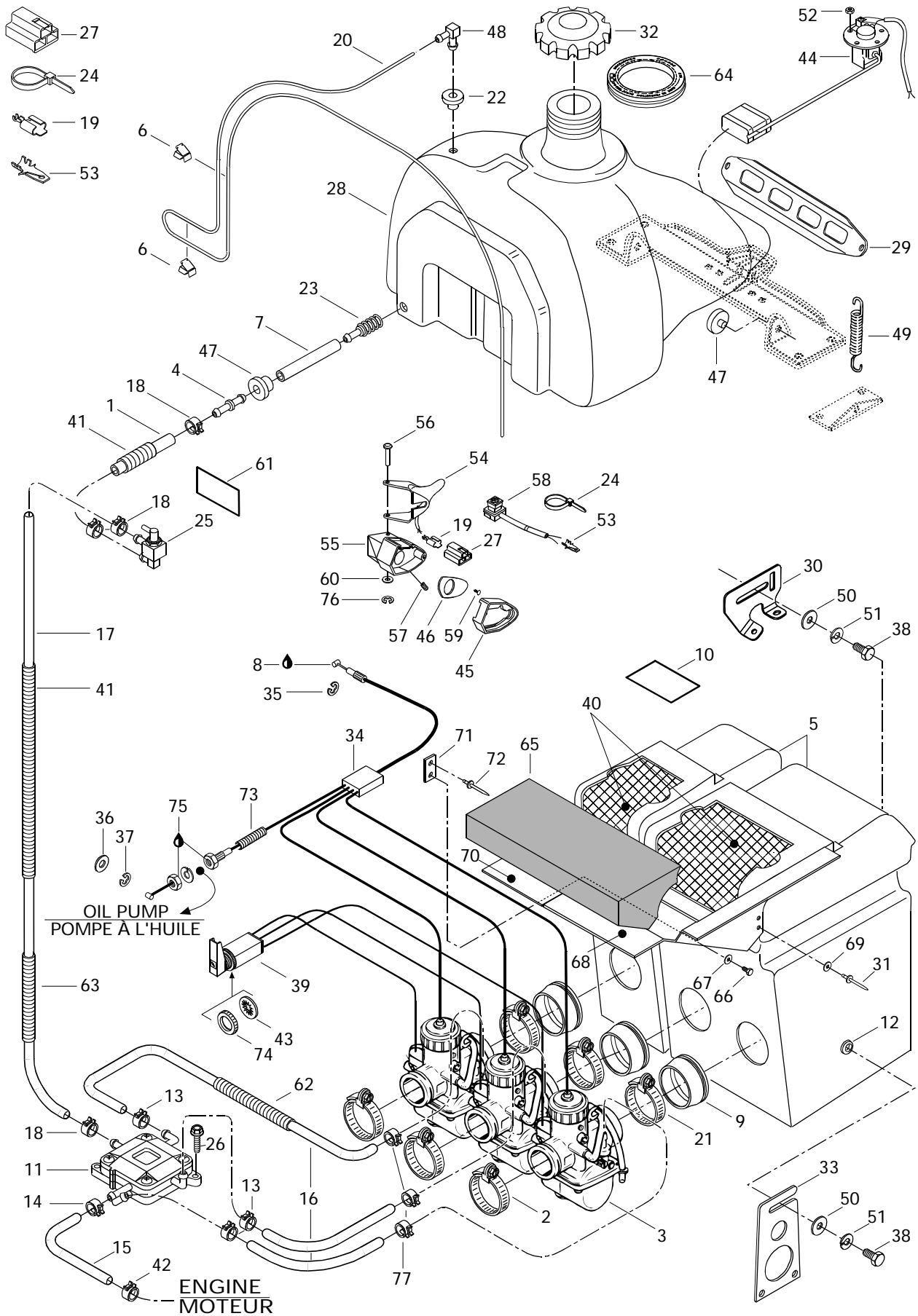




## Fuel System (599) Système d'alimentation (599)

FORMULA

				III	III - L T
<b>1</b>	414 9339 00	Hose-Forming .....	Boyau formé .....	1	1
<b>2</b>	414 5327 00	Clamp .....	Bride .....	3	3
<b>N 3</b>	403 1286 00	Carburetor VM-36-176 .....	Carburateur VM-36-176 .....	3	3
<b>4</b>	414 8727 00	Male Connector .....	Connecteur mâle .....	1	1
<b>5</b>	580 6476 00	<b>Air Silencer Ass'y 2 Holes .....</b>	<b>Silencieux d'adm. ass. 2 entrées ..</b>	1	1
		(Incl. 9,10,12,31,40,68,69) .....	(Incl. 9,10,12,31,40,68,69) .....		
	580 6477 00	<b>Air Silencer Ass'y 1 Hole .....</b>	<b>Silencieux d'adm. ass. 1 entrée ...</b>	1	1
		(Incl. 9,12,31,40,69,70,71,72) .....	(Incl. 9,12,31,40,69,70,71,72) .....		
<b>6</b>	414 2273 00	Clip .....	Pince .....	2	2
<b>7</b>	415 0057 00	Hose .....	Boyau .....	1	1
<b>8</b>	413 7017 00	Grease Dielectric, 3oz .....	Graisse diélectrique, 3oz .....	@	@
<b>9</b>	570 0470 00	Intake Adaptor .....	Adapteur d'admission .....	3	3
<b>10</b>	414 1615 00	Warning Decal .....	Décalque d'avertissement .....	1	1
<b>11</b>	403 9011 00	Fuel Pump (70 Liters) .....	Pompe à essence (70 litres) .....	1	1
<b>12</b>	732 6100 57	Jack Nut .....	Écrou .....	2	2
<b>13</b>	414 5548 00	Spring Clip .....	Bride à ressort .....	3	3
<b>14</b>	414 4152 00	Spring Clip .....	Bride à ressort .....	1	1
<b>N 15</b>	415 0631 00	Impulse Hose 6.35 mm .....	Conduit d'impulsion 6.35 mm .....	@	@
<b>16</b>	414 8340 00	Fuel Line .....	Conduit d'essence .....	@	@
<b>17</b>	414 9314 00	Fuel Line .....	Conduit d'essence .....	@	@
<b>18</b>	414 6557 00	Spring Clip .....	Bride à ressort .....	4	4
<b>19</b>	561 5032 00	Female Receptacle .....	Raccord femelle .....	@	@
<b>20</b>	414 2969 00	Fuel Line Primer .....	Conduit d'essence d'amorce .....	@	@
<b>21</b>	414 8301 00	Clamp .....	Bride .....	3	3
<b>22</b>	570 1351 00	Grommet .....	Bague isolante .....	1	1
<b>23</b>	414 8721 00	Fuel Filter .....	Filtre à essence .....	1	1
<b>24</b>	414 1152 00	Tie-Rap .....	Attache .....	@	@
<b>25</b>	414 8722 00	Shut-off Valve .....	Valve à essence .....	1	1
<b>26</b>	732 6000 05	Hex. Tapping Screw M6 x 20 .....	Vis hex. autotaraudeuse M6 x 20 .....	2	2
<b>27</b>	409 0085 00	Female Connector .....	Connecteur femelle .....	@	@
<b>28</b>	572 0571 00	Fuel Tank .....	Réservoir à essence .....	1	1
<b>29</b>	517 2492 00	Fuel Tank Bracket (Support) .....	Attache du réservoir à essence (support)	1	1
<b>30</b>	518 3139 00	Internal Bracket .....	Attache intérieure .....	1	1
<b>31</b>	390 4066 00	Rivet .....	Rivet .....	8	8
<b>32</b>	572 0739 00	Cap .....	Bouchon .....	1	1
<b>33</b>	517 2520 00	External Bracket .....	Attache extérieure .....	1	1





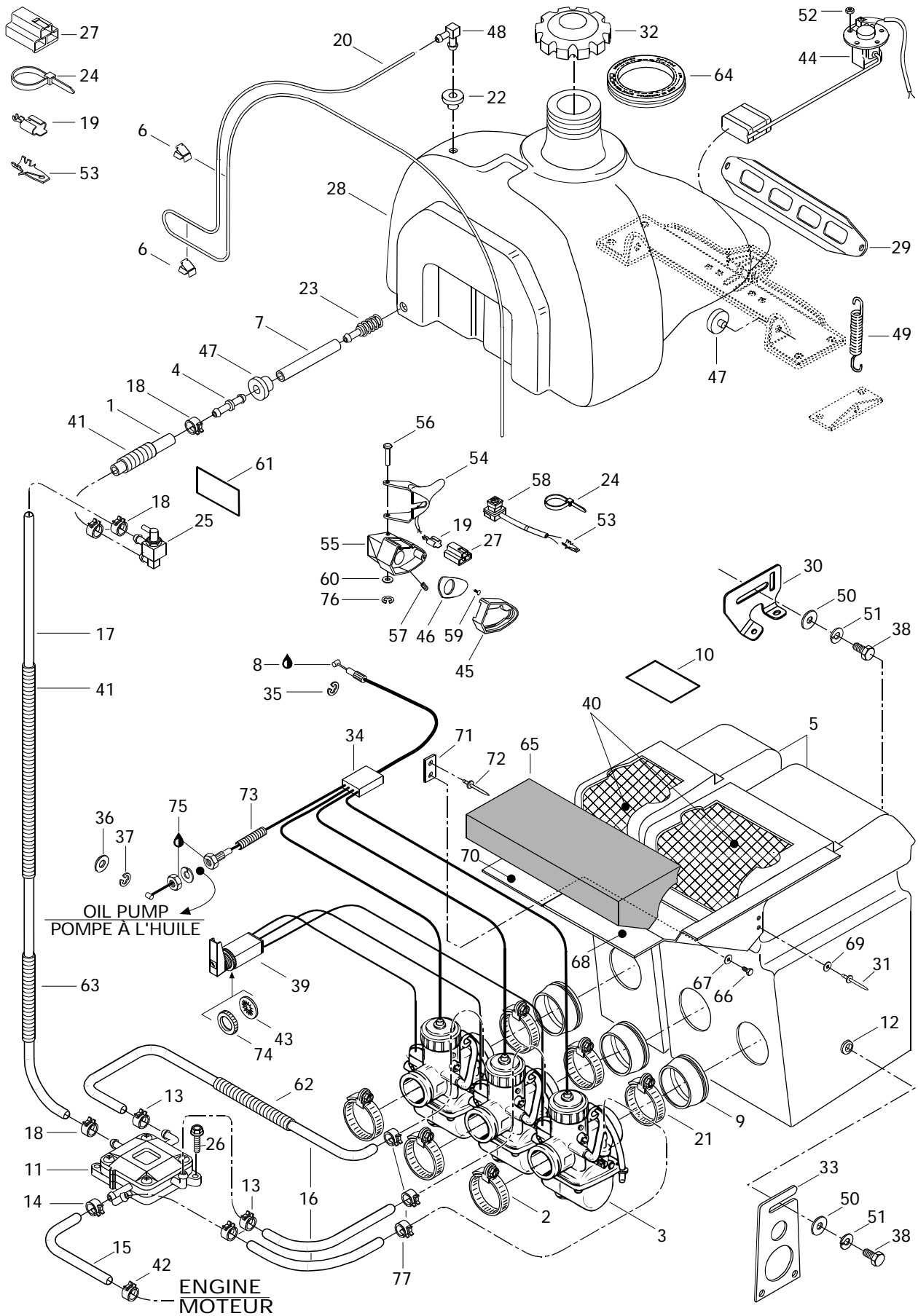


## Fuel System (599) Système d'alimentation (599)

FORMULA

III	III - L T
-----	--------------------

<b>34</b>	414 9665 01	Throttle Cable and Housing VM-36 ....	Câble et gaine d'accélérateur VM-36 .	1	1
<b>35</b>	414 2745 00	Circlip .....	Circlip .....	1	1
<b>36</b>	414 7533 00	Washer .....	Rondelle .....	1	1
<b>37</b>	414 7535 00	Circlip .....	Circlip .....	1	1
<b>38</b>	222 0620 65	Hex. Screw M6 x 20 .....	Vis hex. M6 x 20 .....	2	2
<b>39</b>	415 0062 00	Choke Cable .....	Câble d'étrangleur .....	1	1
<b>40</b>	572 0291 03	Air Filter Foam (1 Holes Silencer) .....	Mousse de filtre à air (Silencieux-1 entrées)	1	1
	572 0290 07	Air Filter Foam (2 Holes Silencer) .....	Mousse de filtre à air (Silencieux-2 entrées)	1	1
<b>41</b>	415 0115 00	Tubing .....	Gaine .....	@	@
<b>42</b>	408 8011 00	Clamp .....	Bride de serrage .....	1	1
<b>43</b>	394 1033 00	Lock Washer .....	Rondelle-frein .....	1	1
<b>N 44</b>	580 6511 00	Fuel Level Sensor .....	Capteur de niveau d'essence .....	1	1
<b>45</b>	572 0446 00	Cover Throttle .....	Couvercle de l'accélérateur .....	1	1
<b>N 46</b>	572 0868 00	Plate .....	Plaque .....	1	1
<b>47</b>	570 2739 00	Grommet .....	Passe-fils .....	3	3
<b>48</b>	414 8141 00	Male Connector .....	Raccord mâle .....	1	1
<b>49</b>	414 8937 00	Spring .....	Ressort .....	2	2
<b>50</b>	224 0611 21	Washer 6 mm .....	Rondelle 6 mm .....	2	2
<b>51</b>	224 7611 10	Lock Washer 6 mm .....	Rondelle-frein 6 mm .....	2	2
<b>52</b>	228 5510 45	Elastic Stop Nut M5 .....	Écrou élastique M5 .....	5	5
<b>53</b>	561 5034 00	Tab .....	Patte .....	@	@
<b>N 54</b>	572 0903 00	Heat Throttle Handle, (38 mm) .....	Manette d'acc. chauffante, (38 mm) ...	1	1
<b>N 55</b>	572 0867 00	Throttle Handle Housing .....	Logement de manette d'accélérateur .	1	1
<b>56</b>	414 4387 00	Lever Pin .....	Goupille du levier .....	1	1
<b>57</b>	414 4408 00	Set Screw .....	Vis de pression .....	1	1
<b>58</b>	414 6127 00	Kill Switch .....	Interrupteur d'urgence .....	1	1
<b>59</b>	414 4732 00	Self Tapping Screw .....	Vis autotaraudeuse .....	1	1
<b>60</b>	414 4389 00	Washer .....	Rondelle .....	1	1
<b>61</b>	414 9315 00	Security Label (Shut-off Valve) .....	Étiquette de sécurité (valve à ess.) .....	1	1
<b>62</b>	414 6124 00	Tubing .....	Gaine .....	@	@
<b>63</b>	414 9429 00	Tubing .....	Gaine .....	@	@
<b>64</b>	570 2769 00	Rubber Ring .....	Bague de caoutchouc .....	1	1
<b>65</b>	415 0276 00	Air Filter .....	Filtre à air .....	1	1
<b>66</b>	222 8514 65	Screw M5 x 14 .....	Vis M5 x 14 .....	1	1
<b>67</b>	224 1511 01	Serrated Washer 5 mm .....	Rondelle dentellé 5 mm .....	1	1
<b>68</b>	517 2849 00	Deflector (2 Holes Silencer) .....	Défecteur (Silencieux-2 entrées) .....	1	1
<b>69</b>	517 2259 00	Washer .....	Rondelle .....	8	8

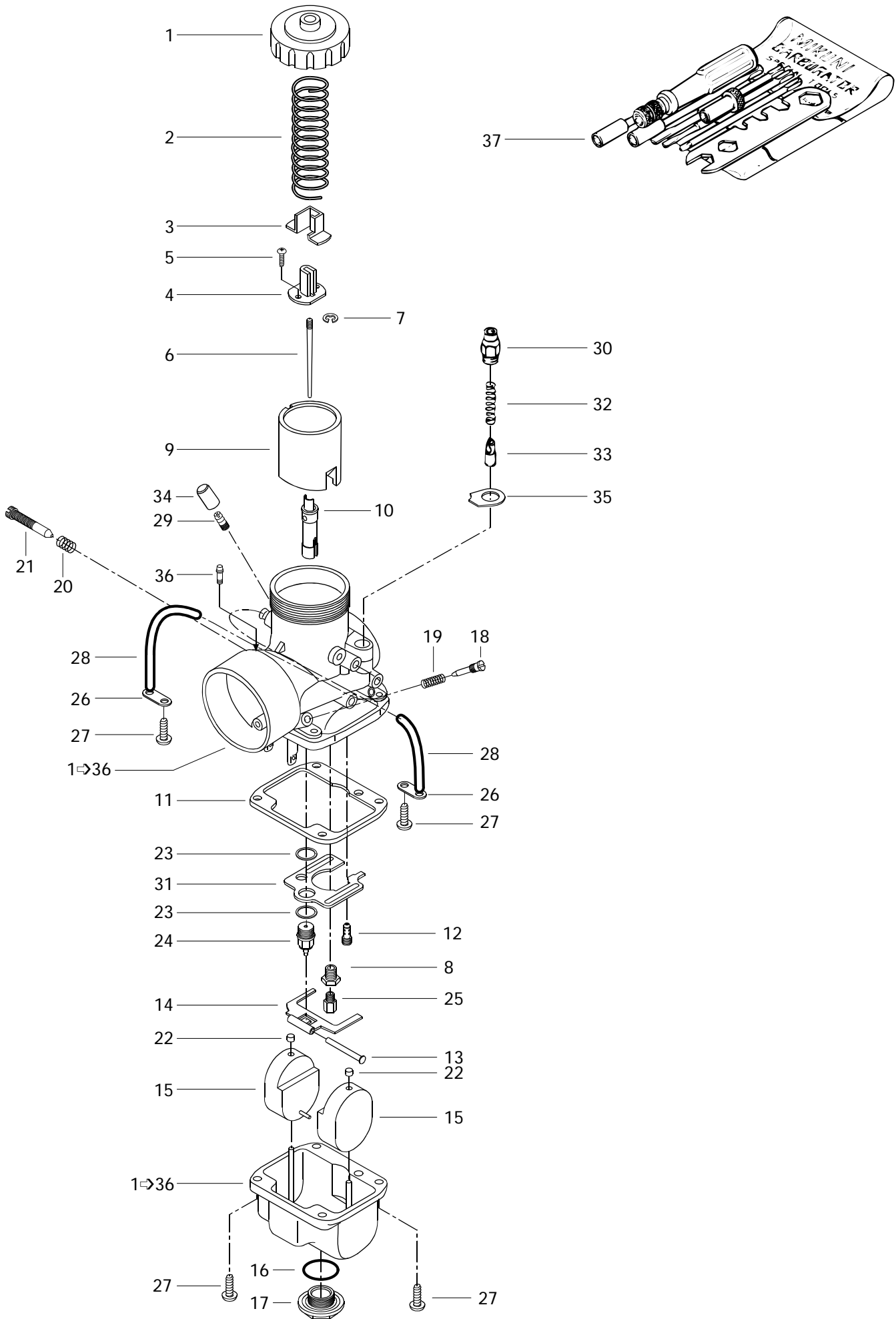




## Fuel System (599) Système d'alimentation (599)

FORMULA

			III	III - L T
<b>70</b>	517 2850 00	Deflector (1 Holes Silencer) .....	Défecteur (Silencieux-1 entrées) .....	1 1
<b>71</b>	517 2785 00	Plate .....	Plaque .....	1 1
<b>72</b>	390 4024 00	Rivet .....	Rivet .....	1 1
<b>73</b>	414 6124 00	Tubing .....	Gaine .....	@ @
<b>74</b>	414 9772 00	Plastic Nut .....	Écrou de plastique .....	1 1
<b>75</b>	413 7030 00	Loctite 242, 10 cc .....	Loctite 242, 10 cc .....	@ @
<b>76</b>	414 4390 00	Circlip .....	Circlip .....	1 1
<b>77</b>	414 4207 00	Clamp .....	Bride de serrage .....	3 3



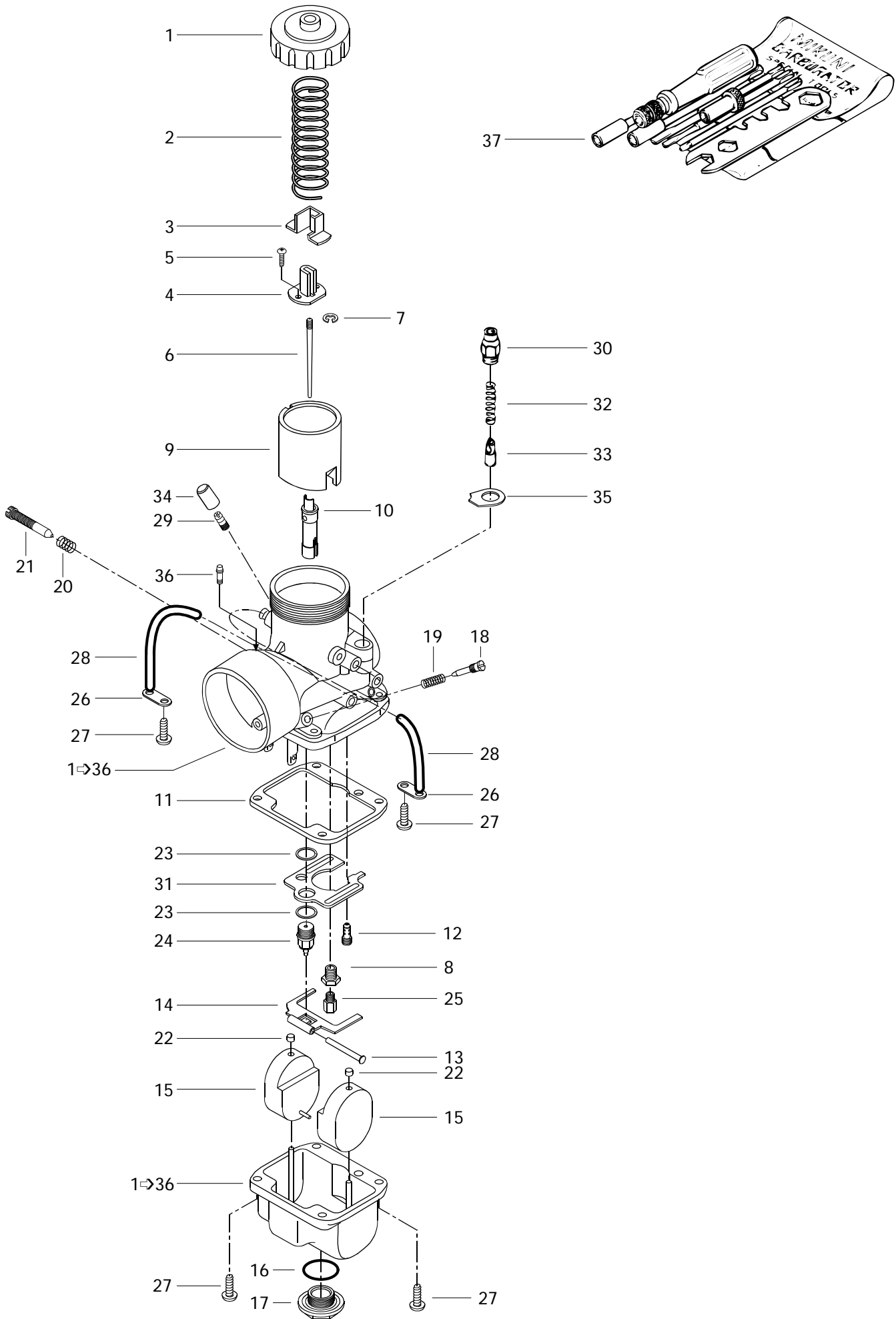


# Carburetors Carburateurs

FORMULA

III	III - L T
-----	--------------------

<b>N 1-36</b>	403 1286 00	<b>VM 36-176 Carburetor</b> .....	<b>Carburateur VM 36-176</b> .....	3	3
<b>1</b>	404 1051 00	Cover .....	Couvercle .....	3	3
<b>2</b>	404 1548 00	Throttle Valve Spring .....	Ressort du tiroir d'accélérateur .....	3	3
<b>3</b>	404 1221 00	Cover .....	Couvercle de raccord .....	3	3
<b>4</b>	404 1229 00	Connector .....	Raccord .....	3	3
<b>5</b>	404 1213 00	Screw with Washer .....	Vis avec rondelle .....	6	6
<b>N 6</b>	404 1599 00	Jet Needle J8-6DEY4 .....	Aiguille J8-6DEY4 .....	3	3
<b>7</b>	404 1524 00	E-Ring .....	Rondelle-E .....	3	3
<b>8</b>	404 1055 00	Screw Guide .....	Vis guide .....	3	3
<b>9</b>	404 1547 00	Throttle Valve CA 2.5 .....	Tiroir d'accélérateur CA 2.5 .....	3	3
<b>10</b>	404 1585 00	Needle Jet 286-P0 .....	Gicleur d'aiguille 286-P0 .....	3	3
<b>11</b>	404 1047 00	Gasket .....	Joint d'étanchéité de la cuve .....	3	3
<b>12</b>	404 1095 00	Pilot Jet PJ 50 .....	Gicleur du ralenti PJ 50 .....	3	3
<b>13</b>	404 1033 00	Float Arm Pin .....	Goupille de levier de flotteur .....	3	3
<b>14</b>	404 1050 00	Float Arm .....	Levier du flotteur .....	3	3
<b>15</b>	404 1054 00	Float .....	Flotteur .....	6	6
<b>16</b>	404 1015 00	Washer .....	Rondelle .....	3	3
<b>17</b>	404 1056 00	Plug Screw .....	Bouchon d'accès .....	3	3
<b>18</b>	404 1490 00	Idle Adjusting Screw .....	Vis du mélange de ralenti .....	3	3
<b>19</b>	404 1398 00	Spring, (Idle Adjusting Screw) .....	Ressort, (vis du mélange de ralenti) ...	3	3
<b>20</b>	404 1017 00	Spring, (Throttle Stop Screw) .....	Ressort, (Vis du ralenti) .....	3	3
<b>21</b>	404 1544 00	Throttle Stop Screw (Adjuster) .....	Vis du ralenti (manipulateur) .....	3	3
<b>22</b>	404 1058 00	Cap .....	Bouchon .....	6	6
<b>23</b>	404 1016 00	Gasket Washer .....	Joint d'étanchéité .....	6	6
<b>24</b>	404 1474 00	Needle Valve 1.5 .....	Soupape d'admission 1.5 .....	3	3
<b>25</b>	404 1014 00	Main Jet MJ 330 .....	Gicleur principal MJ 330 .....	3	3
<b>26</b>	404 1030 00	Tube Retainer Plate .....	Guide du tuyau d'aération .....	6	6
<b>27</b>	404 1020 00	Screw with Lock Washer .....	Vis et rondelle-frein .....	12	12
<b>28</b>	404 1098 00	Vent Tube .....	Tuyau d'aération .....	6	6
<b>N 29</b>	404 1591 00	Nipple .....	Adapteur d'amorceur .....	3	3
<b>30</b>	404 1272 00	Guide Holder .....	Support de guide .....	3	3



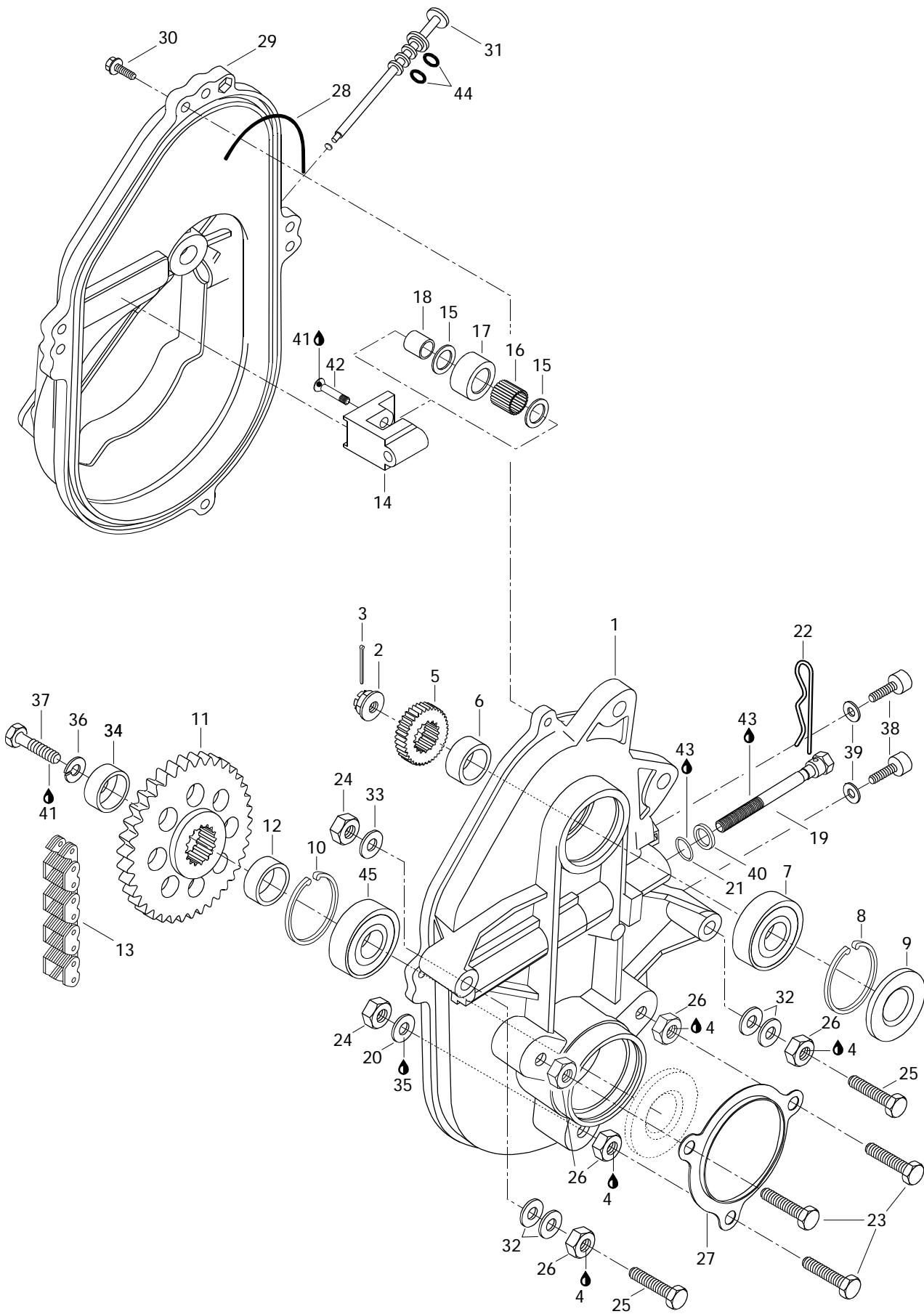


## Carburetors Carburateurs

			FORMULA		
			III	III - L T	
<b>31</b>	— XXX —	Baffle Plate .....	Chicane .....	3	3
<b>32</b>	404 1274 00	Spring .....	Ressort .....	3	3
<b>33</b>	404 1275 00	Pluger Ass'y .....	Plongeur ass. ....	3	3
<b>34</b>	404 1549 00	Cap .....	Bouchon .....	3	3
<b>35</b>	404 1556 00	Plate .....	Plaque .....	3	3
<b>N 36</b>	404 1589 00	Filter .....	Filtre .....	3	3
<b>37</b>	404 1120 00	<b>Tool Kit</b> .....	<b>Ens. d'outils</b> .....	1	1
<b>N 38</b>	861 7562 00	<b>Hight Altitude Kit</b> , (Not Shown) .....	<b>Ens. haute altitude</b> , (non illustré) .....	Opt	Opt

Parts marked with «XXX» are not available as spare parts.

Les articles marqués d'un «XXX» ne sont pas disponibles comme pièces de remplacement.



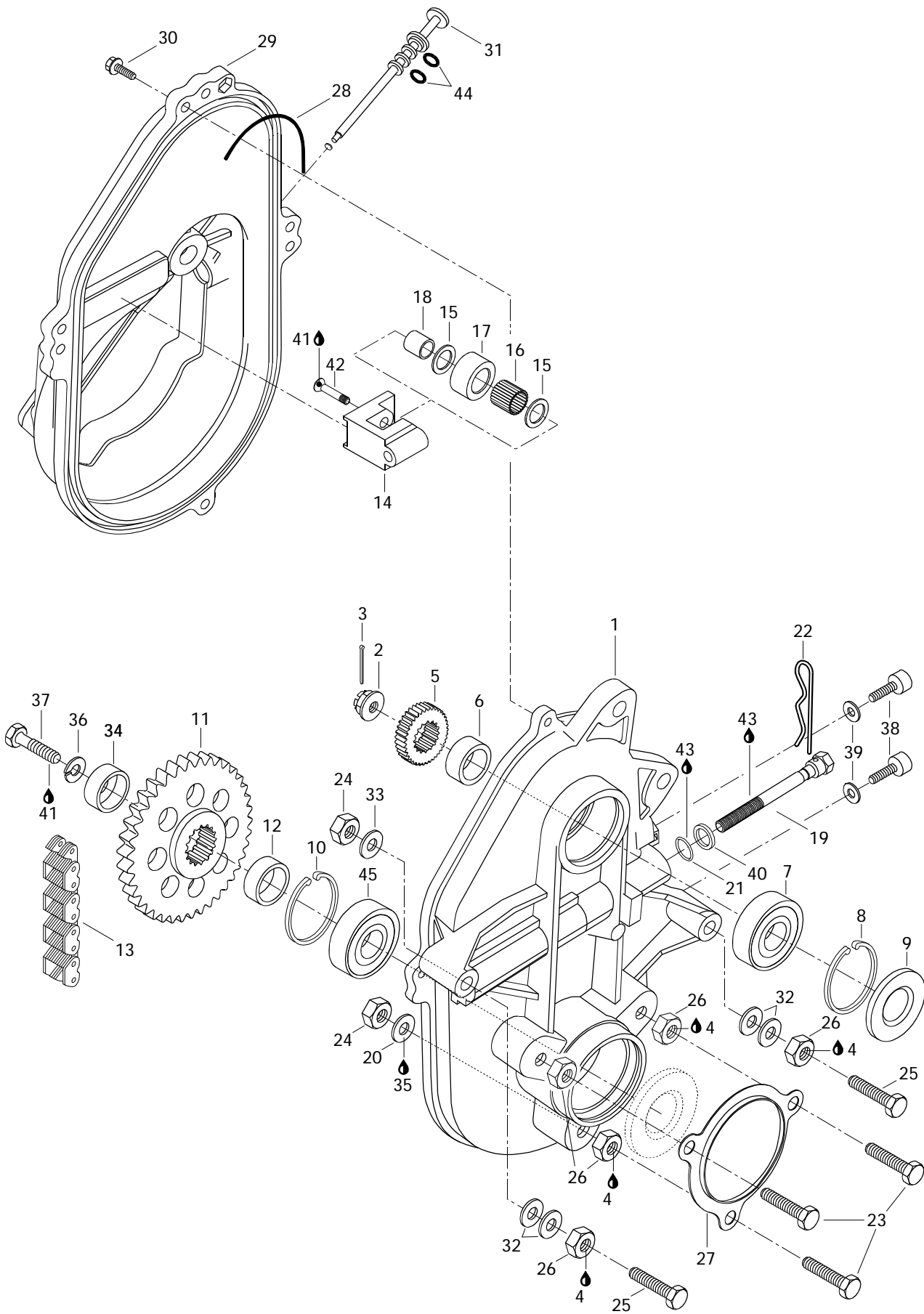




## Chaincase Carter de chaîne

FORMULA

			III	III - L T
<b>N 1</b>	504 1447 00	Chaincase .....	Carter de chaîne .....	1 1
<b>2</b>	732 6100 12	Castellated Nut .....	Écrou à crénaux .....	1 1
<b>3</b>	371 0063 00	Cotter Pin .....	Goupille fendue .....	1 1
<b>4</b>	413 7030 00	Loctite 242, 10cc .....	Loctite 242, 10cc .....	@ @
<b>5</b>	504 0843 00	25 Tooth Sprocket (Large) .....	Pignon à 25 dents (large) .....	1 -
	504 0854 00	23 Tooth Sprocket (Large) .....	Pignon à 23 dents (large) .....	- 1
<b>6</b>	504 0934 00	Shim .....	Cale .....	1 1
<b>7</b>	405 4044 00	Ball Bearing 6205 .....	Roulement à billes 6205 .....	1 1
<b>8</b>	371 9017 00	Retaining Ring .....	Segment de retenue .....	1 1
<b>9</b>	414 5312 00	Seal .....	Anneau d'étanchéité .....	1 1
<b>10</b>	414 7849 00	Retaining Ring .....	Segment de retenue .....	1 1
<b>11</b>	504 0855 00	44 Tooth Sprocket (Large) .....	Pignon à 44 dents (large) .....	1 1
<b>12</b>	501 0218 00	Inner Shim .....	Cale intérieure .....	1 1
<b>13</b>	412 1069 00	Drive Chain, (74 Links) Large .....	Chaîne, (74 maillons) large .....	1 -
	412 1067 00	Drive Chain, (72 Links) Large .....	Chaîne, (72 maillons) large .....	- 1
<b>14</b>	504 0810 00	Chain Tensioner .....	Tendeur de chaîne .....	1 1
<b>15</b>	504 0803 00	Washer .....	Rondelle .....	2 2
<b>16</b>	405 4030 00	Needle Bearing .....	Roulement à aiguilles .....	1 1
<b>17</b>	414 5313 00	Roller .....	Rouleau .....	1 1
<b>18</b>	504 0802 00	Bushing .....	Entretoise .....	1 1
<b>N 19</b>	732 6012 67	Tensioner Adjustment Screw .....	Vis de réglage du tendeur .....	1 1
<b>20</b>	732 9000 20	Copper Washer .....	Rondelle de cuivre .....	3 3
<b>21</b>	414 4844 00	O-Ring .....	Joint torique .....	1 1
<b>22</b>	414 5756 00	Hair Pin .....	Goupille de sécurité .....	1 1
<b>23</b>	732 6011 12	Hex. Screw M10 x 40 .....	Vis hex. M10 x 40 .....	3 3
<b>24</b>	228 5010 45	Elastic Stop Nut M10 .....	Écrou élastique M10 .....	5 5
<b>25</b>	732 6011 11	Hex. Screw M10 x 70 .....	Vis hex. M10 x 70 .....	2 2
<b>26</b>	504 0838 00	Spacer .....	Entretoise .....	5 5
<b>27</b>	501 0221 00	Protector .....	Protecteur .....	1 1
<b>28</b>	414 3623 00	O-Ring .....	Joint torique .....	1 1
<b>29</b>	080 0371 00	Chaincase Cover .....	Couvercle de carter de chaîne .....	1 1
<b>30</b>	732 6000 04	Flanged Screw M6 x 30 .....	Vis hex. à épaulement M6 x 30 .....	4 4
<b>N 31</b>	572 0927 00	Filler Cap .....	Bouchon de remplissage .....	1 1
<b>32</b>	504 0737 00	Washer .....	Rondelle .....	6 6
<b>33</b>	224 0012 11	Washer 10 mm .....	Rondelle 10 mm .....	2 2
<b>34</b>	501 0224 00	Cap .....	Capuchon .....	1 1
<b>35</b>	413 7027 00	Loctite 515, Paste Gasket 50ml .....	Loctite 515, Joint en pâte 50ml .....	@ @
<b>36</b>	224 7011 88	Lock Washer 10 mm .....	Rondelle-frein 10 mm .....	1 1

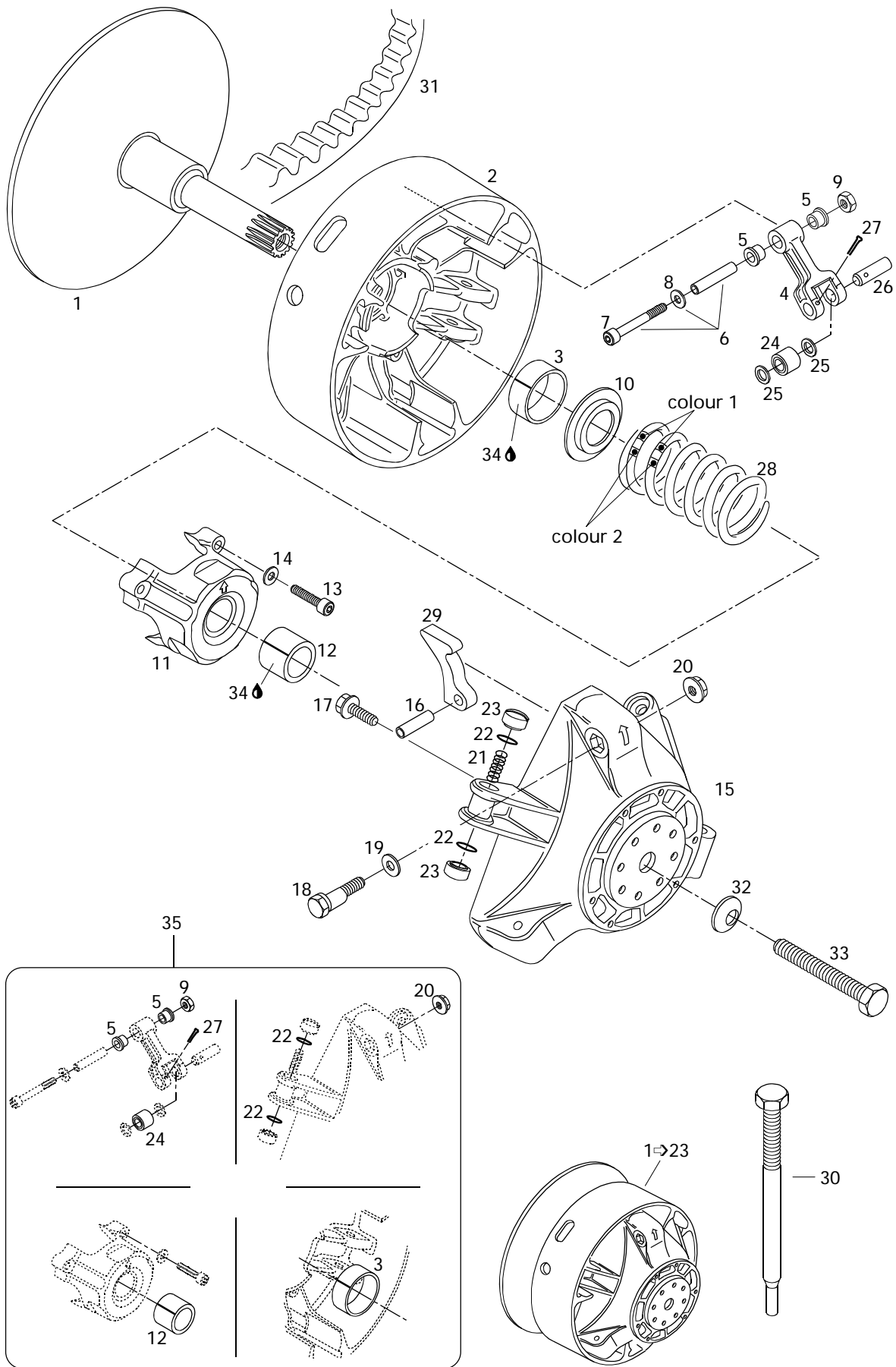


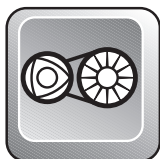


## Chaincase Carter de chaîne

FORMULA

			III	III - L T
<b>37</b>	222 0025 65	Hex. Screw M10 x 25 .....	1	1
<b>38</b>	732 6011 32	Allen Screw M8 x 10 .....	2	2
<b>39</b>	504 0829 00	Washer .....	2	2
<b>40</b>	224 0012 11	Washer 10 mm .....	1	1
<b>41</b>	413 7074 00	Loctite 271, 10cc.....	@	@
<b>42</b>	732 6011 44	Screw .....	1	1
<b>43</b>	413 7061 00	Lithium Grease, 400gr .....	@	@
<b>44</b>	414 9694 00	O-Ring .....	2	2
<b>45</b>	405 4039 00	Ball Bearing 6206 .....	1	1
		Vis hex. M10 x 25 .....		
		Vis Allen M8 x 10 .....		
		Rondelle .....		
		Rondelle 10 mm .....		
		Loctite 271, 10cc .....		
		Vis .....		
		Graisse-lithium, 400gr .....		
		Joint torique .....		
		Roulement à billes 6206.....		



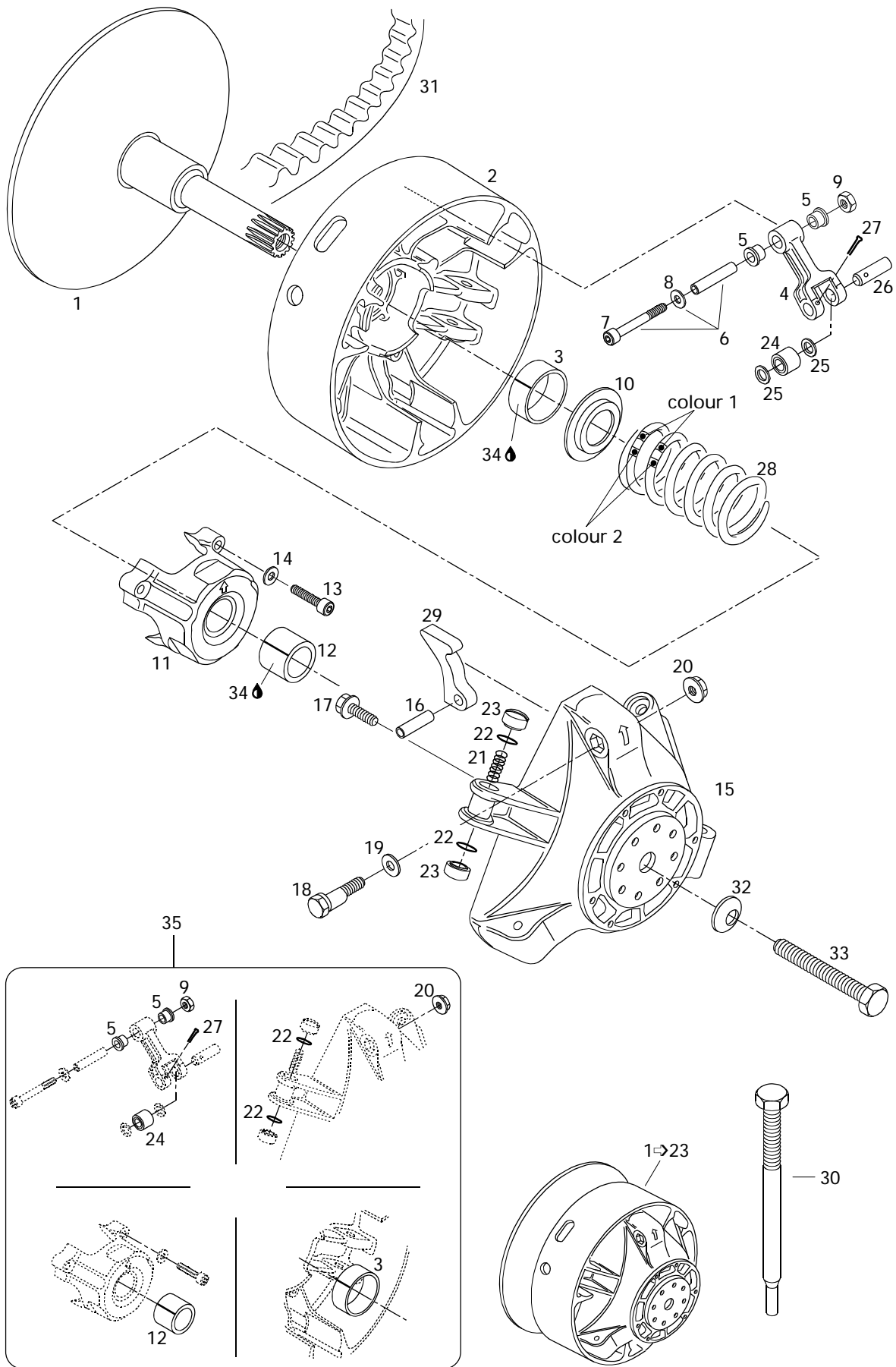


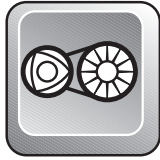
# Drive Pulley Poulie motrice

FORMULA

III	III - L T
-----	--------------------

<b>N 1→23</b>	417 2161 00	<b>Drive Pulley Ass'y</b> .....	<b>Poulie motrice ass.</b> .....	1	1
<b>N 1</b>	417 0035 00	Inner Half .....	Demi-poulie fixe .....	1	1
<b>N 2→3</b>	417 0037 00	<b>Outer Half Ass'y</b> .....	<b>Demi-poulie coulissante ass.</b> .....	1	1
<b>N 3</b>	417 0042 01	Bushing Outer Half .....	Douille de demi-poulie coulissante ....	1	1
<b>N 4→5</b>	417 0038 00	<b>Lever Ass'y</b> .....	<b>Levier ass.</b> .....	3	3
<b>N 5</b>	417 0043 05	Flange Bushing .....	Douille à épaulement .....	6	6
<b>N 6→8</b>	417 0048 00	<b>Fitting Screw</b> .....	<b>Vis d'ajustement</b> .....	3	3
<b>7</b>	222 9650 65	Allen Screw M6 x 50 .....	Vis Allen M6 x 50 .....	3	3
<b>8</b>	224 0611 51	Flat Washer 6 mm .....	Rondelle plate 6 mm .....	3	3
<b>9</b>	228 5610 45	Lock Nut M6 .....	Écrou de blocage M6 .....	3	3
<b>N 10</b>	417 0050 00	Spring Seat .....	Siège du ressort .....	1	1
<b>N 11→12</b>	417 0040 00	<b>Spring Cover Ass'y</b> .....	<b>Couvercle de ressort ass.</b> .....	1	1
<b>N 12</b>	417 0045 01	Bushing Spring Cover .....	Douille de couvercle de ressort .....	1	1
<b>N 13</b>	222 9640 66	Allen Screw M6 x 40 .....	Vis Allen M6 x 40 .....	3	3
<b>14</b>	420 2453 70	Friction-Washer 6 mm .....	Rondelle de friction 6 mm .....	3	3
<b>N 15</b>	417 0047 01	Governor Cup .....	Cuvette du régulateur .....	1	1
<b>N 16</b>	732 8040 09	Dowel Tube M8 x 24 .....	Goupille d'assemblage M8 x 24 .....	3	3
<b>N 17</b>	732 6012 49	Hex. Locking Screw M6 x 18 .....	Vis de blocage hex. M6 x 18 .....	6	6
<b>N 18</b>	417 0055 00	Calibration Screw .....	Vis de calibration .....	3	3
<b>N 19</b>	417 0056 00	Washer .....	Rondelle .....	3	3
<b>N 20</b>	228 4670 45	Locking Nut M6 .....	Écrou de blocage M6 .....	3	3
<b>N 21</b>	417 0057 00	Spring .....	Ressort .....	3	3
<b>N 22</b>	732 4010 30	O-Ring .....	Joint torique .....	6	6
<b>N 23</b>	417 0058 00	Slider Shoe .....	Glissière .....	6	6
<b>N 24</b>	417 0039 01	Roller .....	Rouleau .....	3	3
<b>N 25</b>	417 0043 02	Thrust Washer .....	Rondelle de butée .....	6	6
<b>N 26</b>	417 0043 04	Pin .....	Goupille .....	3	3
<b>N 27</b>	732 9580 01	Cotter Pin .....	Goupille fendue .....	3	3
<b>28</b>	414 9914 00	Spring (Pink/White) .....	Ressort (rose/blanc) .....	1	1
<b>N 29</b>	417 0052 81	Ramp 281 .....	Rampe 281 .....	3	3
<b>30</b>	529 0224 00	Puller Inner Half .....	Extracteur de demi-poulie fixe .....	1	1
<b>31</b>	415 0603 00	Drive Belt .....	Courroie d'entraînement .....	1	1
<b>32</b>	732 9000 21	Conical Spring Washer .....	Rondelle-ressort conique .....	1	1
<b>33</b>	417 1200 00	Screw .....	Vis .....	1	1

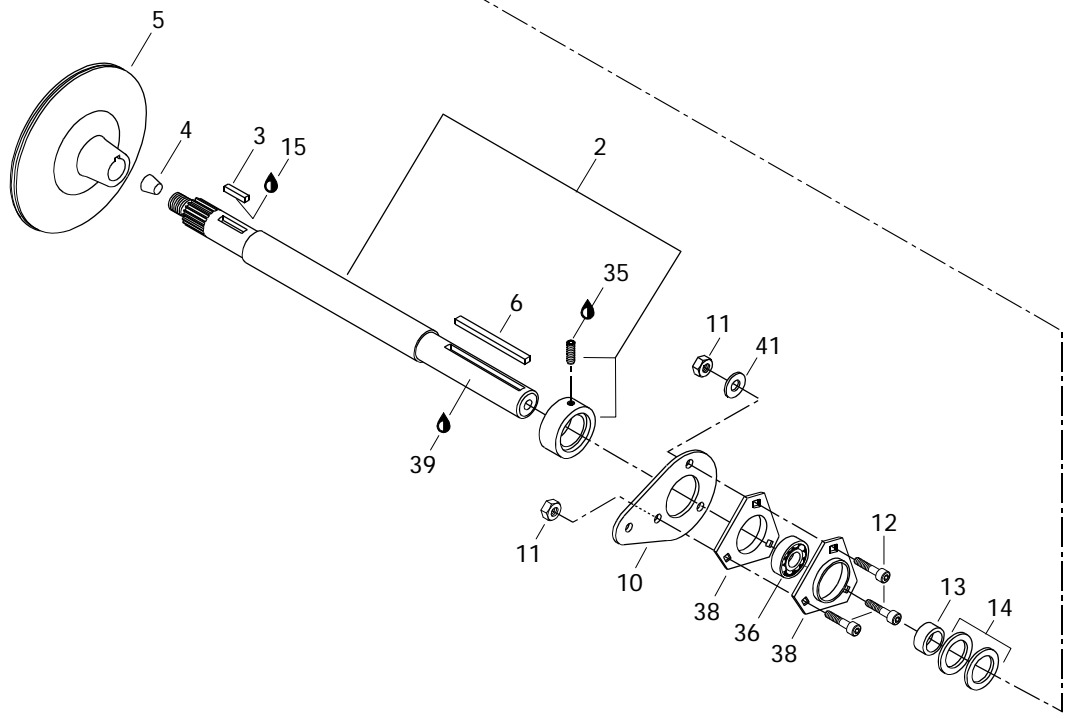
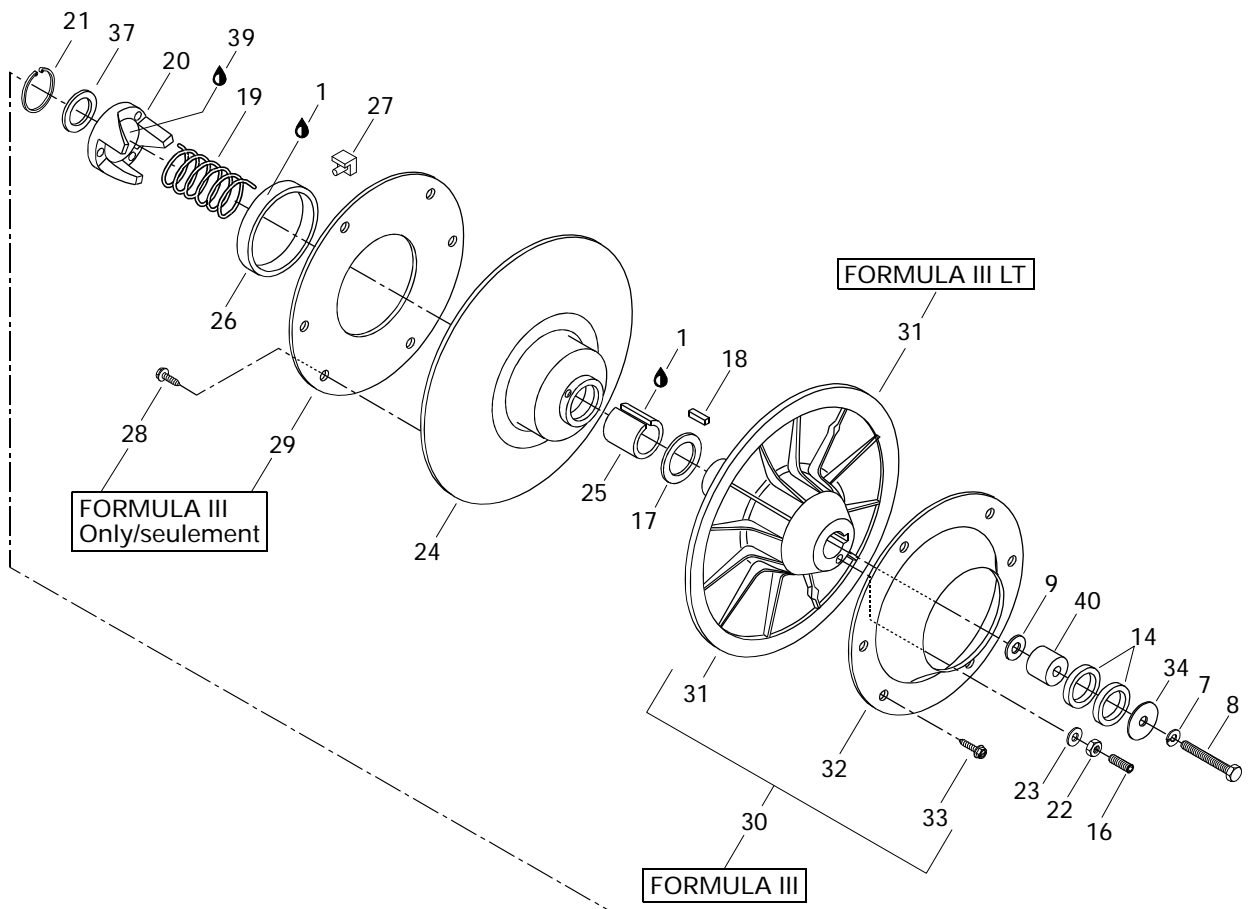




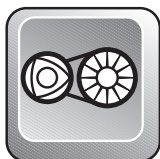
# Drive Pulley Poulie motrice

FORMULA	
III	III - L T

<b>34</b>	413 7031 00	Loctite 609, 10cc.....	Loctite 609, 10cc .....	@	@
<b>N 35</b>	417 0061 00	<b>Clutch Repair Kit</b> .....	<b>Ens. de réparation d'embrayage ...</b>	1	1







## Driven Pulleys Poulies menées

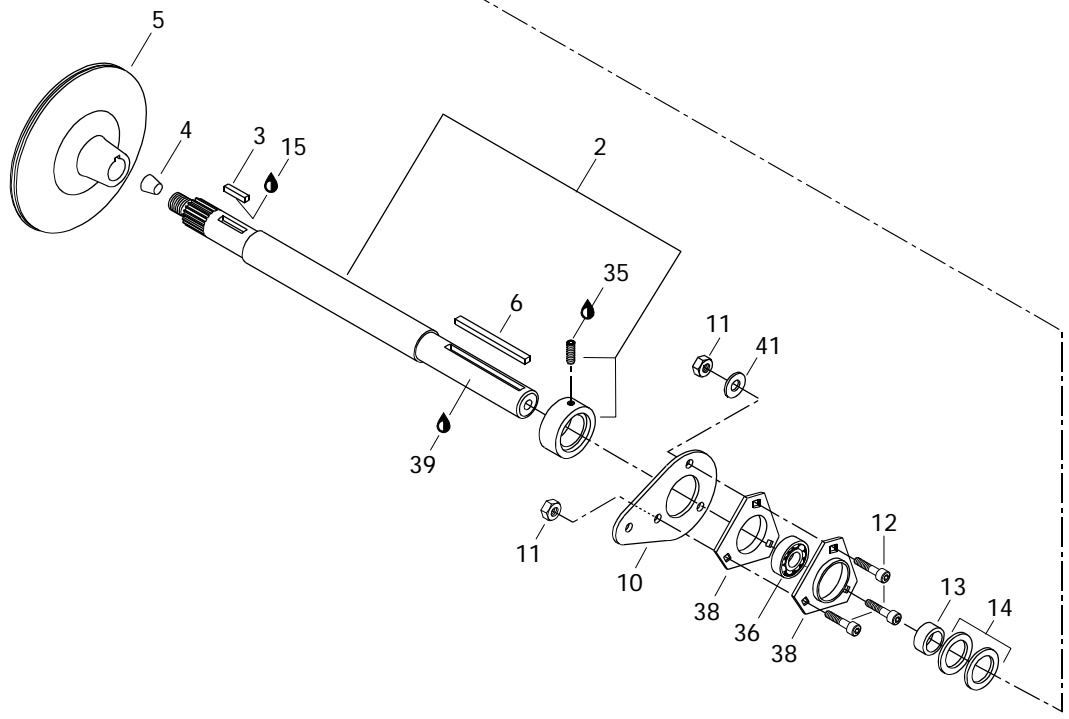
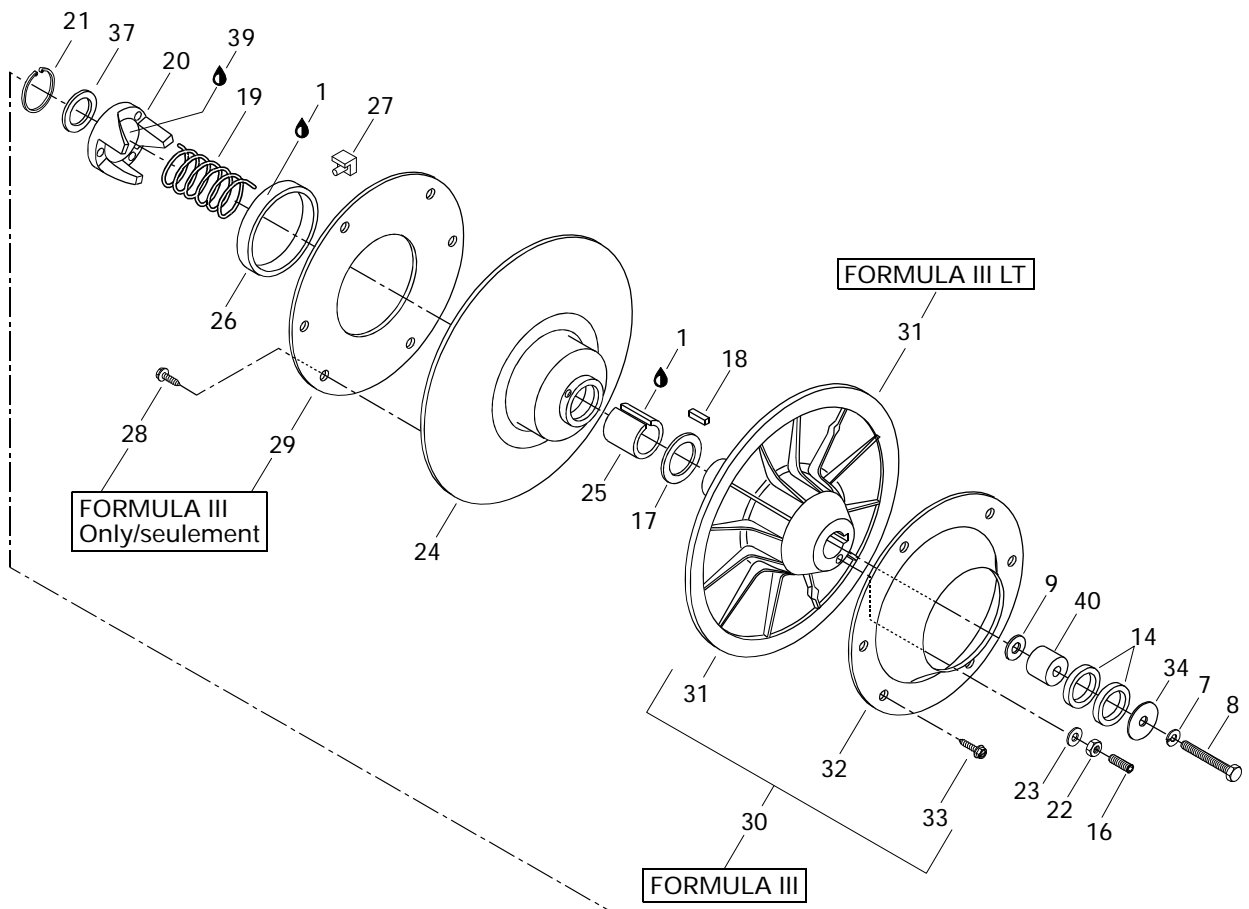
FORMULA

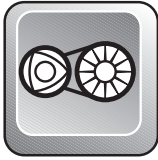
III	III - L T
-----	--------------------

1	413 7031 00	Loctite 609, 10 cc .....	Loctite 609, 10 cc .....	@	@
2	504 1394 00	Countershaft .....	Arbre de renvoi .....	1	1
3	507 0213 00	Key .....	Clavette .....	1	1
4	414 7848 00	Cork .....	Bouchon de liège .....	1	1
<b>N 5</b>	507 0307 00	Brake Disk Ass'y .....	Disque de frein ass. ....	1	1
6	414 5813 00	Key .....	Clavette .....	1	1
7	224 7811 40	Lock Washer M8 .....	Rondelle-frein M8 .....	1	1
8	222 0865 65	Hex. Screw M8 x 65 .....	Vis hex. M8 x 65 .....	1	1
9	229 0812 01	Washer .....	Rondelle .....	1	1
10	501 0223 00	Spacer .....	Entretoise .....	1	1
11	228 5810 45	Elastic Stop Nut M8 .....	Écrou élastique M8 .....	3	3
12	732 6011 56	Allen Screw M8 x 25 .....	Vis Allen M8 x 25 .....	3	3
13	504 0975 00	Shim .....	Cale .....	1	1
14	504 1082 00	Shim .....	Cale .....	4	4
15	— XXX —	Loctite 277, 50 cc .....	Loctite 277, 50 cc .....	@	@
16	223 5630 85	Allen Screw M6 x 30 .....	Vis Allen M6 x 30 .....	3	3
17	504 1419 00	Thrust Washer .....	Rondelle de butée .....	1	1
18	414 8208 00	Key .....	Clavette .....	1	1
19	414 5589 00	Release Spring .....	Ressort de rappel .....	1	1
20	504 0961 00	Cam (50°) .....	Came (50°) .....	1	1
21	371 9031 00	Snap Ring .....	Frein d'axe .....	1	1
22	228 0610 45	Nut M6 .....	Écrou M6 .....	3	3
23	420 2453 70	Washer .....	Rondelle .....	3	3
<b>N 24-29</b>	504 1440 00	<b>Sliding Pulley</b> .....	<b>Demi-poulie coulissante</b> .....	1	—
<b>N 24-27</b>	504 1434 00	<b>Sliding Pulley</b> .....	<b>Demi-poulie coulissante</b> .....	—	1
25	415 0112 00	Bushing .....	Douille .....	1	1
26	414 8766 00	Bushing Garlock .....	Coussinet Garlock .....	1	1
27	414 9180 00	Cam Slider Shoe .....	Glissière de came .....	3	3
28	732 6010 67	Hex. Tapping Screw M5 x 11 .....	Vis hex. autotaraudeuse M5 x 11 .....	6	—
29	504 1421 00	Ring .....	Cerceau .....	1	—
<b>30-33</b>	504 1422 00	<b>Fixed Half Pulley Ass'y</b> .....	<b>Demi-poulie fixe ass.</b> .....	1	—
31	504 1416 00	Fixed Half Pulley .....	Demi-poulie fixe .....	1	1
32	504 1420 00	Cup .....	Coupole .....	1	—
33	732 6010 67	Hex. Tapping Screw M5 x 11 .....	Vis hex. autotaraudeuse M5 x 11 .....	6	—
34	517 0787 00	Washer .....	Rondelle .....	1	1

Parts marked with «XXX» are not available as spare parts.

Les articles marqués d'un «XXX» ne sont pas disponibles comme pièces de remplacement.



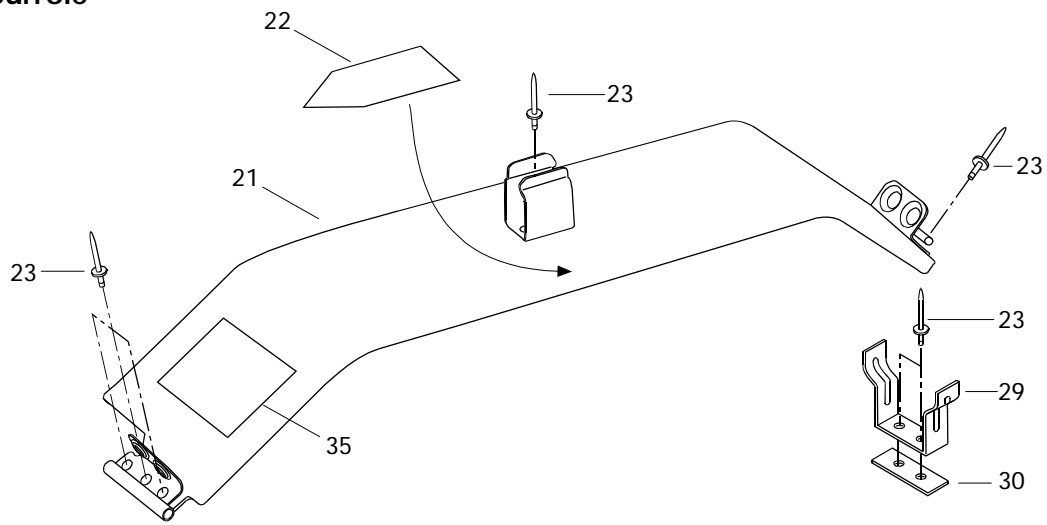


## Driven Pulleys Poulies menées

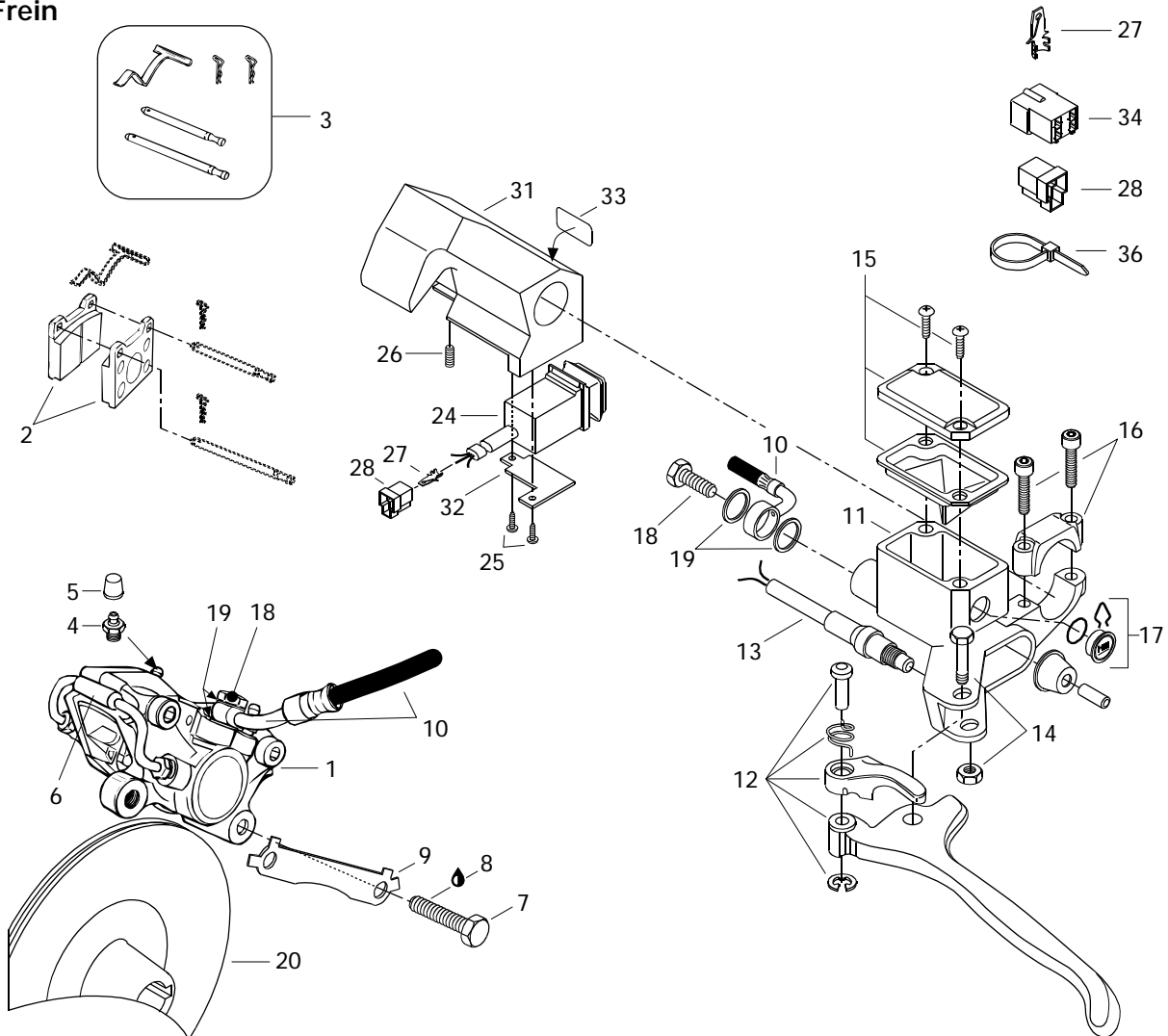
FORMULA

			III	III - L T
<b>35</b>	413 7030 00	Loctite 242, 10 cc .....	Loctite 242, 10 cc .....	@ @
<b>36</b>	405 4083 00	Ball Bearing .....	Roulement à billes .....	1 1
<b>37</b>	504 1418 00	Washer .....	Rondelle .....	1 1
<b>38</b>	501 0250 00	Flange .....	Flasque .....	2 2
<b>39</b>	413 7010 00	Loctite 767, Antiseize Lubricant, 12oz .....	Loctite 767, lubrifiant antigrippage, 12oz ...	@ @
<b>40</b>	504 2607 00	Counter Shaft Extension .....	Rallonge d'arbre de renvoi .....	1 1
<b>41</b>	224 0811 71	Washer .....	Rondelle .....	1 1

**Belt Guard**  
**Garde-courroie**



**Brake**  
**Frein**





# Hydraulic Brake and Belt Guard

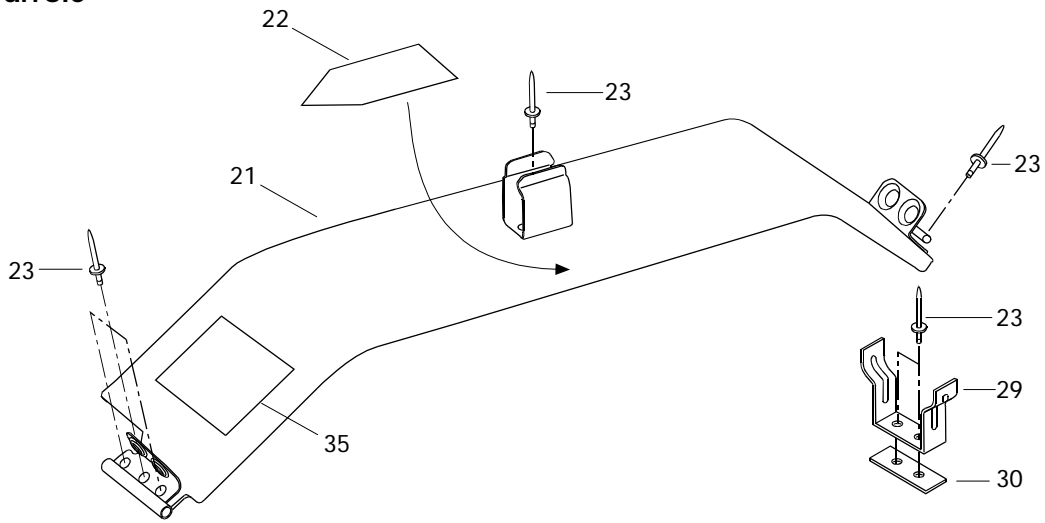
## Frein hydraulique et garde-courroie

FORMULA

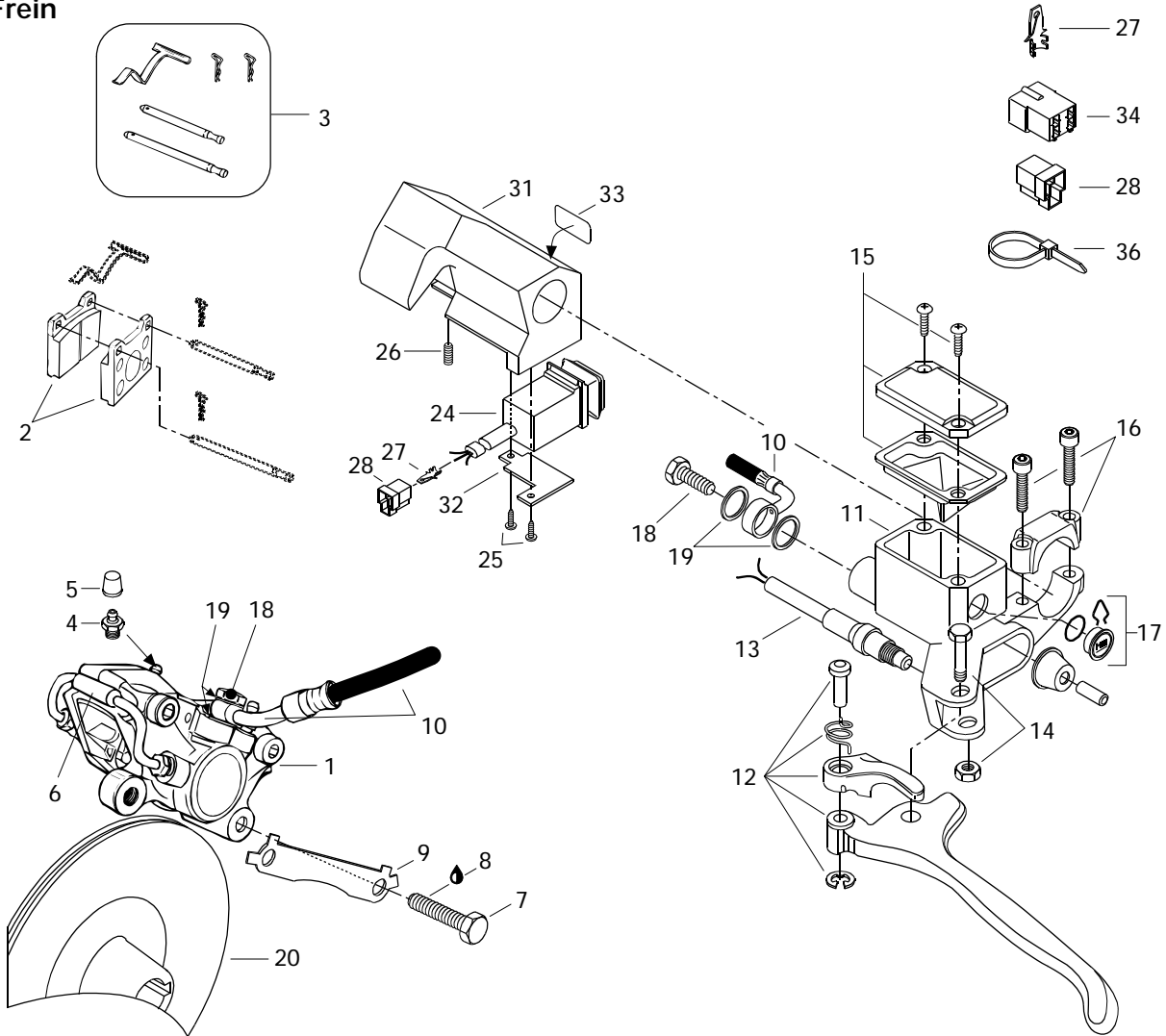
III	III - L T
-----	--------------------

<b>1-6</b>	414 9200 00	Caliper .....	Étrier .....	1	1
<b>2</b>	414 9900 00	Brake Lining Kit.....	Ens. de garnitures de frein .....	1	1
<b>3</b>	414 9907 00	Kit (Pins, Retainers, Spring).....	Ens. (tiges, goupilles, ressort) .....	1	1
<b>4</b>	414 9898 00	Screw-Bleeder .....	Vis de purge .....	2	2
<b>5</b>	414 9897 00	Boot .....	Capuchon .....	2	2
<b>6</b>	414 9899 00	Tube .....	Tube .....	1	1
<b>7</b>	222 0035 65	Hex. Screw M10 x 35 .....	Vis Hex. M10 x 35 .....	2	2
<b>8</b>	413 7030 00	Loctite 242, 10cc.....	Loctite 242, 10cc .....	@	@
<b>9</b>	507 0299 00	Locking Tab .....	Frein de vis .....	1	1
<b>N 10</b>	415 0347 00	Hose .....	Boyau .....	1	1
<b>N 11-17</b>	415 0346 00	<b>Master Cylinder .....</b>	<b>Maître cylindre.....</b>	1	1
<b>N 12</b>	415 0753 00	Lever Ass'y.....	Levier ass. ....	1	1
<b>13</b>	415 0301 00	Microswitch Ass'y .....	Micro-contact ass.....	1	1
<b>14</b>	415 0300 00	Bolt and Nut Ass'y .....	Boulon et écrou ass. ....	1	1
<b>15</b>	415 0299 00	Cover .....	Couvercle .....	1	1
<b>16</b>	415 0298 00	Clamp Ass'y .....	Bride ass. ....	1	1
<b>17</b>	414 9906 00	Window .....	Fenêtre.....	1	1
<b>18</b>	414 9205 00	Bolt.....	Boulon.....	2	2
<b>19</b>	414 9206 00	Washer .....	Rondelle.....	4	4
<b>N 20</b>	507 0307 00	Brake Disk Ass'y .....	Disque de frein ass.....	1	1
<b>21-23</b>	517 2819 00	<b>Belt Guard Ass'y .....</b>	<b>Garde-courroie ass.....</b>	1	1
<b>22</b>	415 0289 00	Warning Decal .....	Décalque d'avertissement.....	1	1
<b>23</b>	390 4022 00	Rivet .....	Rivet.....	10	10
<b>24</b>	515 1631 00	Dimmer Switch .....	Commutateur d'éclairage .....	1	1
<b>25</b>	414 4732 00	Self Tapping Screw .....	Vis autotaraudeuse .....	2	2
<b>26</b>	414 4408 00	Set Screw .....	Vis de pression .....	1	1
<b>27</b>	409 2061 00	Tab .....	Patte .....	@	@
<b>28</b>	409 2042 00	Housing Tab .....	Logement raccord .....	@	@
<b>29</b>	518 2021 00	Pulley Guard Bracket .....	Attache de garde poulie .....	1	1
<b>30</b>	518 2075 00	Reinforcement Plate .....	Plaque de renfort .....	1	1
<b>31</b>	572 0795 00	Housing-Dimmer .....	Logement feu de croisement.....	1	1
<b>32</b>	517 2838 00	Housing-Plate .....	Plaque de logement.....	1	1
<b>33</b>	415 0255 00	Switch Decal .....	Décalque d'interrupteur .....	1	1
<b>34</b>	409 2093 00	Housing Tab .....	Logement raccord .....	@	@

**Belt Guard**  
**Garde-courroie**



**Brake**  
**Frein**



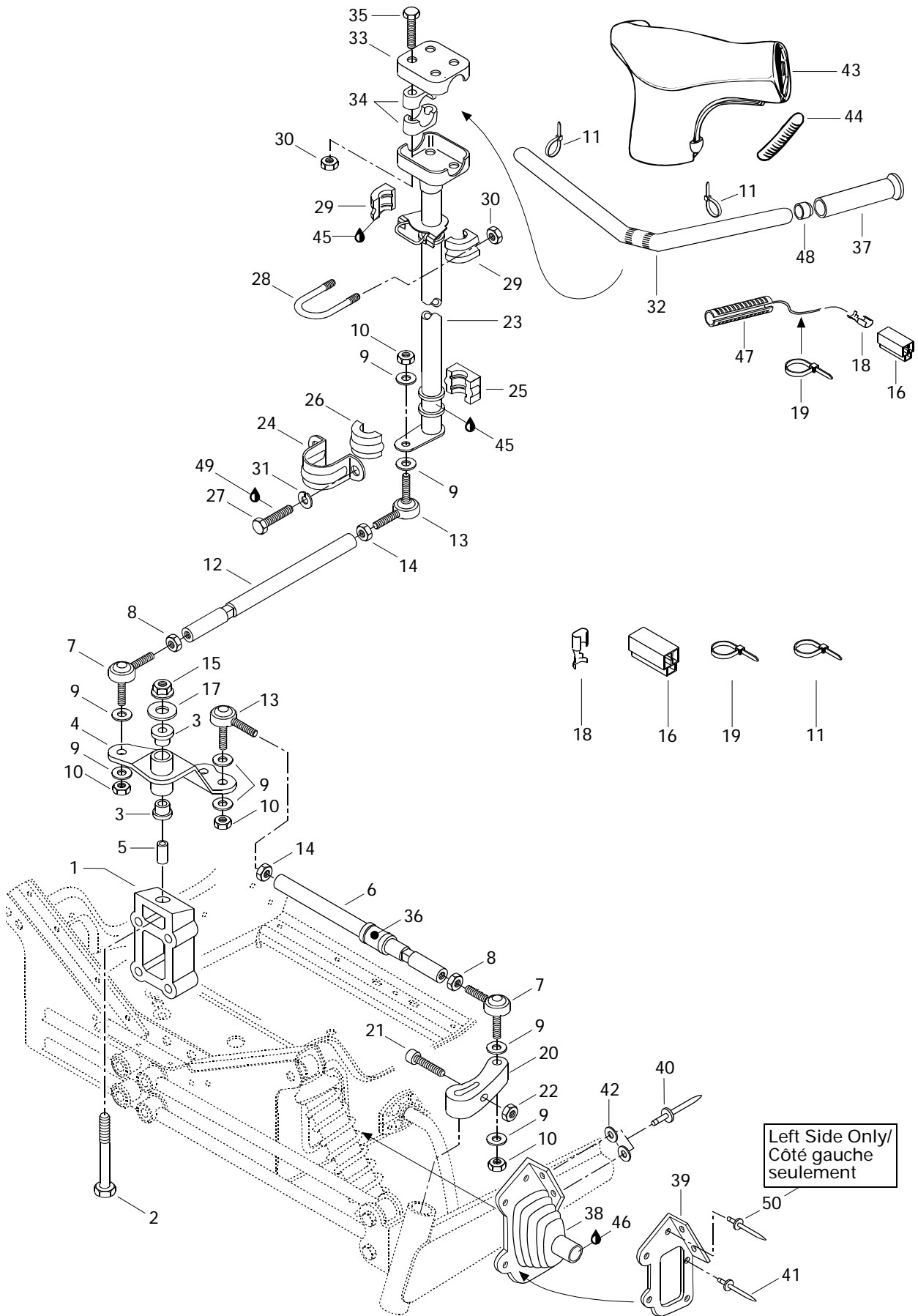


# Hydraulic Brake and Belt Guard

## Frein hydraulique et garde-courroie

FORMULA

			III	III - L T
<b>N 35</b>	418 0017 07	Decal-Adjustment .....	Décalque d'ajustement .....	1 -
<b>N</b>	418 0017 08	Decal-Adjustment .....	Décalque d'ajustement .....	- 1
<b>36</b>	414 1152 00	Tie Rap .....	Attache .....	@ @







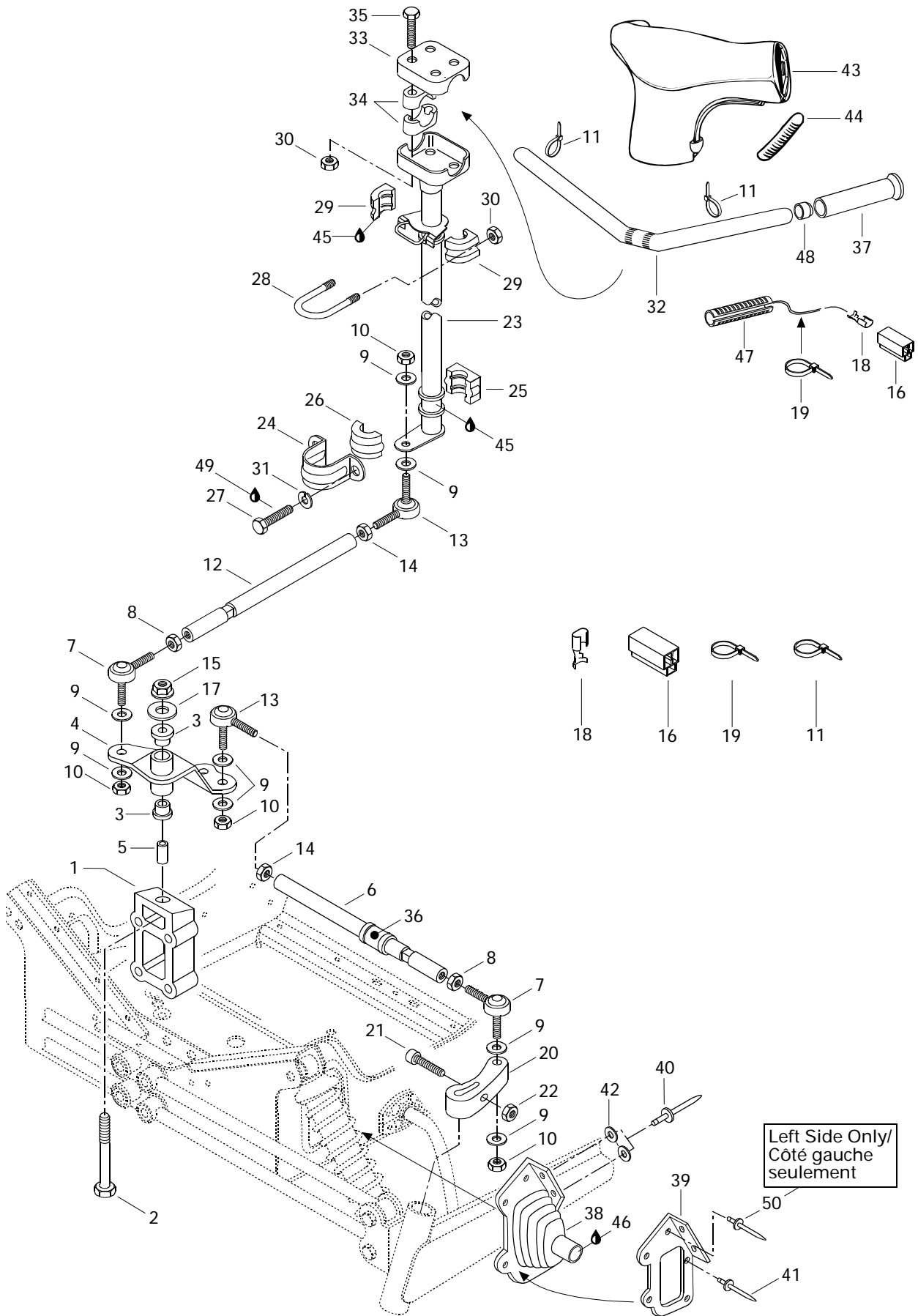
# Steering System

## Système de direction

FORMULA

III	III - L T
-----	--------------------

<b>1</b>	506 1214 00	Block .....	Bloc d'attache .....	1	1
<b>2</b>	222 0285 65	Screw M12 x 85 .....	Vis M12 x 85 .....	1	1
<b>N 3</b>	415 0411 00	Cushion .....	Coussinet .....	2	2
<b>N 4</b>	506 1338 00	Pivot Arm .....	Bras de pivot .....	1	1
<b>N 5</b>	415 0380 00	Pivot .....	Pivot .....	1	1
<b>6</b>	506 1302 00	Tie Rod .....	Barre d'accouplement .....	2	2
<b>7</b>	414 7680 00	R.H. Ball Joint .....	Joint à rotule droit .....	3	3
<b>8</b>	732 6100 10	Jam Nut M10 .....	Écrou de blocage M10 .....	3	3
<b>9</b>	503 1259 00	Hard Washer .....	Rondelle trempée .....	12	12
<b>10</b>	732 6100 42	Elastic Stop Nut M10 .....	Écrou élastique M10 .....	6	6
<b>11</b>	414 1152 00	Tie Rap .....	Attache .....	@	@
<b>12</b>	506 1108 00	Tie Rod .....	Barre d'accouplement .....	1	1
<b>13</b>	414 7681 00	L.H. Ball Joint .....	Joint à rotule gauche .....	3	3
<b>14</b>	732 6100 11	Jam Nut M10 .....	Écrou de blocage M10 .....	3	3
<b>15</b>	228 5210 45	Hex. Elastic Nut M12 .....	Écrou élastique hex. M12 .....	1	1
<b>16</b>	409 2043 00	Housing Receptacle .....	Logement raccord femelle .....	1	1
<b>N 17</b>	506 1364 00	Flat Washer 12 mm .....	Rondelle plate 12 mm .....	1	1
<b>18</b>	561 5031 00	Receptacle .....	Raccord femelle .....	3	3
<b>19</b>	293 7500 01	Tie Rap .....	Attache .....	2	2
<b>20</b>	506 1305 00	R.H. Steering Arm .....	Bras de direction DR .....	1	1
	506 1306 00	L.H. Steering Arm .....	Bras de direction GA .....	1	1
<b>21</b>	222 9835 65	Allen Screw M8 x 35 .....	Vis Allen M8 x 35 .....	2	2
<b>22</b>	228 7810 45	Elastic Flanged Nut M8 .....	Écrou élastique à épaulement M8 .....	2	2
<b>N 23</b>	506 1361 00	Main Tube .....	Arbre de direction .....	1	1
<b>24</b>	517 1262 00	Retaining Support .....	Support de retenue .....	1	1
<b>25</b>	572 0644 00	Lower Half Bushing .....	Douille moitié inférieur .....	1	1
<b>26</b>	572 0645 00	Upper Half Bushing .....	Douille moitié supérieur .....	1	1
<b>27</b>	222 0820 65	Hex. Screw M8 x 20 .....	Vis hex. M8 x 20 .....	2	2
<b>28</b>	506 0606 00	«U» Clamp .....	Bride en «U» .....	1	1
<b>29</b>	572 0671 00	Half Bushing .....	Demie douille .....	2	2
<b>30</b>	228 5810 45	Elastic Nut M8 .....	Écrou élastique M8 .....	6	6
<b>31</b>	224 7811 40	Lock Washer M8 .....	Rondelle-frein M8 .....	2	2
<b>32</b>	506 1259 00	Handle Bar (Straight) .....	Guidon (droit) .....	1	1
<b>33</b>	506 0554 00	Steering Clamp .....	Bride de direction .....	1	1
<b>34</b>	414 4916 00	Steering Support .....	Support de guidon .....	4	4
<b>35</b>	222 0855 65	Hex. Screw M8 x 55 .....	Vis hex. M8 x 55 .....	4	4
<b>36</b>	572 0365 00	Bushing .....	Douille .....	2	2

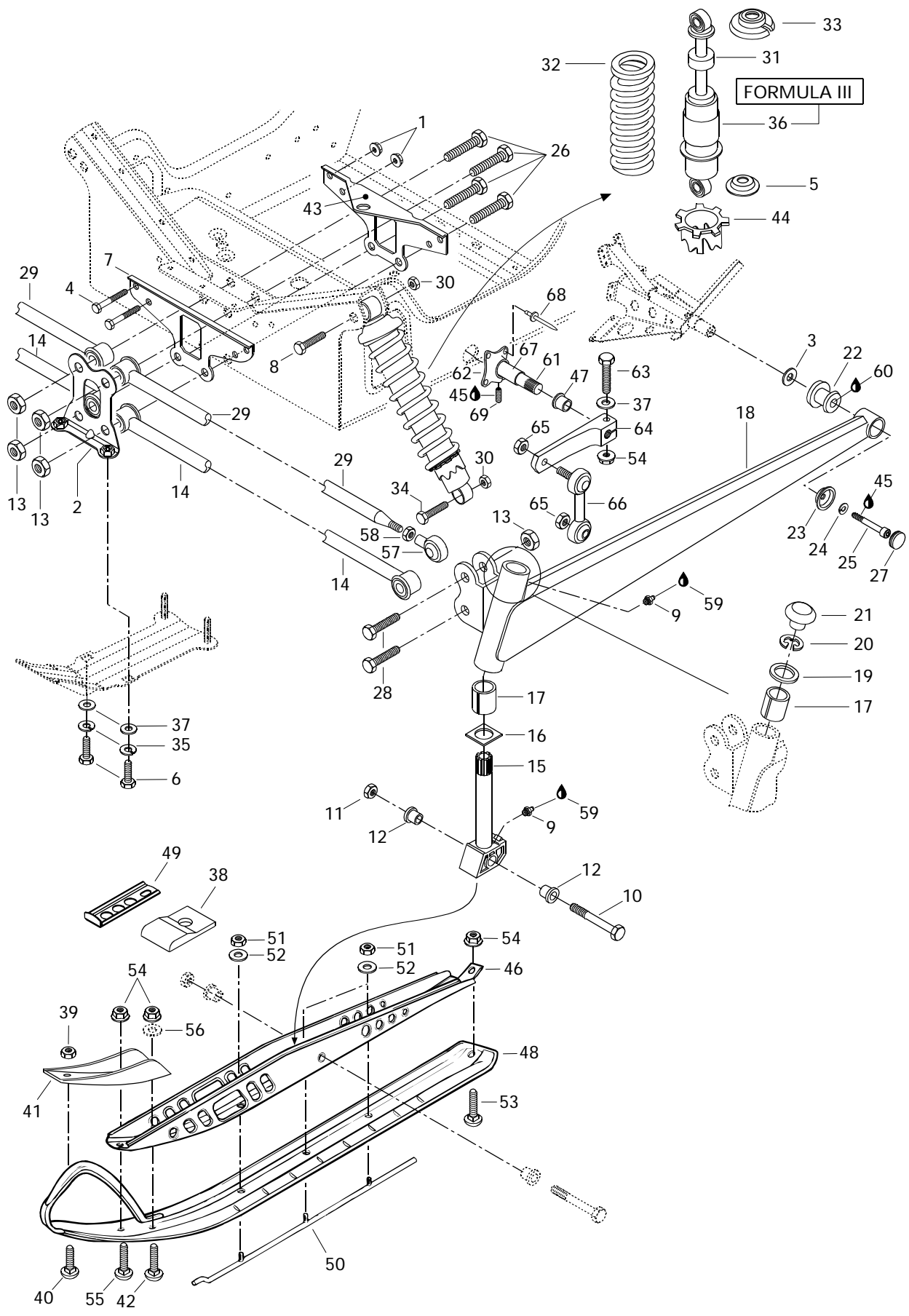




## Steering System Système de direction

FORMULA

				III	III - L T
<b>37</b>	572 0617 00	Grip .....	Poignée .....	2	2
<b>38</b>	570 0248 00	R.H. Tie Rod Cap .....	Capuchon de timonerie DR.....	1	1
	570 0249 00	L.H. Tie Rod Cap .....	Capuchon de timonerie GA .....	1	1
<b>39</b>	517 2412 00	R.H Plate Cap .....	Plaque du capuchon DR.....	1	1
	517 2413 00	L.H Plate Cap .....	Plaque du capuchon GA .....	1	1
<b>40</b>	390 9068 00	Rivet .....	Rivet .....	4	4
<b>41</b>	390 4022 00	Rivet .....	Rivet .....	9	9
<b>42</b>	517 1243 00	Washer .....	Rondelle .....	4	4
<b>N 43</b>	572 0841 00	Steering Padding .....	Rembourrage du guidon .....	1	1
<b>44</b>	572 0724 00	Key Way .....	Mortaise .....	2	2
<b>45</b>	413 7061 00	Lithium Grease, 400 gr .....	Graisse-lithium, 400 gr .....	@	@
<b>46</b>	293 5500 14	Grease, Super Lube # 823-28 .....	Graisse, Super Lube # 823-28 .....	@	@
<b>47</b>	410 1100 00	Heating Grip .....	Poignée chauffante .....	2	2
<b>48</b>	572 0819 00	End Handle Bar .....	Bout de guidon .....	2	2
<b>49</b>	413 7074 00	Loctite 271, 10 cc.....	Loctite 271, 10 cc .....	@	@
<b>50</b>	390 4023 00	Rivet .....	Rivet .....	1	1

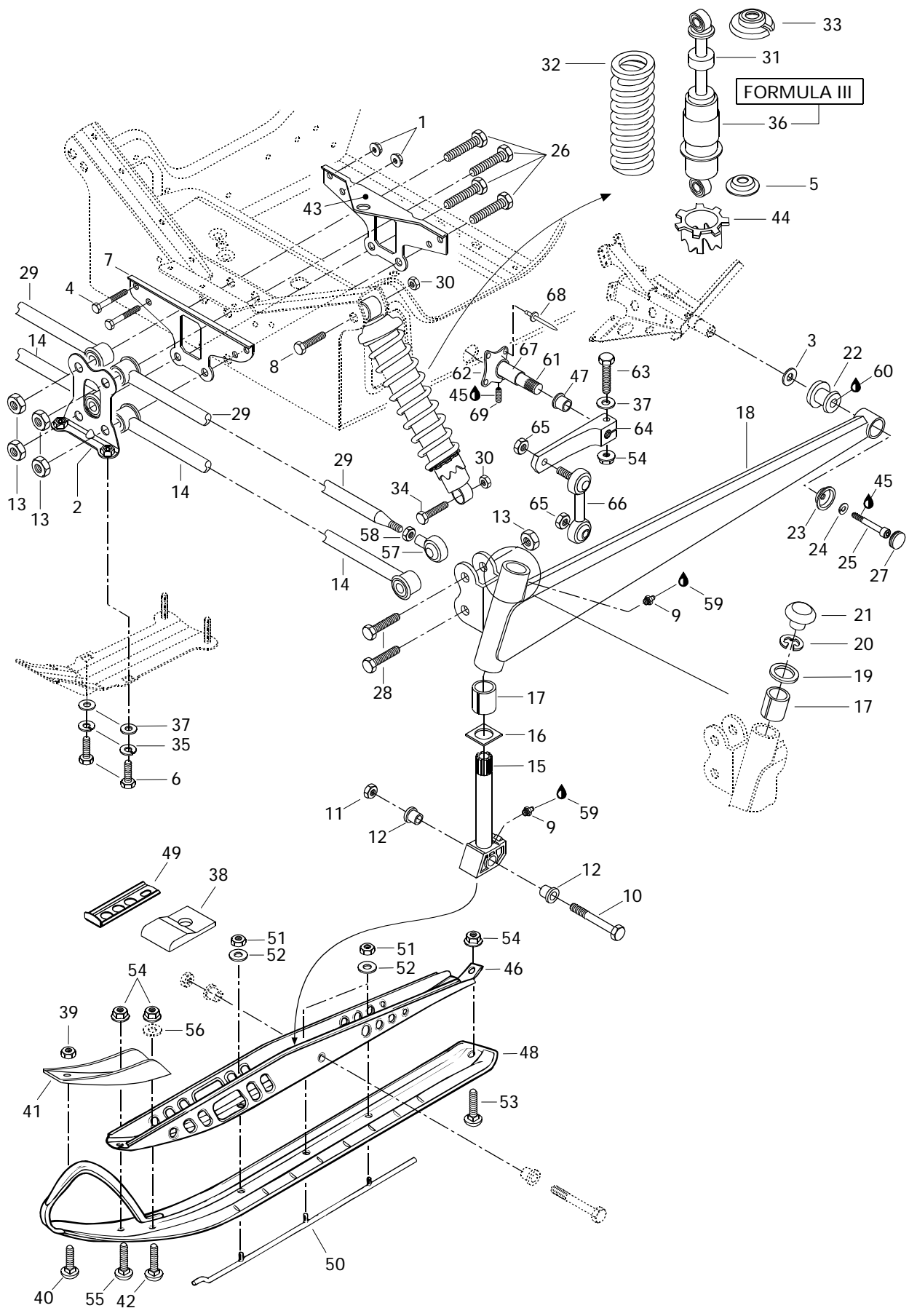




## Front Suspension and Ski Suspension avant et ski

FORMULA

			III	III - L T
<b>1</b>	228 7610 45	Elastic Stop Nut M6 .....	Écrou élastique M6 .....	4 4
<b>2</b>	506 1229 00	Link Plate .....	Plaque de raccord .....	1 1
<b>3</b>	503 1467 00	Washer .....	Rondelle .....	2 2
<b>4</b>	222 0655 65	Hex. Screw M6 x 55 .....	Vis hex. M6 x 55 .....	4 4
<b>5</b>	517 1843 00	Spring Guide .....	Guide de ressort .....	2 -
	503 1651 00	Spring Guide .....	Guide de ressort .....	- 2
<b>6</b>	222 0820 65	Hex. Screw M8 x 20 .....	Vis hex. M8 x 20 .....	2 2
<b>7</b>	517 2548 00	Link Plate .....	Plaque de raccord .....	1 1
<b>8</b>	222 0060 65	Hex. Screw M10 x 60 .....	Vis hex. M10 x 60 .....	2 2
<b>9</b>	408 2007 00	Grease Fitting .....	Graisseur .....	4 4
<b>10</b>	732 6011 76	Hex. Screw M12 .....	Vis hex. M12 .....	2 2
<b>11</b>	228 5210 45	Elastic Stop Nut M12 .....	Écrou élastique M12 .....	2 2
<b>12</b>	414 5306 00	Cushion .....	Coussinet .....	4 4
<b>13</b>	228 5210 45	Elastic Stop Nut M12 .....	Écrou élastique M12 .....	8 8
<b>N 14</b>	580 6508 00	Arm Fixed Ass'y .....	Barreau fixe ass. ....	2 2
<b>N 15</b>	506 1392 00	Ski Leg .....	Jambe de ski .....	2 2
<b>16</b>	506 0812 00	Wear Plate .....	Plaquette d'usure .....	2 2
<b>17</b>	572 0699 00	Housing .....	Coussinet .....	4 4
<b>N 18</b>	506 1371 10	L.H. Swing Arm .....	Bras oscillant GA .....	1 1
<b>N</b>	506 1370 10	R.H. Swing Arm .....	Bras oscillant DR .....	1 1
<b>19</b>	506 0809 00	Thrust Washer .....	Rondelle d'appui .....	2 2
<b>20</b>	371 9104 00	Circlip .....	Circlip .....	2 2
<b>N 21</b>	572 0913 00	Cap .....	Bouchon .....	2 2
<b>22</b>	570 0622 00	Rubber Damper .....	Coussinet tampon .....	2 2
<b>23</b>	506 1158 00	Bowl .....	Coupole .....	2 2
<b>24</b>	224 7811 40	Spring Lock Washer M8 .....	Rondelle-frein à ressort M8 .....	2 2
<b>25</b>	222 9825 65	Allen Screw M8 x 25 .....	Vis Allen M8 x 25 .....	2 2
<b>26</b>	222 0290 65	Hex. Screw M12 x 90 .....	Vis hex. M12 x 90 .....	4 4
<b>27</b>	572 0459 00	Cap .....	Capuchon .....	2 2
<b>28</b>	222 0255 65	Hex. Screw M12 x 55 .....	Vis hex. M12 x 55 .....	4 4
<b>N 29</b>	580 6499 00	Arm Ass'y .....	Barreau ass. ....	2 2
<b>30</b>	228 5010 45	Elastic Stop Nut M10 .....	Écrou élastique M10 .....	4 4
<b>31</b>	414 9567 00	Front Shock .....	Amortisseur avant .....	2 -
<b>N</b>	415 0402 00	Front Shock .....	Amortisseur avant .....	- 2
<b>N 32</b>	415 0385 00	Shock Spring (Red) .....	Ressort d'amortisseur (rouge) .....	2 -
<b>N</b>	414 9761 00	Shock Spring (Red) .....	Ressort d'amortisseur (rouge) .....	- 2
<b>33</b>	503 1406 00	Spring Stopper .....	Butée du ressort .....	2 2
<b>34</b>	222 0055 65	Hex. Screw M10 x 55 .....	Vis hex. M10 x 55 .....	2 2
<b>35</b>	224 7811 40	Lock Washer 8 mm .....	Rondelle-frein 8 mm .....	2 2





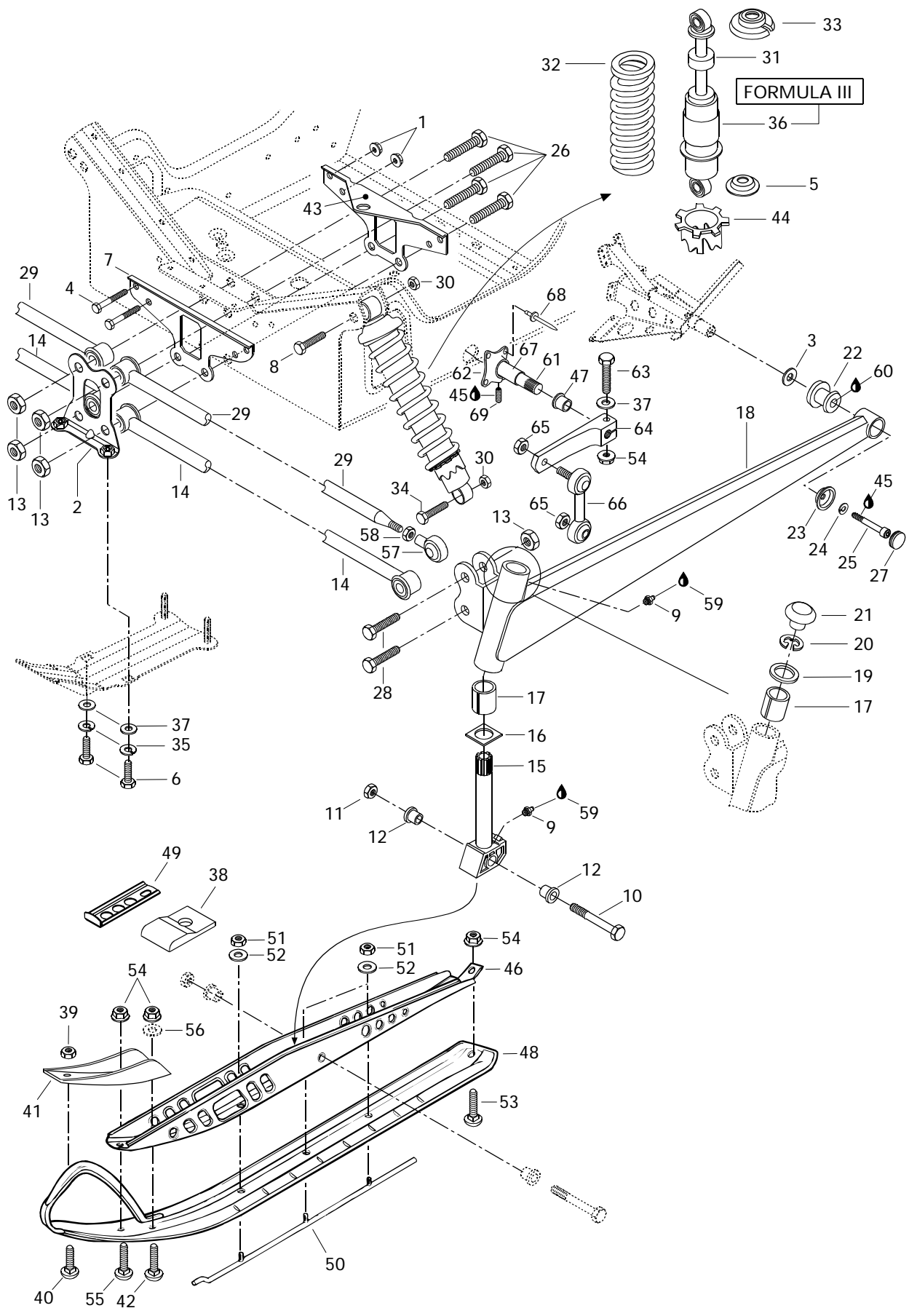
## Front Suspension and Ski Suspension avant et ski

FORMULA

			III	III - L T
<b>36</b>	414 8714 00	HPG Decal .....	Décalque HPG .....	2 -
<b>37</b>	224 0811 71	Washer 8 mm .....	Rondelle 8 mm .....	4 4
<b>38</b>	570 0468 00	Ski Stopper .....	Butée de ski .....	2 2
<b>39</b>	228 7610 45	Elastic Flanged Stop Nut M6 .....	Écrou élastique à épaulement M6 .....	2 2
<b>40</b>	222 2625 65	Carriage Bolt M6 x 25 .....	Boulon de carrosserie M6 x 25 .....	2 2
<b>N 41</b>	505 0680 00	Ski Reinforcement .....	Renfort de ski .....	2 2
<b>42</b>	222 2840 65	Carriage Bolt M8 x 40 .....	Boulon de carrosserie M8 x 40 .....	2 2
<b>43</b>	517 2549 00	Rear Plate Link .....	Plaque de raccord arrière .....	1 1
<b>44</b>	414 7626 00	Adjuster Ring .....	Bague de réglage .....	2 -
	503 1690 00	Adjuster Ring (Cam) .....	Bague de réglage (came) .....	- 2
<b>45</b>	413 7030 00	Loctite 242, 10cc .....	Loctite 242, 10cc .....	@ @
<b>N 46</b>	505 0681 00	Ski Support .....	Support de ski .....	2 2
<b>N 47</b>	415 0395 00	Cushion .....	Coussinet .....	2 2
<b>N</b>	486 0741 00	Ring .....	Bague .....	Opt(2) -
<b>N 48</b>	572 0904 00	Plastic Ski .....	Ski de plastique .....	2 -
<b>N</b>	572 0857 00	Plastic Ski .....	Ski de plastique .....	- 2
<b>N 49</b>	505 0675 09	Stopper .....	Butée .....	2 2
<b>N 50</b>	505 0673 20	Carbide Runner (5) .....	Lisse de carbure (5) .....	2 2
<b>51</b>	228 5010 45	Elastic Stop Nut M10 .....	Écrou élastique M10 .....	6 6
<b>52</b>	224 0022 51	Washer .....	Rondelle .....	6 6
<b>53</b>	222 2825 65	Carriage Bolt M8 x 25 .....	Boulon de carrosserie M8 x 25 .....	2 2
<b>54</b>	228 7810 45	Elastic Flanged Stop Nut M8 .....	Écrou élastique à épaulement M8 .....	8 8
<b>55</b>	222 2830 65	Carriage Bolt M8 x 30 .....	Boulon de carrosserie M8 x 30 .....	2 2
<b>56</b>	— XXX —	Washer .....	Rondelle .....	2 2
<b>N 57</b>	415 0425 00	R.H. Ball Joint .....	Joint à rotule DR .....	2 2
<b>58</b>	228 3710 42	Hex. Jam Nut M14 .....	Écrou de blocage hex. M14 .....	2 2
<b>59</b>	413 7061 00	Lithium Grease, 400gr .....	Graisse-lithium, 400gr .....	@ @
<b>60</b>	293 5500 14	Grease, Super Lube #823-28 .....	Graisse, Super Lube #823-28 .....	@ @
<b>N 61</b>	506 1343 00	Stabilizator Bar .....	Bar stabilisatrice .....	1 1
<b>N</b>	486 0740 00	Stabilizator Bar .....	Bar stabilisatrice .....	Opt(1) -
<b>N 62</b>	506 1390 00	Housing .....	Logement .....	2 2
<b>63</b>	222 0845 65	Hex. Screw M8 x 45 .....	Vis hex. M8 x 45 .....	2 2
<b>N 64</b>	506 1344 02	Lever-Stabilizer .....	Levier stabilisateur .....	2 2
<b>N</b>	506 1411 00	Lever-Stabilizer .....	Levier stabilisateur .....	Opt(2) -
<b>65</b>	228 5010 45	Hex. Jam Nut M10 .....	Écrou de blocage M10 .....	4 4
<b>N 66</b>	415 0423 00	Ball Joint .....	Joint à rotule .....	2 2

Parts marked with «XXX» are not available as spare parts.

Les articles marqués d'un «XXX» ne sont pas disponibles comme pièces de remplacement.







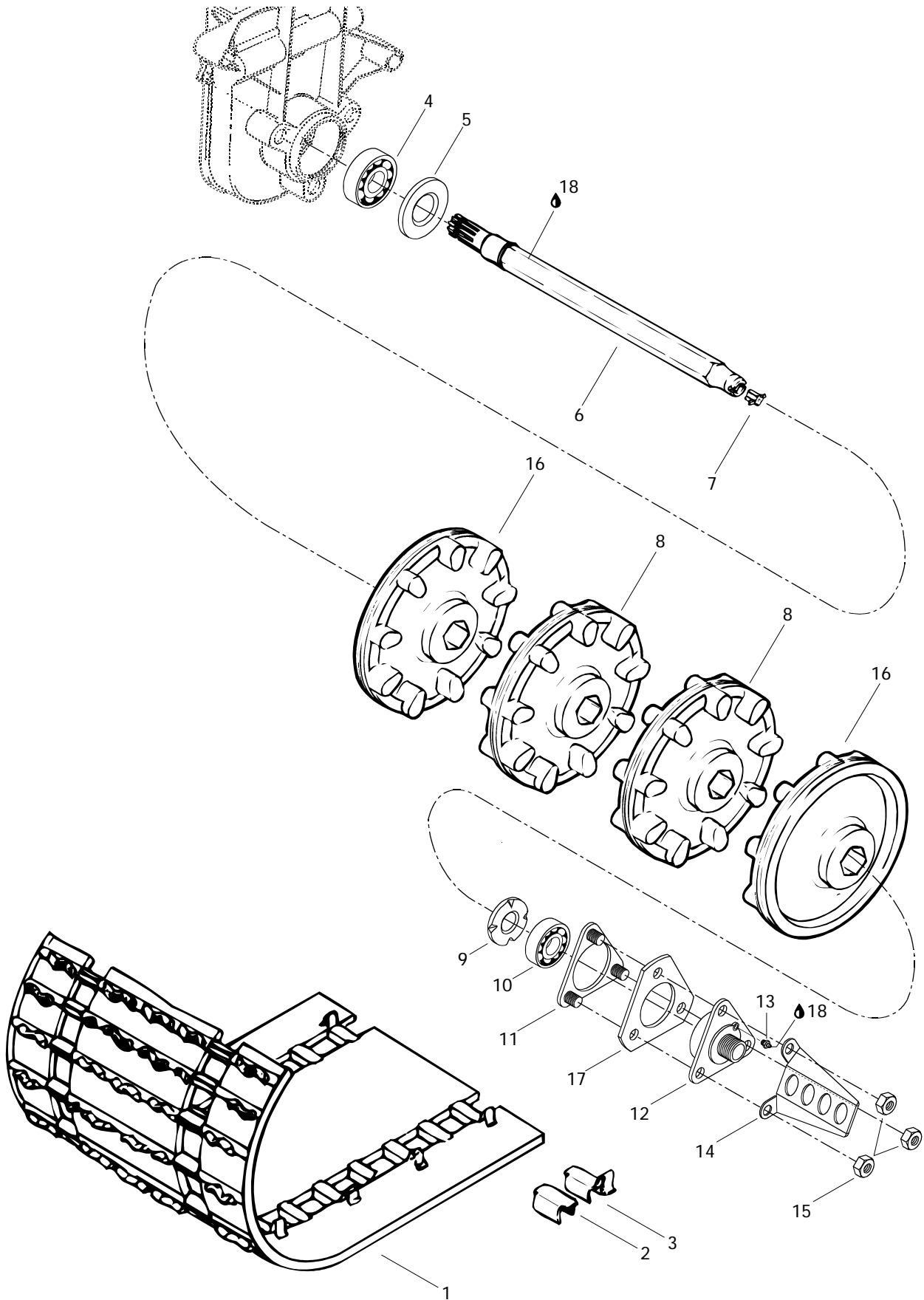
## Front Suspension and Ski Suspension avant et ski

FORMULA

				III	III - L T
<b>N 67</b>	506 1362 00	Tube .....	Tube .....	1	1
<b>68</b>	— XXX —	Rivet .....	Rivet .....	8	8
<b>69</b>	414 4408 00	Set Screw M8 x 10 .....	Vis de pression M8 x 10 .....	4	4

Parts marked with «XXX» are not available as spare parts.

Les articles marqués d'un «XXX» ne sont pas disponibles comme pièces de remplacement.





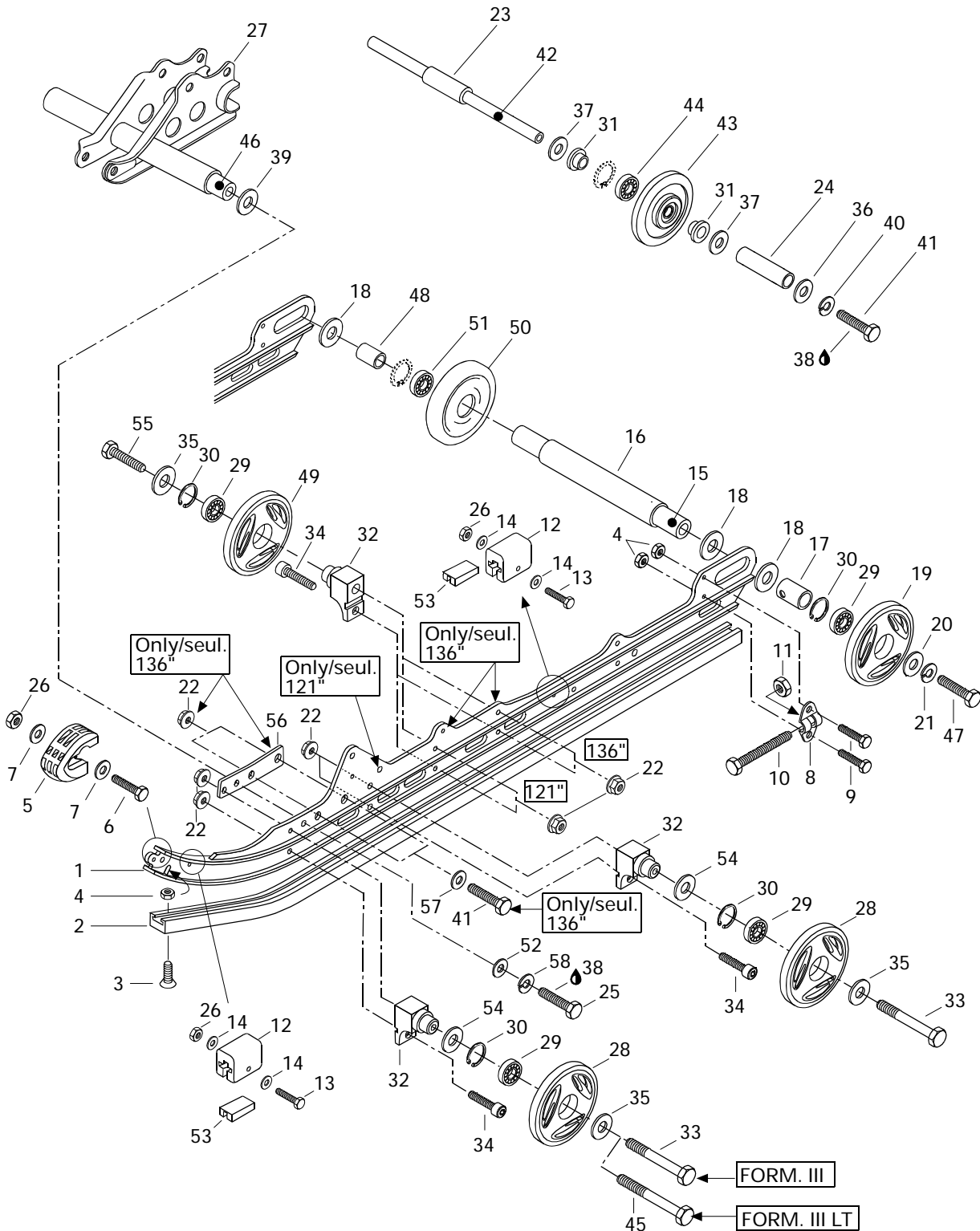
## Drive Axle and Track Essieu moteur et chenille

FORMULA

			III	III - L T
<b>N 1</b>	570 2099 00	Track 121" .....	1	—
<b>N</b>	570 2100 00	Track 136" .....	—	1
<b>2</b>	500 0033 00	Cleat .....	48	54
<b>3</b>	500 0034 00	Guide Cleat .....	48	54
<b>4</b>	405 4039 00	Ball Bearing, 6206 .....	1	1
<b>5</b>	581 0565 00	Oil Seal .....	1	1
<b>6</b>	501 0253 00	Drive Axle .....	1	1
<b>7</b>	572 0101 00	Speedometer Drive Insert .....	1	1
<b>8</b>	414 6639 00	9-Tooth Sprocket .....	2	2
<b>9</b>	501 0174 00	Ball Bearing Protector .....	1	1
<b>10</b>	405 4044 00	Ball Bearing 6205 .....	1	1
<b>11</b>	501 0178 00	Retainer Ring .....	1	1
<b>12→13</b>	501 0175 00	<b>Ball Bearing Housing .....</b>	<b>1</b>	<b>1</b>
<b>13</b>	408 2007 00	Grease Fitting .....	1	1
<b>14</b>	517 2436 00	Cable Protector .....	1	1
<b>15</b>	228 5810 45	Nut Elastic Hex. M8 .....	3	3
<b>16</b>	414 9908 00	9-Tooth Half Sprocket .....	2	2
<b>17</b>	501 0222 00	Spacer .....	1	1
<b>18</b>	413 7061 00	Lithium Grease, 400 Gr. ....	@	@
		Chenille 121" .....	1	—
		Chenille 136" .....	—	1
		Agrafe .....	48	54
		Agrafe guide .....	48	54
		Roulement à billes, 6206 .....	1	1
		Joint d'étanchéité d'huile .....	1	1
		Arbre d'entraînement .....	1	1
		Prise de l'indicateur de vitesse .....	1	1
		Barbotin 9 dents .....	2	2
		Protecteur de roulement à billes .....	1	1
		Roulement à billes 6205 .....	1	1
		Anneau de retenue .....	1	1
		<b>Logement de roulement à billes ...</b>	<b>1</b>	<b>1</b>
		Raccord de graissage .....	1	1
		Protecteur de câble .....	1	1
		Écrou élastique hex. M8 .....	3	3
		Demi-barbotin 9 dents .....	2	2
		Entretoise .....	1	1
		Graisse au lithium, 400 gr. ....	@	@

# FORMULA III (121")

# FORMULA III LT (136")





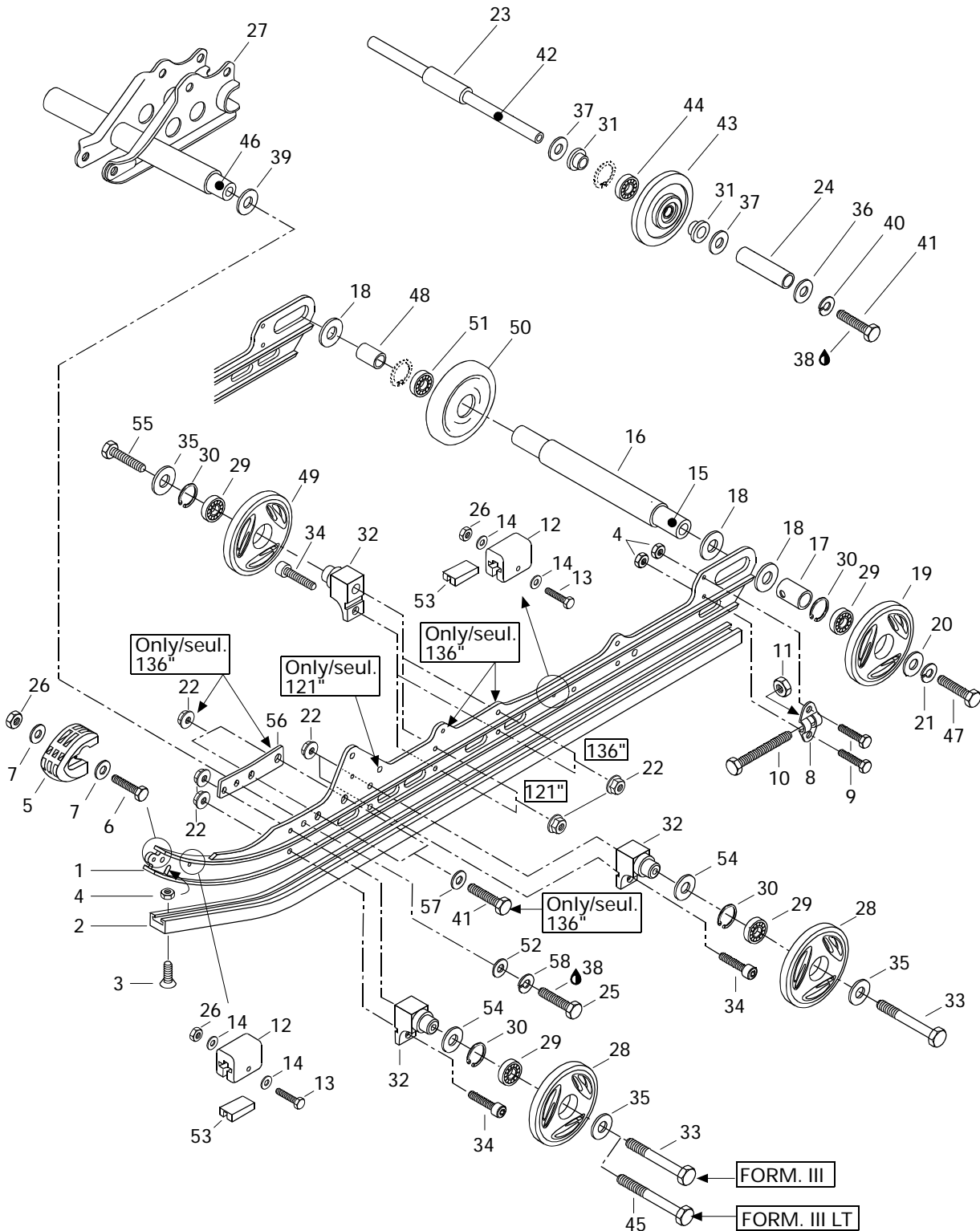
## Rear Suspension (121" )(136" ) Suspension arrière (121" )(136" )

FORMULA

			III	III - L T
<b>N 1</b>	503 1747 00	Runner (121" ) .....	Rail (121" ) .....	2 -
<b>N</b>	503 1713 00	Runner (136" ) .....	Rail (136" ) .....	- 2
<b>N 2</b>	560 3148 00	Runner Shoe (121" ) .....	Glissière (121" ) .....	2 -
<b>N</b>	560 3149 00	Runner Shoe (136" ) .....	Glissière (136" ) .....	- 2
<b>3</b>	216 3625 60	Countersunk Head Screw M6 x 25 .....	Vis à tête fraisée M6 x 25 .....	2 2
<b>4</b>	228 5610 45	Elastic Stop Nut M6 .....	Écrou élastique M6 .....	6 6
<b>5</b>	572 0754 00	Runner Protector .....	Protecteur de rail .....	2 2
<b>6</b>	222 0525 65	Hex. Screw M5 x 25 .....	Vis hex. M5 x 25 .....	2 2
<b>7</b>	391 3016 00	Washer .....	Rondelle .....	4 4
<b>8</b>	503 1553 00	Tensioner .....	Tendeur .....	2 2
<b>9</b>	222 0620 65	Hex. Screw M6 x 20 .....	Vis hex. M6 x 20 .....	4 4
<b>10</b>	732 6010 17	Hex. Screw M10 x 110 .....	Vis hex. M10 x 110 .....	2 2
<b>11</b>	228 5010 45	Elastic Stop Nut M10 .....	Écrou élastique M10 .....	2 2
<b>N 12</b>	570 0630 00	Rubber Stopper .....	Butée de caoutchouc .....	4 4
<b>13</b>	222 0540 65	Hex. Screw M5 x 40 .....	Vis hex. M5 x 40 .....	4 4
<b>14</b>	391 3017 00	Flat Washer .....	Rondelle plate .....	8 8
<b>15</b>	503 1607 00	Rear Axle .....	Essieu arrière .....	1 1
<b>16</b>	503 1395 00	Inner Spacer (long) .....	Entretoise intérieure (longue) .....	1 1
<b>17</b>	503 1548 00	Outer Spacer .....	Entretoise extérieure .....	2 2
<b>18</b>	504 1082 00	Shim .....	Cale .....	4 4
<b>19</b>	570 0453 23	Bond Wheel 165 (Red) .....	Roue d'engagement 165 (Rouge) .....	2 2
<b>N 20</b>	503 1710 00	Washer .....	Rondelle .....	2 2
<b>21</b>	224 7011 88	Lock Washer 10 mm .....	Rondelle-frein 10 mm .....	2 2
<b>22</b>	228 7810 45	Elastic Flanged Nut M8 .....	Écrou élastique à épaulement M8 .....	12 16
<b>23</b>	503 1601 00	Center Spacer .....	Entretoise centrale .....	1 1
<b>24</b>	503 1602 00	External Spacer .....	Entretoise extérieure .....	2 2
<b>25</b>	222 0235 65	Hex. Screw M12 x 35 .....	Vis hex. M12 x 35 .....	2 2
<b>26</b>	228 5510 45	Elastic Stop Nut M5 .....	Écrou d'arrêt élastique M5 .....	6 6
<b>27</b>	503 1583 00	Welded Shock Support .....	Support soudé d'amortisseur .....	1 -
<b>N</b>	503 1734 00	Welded Shock Support .....	Support soudé d'amortisseur .....	- 1
<b>28</b>	570 0452 23	Idle Wheel 135 (Red) .....	Roue de support 135 (rouge) .....	4 4
<b>29</b>	405 4045 00	Ball Bearing 6205 .....	Roulement à billes 6205 .....	8 8
<b>30</b>	371 9017 00	Circlip .....	Circlip .....	8 8
<b>31</b>	414 8884 00	Cushion .....	Coussinet .....	4 4
<b>32</b>	503 1636 00	Support .....	Support .....	6 6
<b>N 33</b>	222 0885 65	Hex. Screw M8 x 85 .....	Vis hex. M8 x 85 .....	4 2
<b>34</b>	222 9825 65	Allen Screw M8 x 25 .....	Vis Allen M8 x 25 .....	6 6
<b>35</b>	517 1678 00	Washer .....	Rondelle .....	6 6

# FORMULA III (121")

# FORMULA III LT (136")



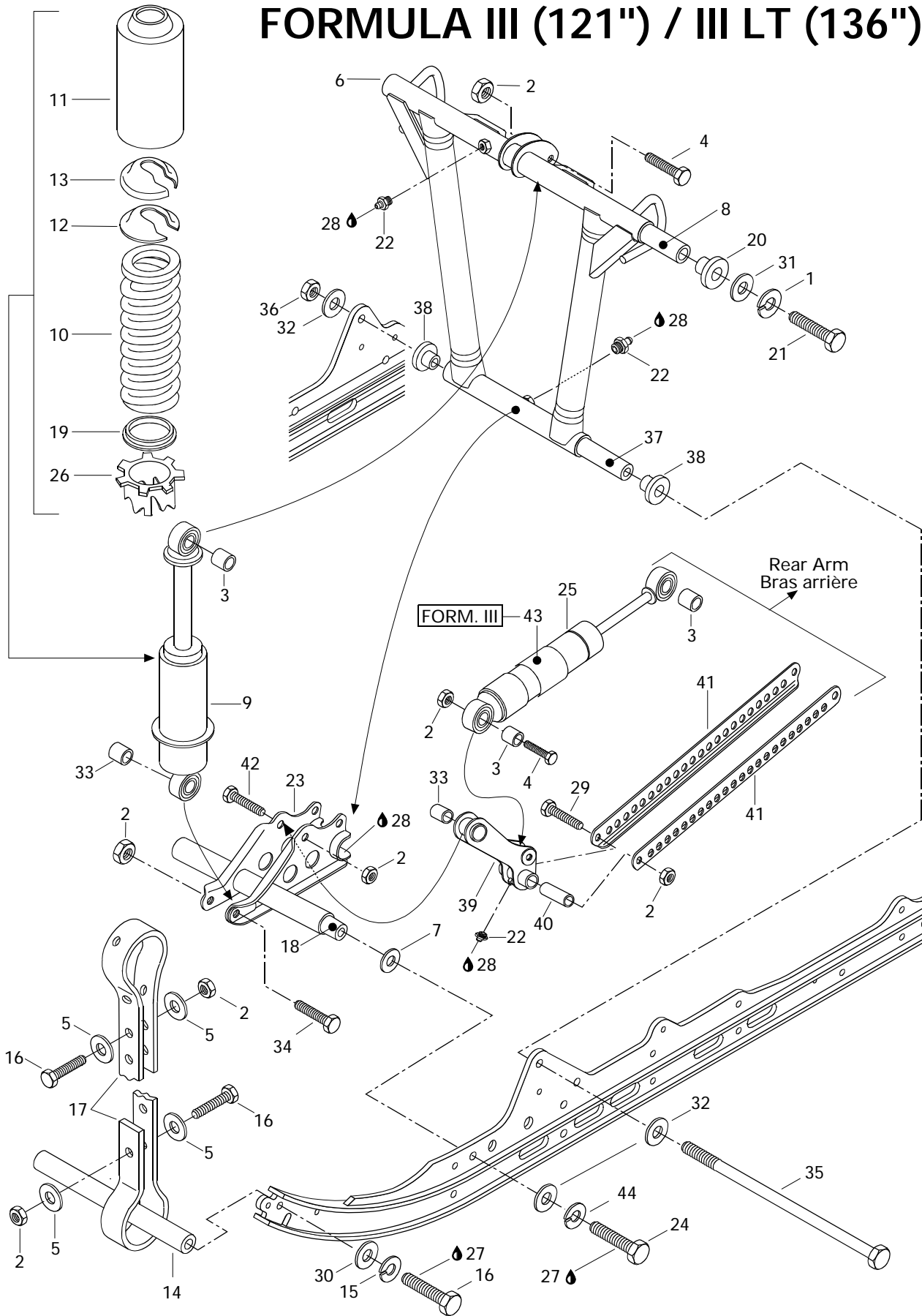


## Rear Suspension (121" )(136" ) Suspension arrière (121" )(136" )

FORMULA

			III	III - L T
<b>36</b>	503 1699 00	Black Washer .....	Rondelle noire .....	2 2
<b>37</b>	503 1540 00	Washer .....	Rondelle .....	4 4
<b>38</b>	413 7074 00	Loctite 271, 10 c.c. ....	Loctite 271, 10 c.c. ....	@ @
<b>39</b>	503 1754 00	Hard Washer .....	Rondelle trempée .....	2 2
<b>40</b>	224 7811 40	Lock Washer 8 mm .....	Rondelle-frein 8 mm .....	2 2
<b>41</b>	222 0830 65	Hex. Screw M8 x 30 .....	Vis hex. M8 x 30 .....	2 6
<b>42</b>	503 1600 00	Wheel Support Axle .....	Axe de roue de support .....	1 1
<b>43-44</b>	572 0189 00	<b>Idler Wheel .....</b>	<b>Roue de support .....</b>	2 2
<b>44</b>	405 4045 00	Ball Bearing 6205 .....	Roulement à billes 6205 .....	2 2
<b>45</b>	222 0890 65	Screw Hex. M8 x 90 .....	Vis hex. M8 x 90 .....	- 2
<b>N 46</b>	503 1748 00	Lower Axle .....	Axe inférieur .....	1 -
<b>N</b>	503 1749 00	Lower Axle .....	Axe inférieur .....	- 1
<b>47</b>	732 6010 02	Hex. Screw .....	Vis hex. ....	2 2
<b>48</b>	503 1396 00	Interior Spacer (Short) .....	Entretoise intérieure (courte) .....	1 1
<b>49</b>	570 0452 22	Bond Wheel 135 .....	Roue enrobée 135 .....	2 2
<b>50-51</b>	572 0458 00	<b>Wheel 165 .....</b>	<b>Roue 165 .....</b>	1 1
<b>51</b>	405 4045 00	Ball Bearing 6205 .....	Roulement à billes 6205 .....	1 1
<b>52</b>	224 0212 51	Washer 12 mm .....	Rondelle 12 mm .....	2 2
<b>N 53</b>	572 0848 00	Reinforcement Stopper .....	Renfort de butée .....	4 4
<b>N 54</b>	503 1737 00	Washer .....	Rondelle .....	4 4
<b>55</b>	222 0880 65	Screw Hex. M8 x 80 .....	Vis hex. M8 x 80 .....	2 2
<b>N 56</b>	503 1712 00	Reinforcement Plate .....	Plaque de renfort .....	- 2
<b>57</b>	224 0811 71	Washer 8 mm .....	Rondelle 8 mm .....	- 4
<b>N 58</b>	224 7212 18	Washer Lock 12 mm .....	Rondelle-frein 12 mm .....	2 2

# FORMULA III (121") / III LT (136")





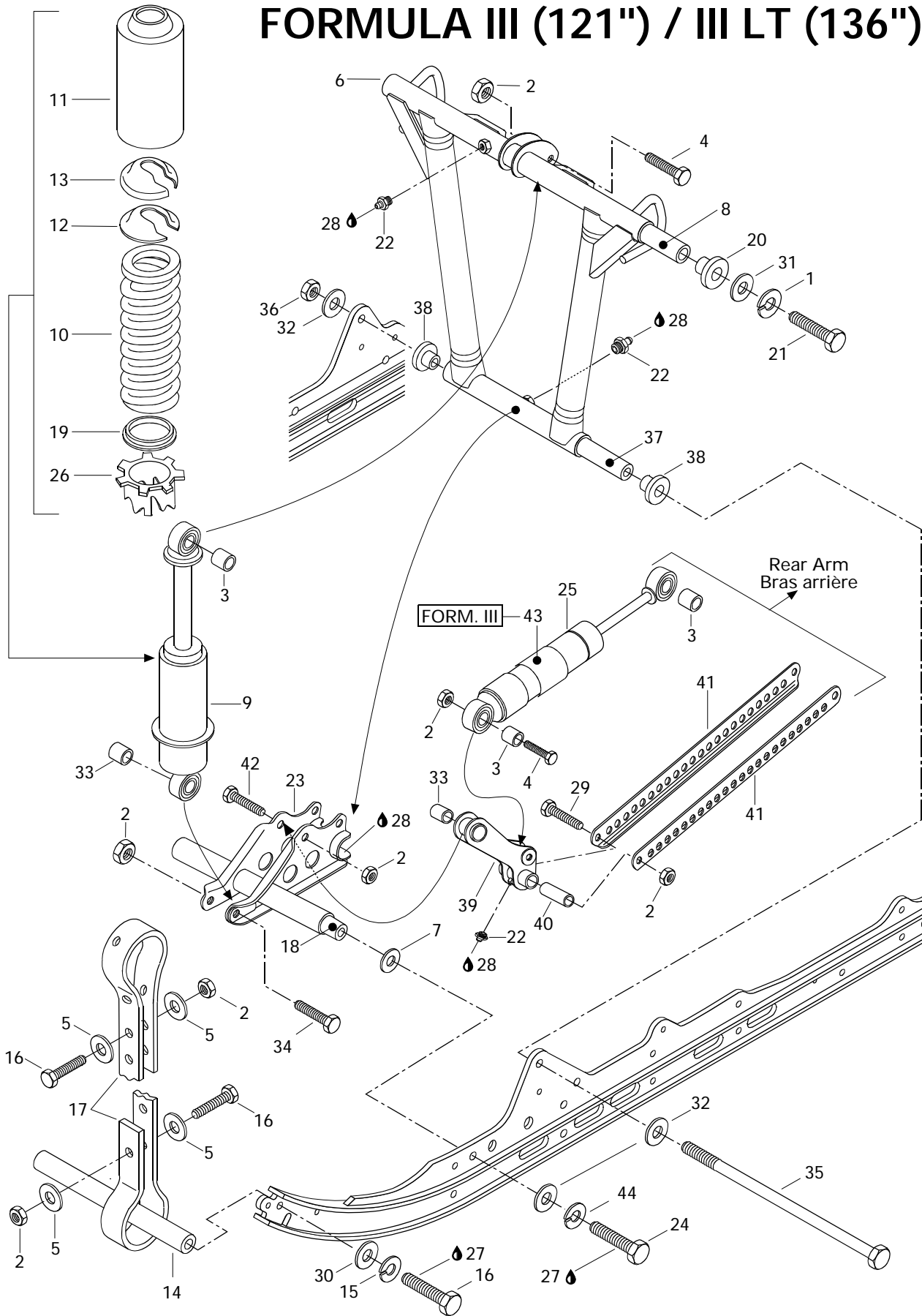


## Front Arm (RR. Susp.) 121"-136" Bras avant (susp. arr.) 121"-136"

FORMULA

			III	III - L T
<b>1</b>	224 7011 88	Lock Washer 10 mm .....	Rondelle-frein 10 mm .....	2 2
<b>2</b>	228 5810 45	Elastic Stop Nut M8 .....	Écrou élastique M8 .....	9 9
<b>3</b>	414 9360 00	Cushion .....	Coussinet .....	3 -
<b>4</b>	222 0840 65	Hex. Screw M8 x 40 .....	Vis hex. M8 x 40 .....	2 2
<b>5</b>	517 0787 00	Washer .....	Rondelle .....	8 8
<b>N 6</b>	503 1711 00	Welded Front Arm .....	Bras avant soudé .....	1 1
<b>7</b>	503 1754 00	Hard Washer .....	Rondelle trempée .....	2 2
<b>8</b>	503 1590 00	Upper Axle .....	Axe supérieur .....	1 1
<b>N 9</b>	415 0555 00	Shock .....	Amortisseur .....	1 -
<b>N</b>	415 0392 00	Shock .....	Amortisseur .....	- 1
<b>N 10</b>	415 0575 00	Shock Spring .....	Ressort d'amortisseur .....	1 -
<b>N</b>	415 0576 00	Shock Spring .....	Ressort d'amortisseur .....	- 1
<b>11</b>	517 2809 00	Protector .....	Protecteur .....	1 1
<b>12</b>	503 1416 00	Cap .....	Capuchon .....	1 1
<b>13</b>	503 1406 00	Spring Stopper .....	Butée de ressort .....	1 1
<b>14</b>	503 1516 00	Axle .....	Axe .....	1 1
<b>15</b>	224 7811 40	Lock Washer 8 mm .....	Rondelle-frein 8 mm .....	2 2
<b>16</b>	222 0830 65	Hex. Screw M8 x 30 .....	Vis hex. M8 x 30 .....	6 6
<b>17</b>	570 0388 00	Stopper Strap .....	Courroie d'arrêt .....	2 2
<b>N 18</b>	503 1748 00	Lower Axle (Shock Support) .....	Axe inférieur (support d'amortisseur) .	1 -
<b>N</b>	503 1749 00	Lower Axle (Shock Support) .....	Axe inférieur (support d'amortisseur) .	- 1
<b>19</b>	517 1843 00	Spring Guide .....	Guide de ressort .....	1 -
<b>N</b>	572 0926 00	Spring Guide .....	Guide de ressort .....	- 1
<b>20</b>	415 0279 00	Cushion .....	Coussinet .....	2 2
<b>21</b>	222 0060 65	Hex. Screw M10 x 60 .....	Vis hex. M10 x 60 .....	2 2
<b>22</b>	408 2007 00	Grease Fitting M6 .....	Raccord de graissage M6 .....	3 3
<b>23</b>	503 1583 00	Welded Shock Support .....	Support soudé d'amortisseur .....	1 -
<b>N</b>	503 1734 00	Welded Shock Support .....	Support soudé d'amortisseur .....	- 1
<b>24</b>	222 0235 65	Hex. Screw M12 x 35 .....	Vis hex. M12 x 35 .....	2 2
<b>N 25</b>	415 0556 00	Shock (HPG) .....	Amortisseur (HPG) .....	1 -
<b>N</b>	415 0334 00	Shock .....	Amortisseur .....	- 1
<b>N 26</b>	414 7626 00	Adjuster Ring (Cam) .....	Bague de réglage (came) .....	1 -
	503 1690 00	Adjuster Ring (Cam) .....	Bague de réglage (came) .....	- 1
<b>27</b>	413 7074 00	Loctite 271, 10 cc .....	Loctite 271, 10 cc .....	@ @
<b>28</b>	413 7061 00	Lithium Grease, 400 gr. ....	Graisse au lithium, 400 gr. ....	@ @
<b>29</b>	222 0875 65	Hex. Screw M8 x 75 .....	Vis hex. M8 x 75 .....	1 1
<b>30</b>	224 0811 71	Flat Washer 8 mm .....	Rondelle plate 8 mm .....	2 2
<b>31</b>	224 0012 11	Flat Washer 10 mm .....	Rondelle plate 10 mm .....	2 2
<b>32</b>	224 0212 51	Flat Washer 12 mm .....	Rondelle plate 12 mm .....	4 4

# FORMULA III (121") / III LT (136")



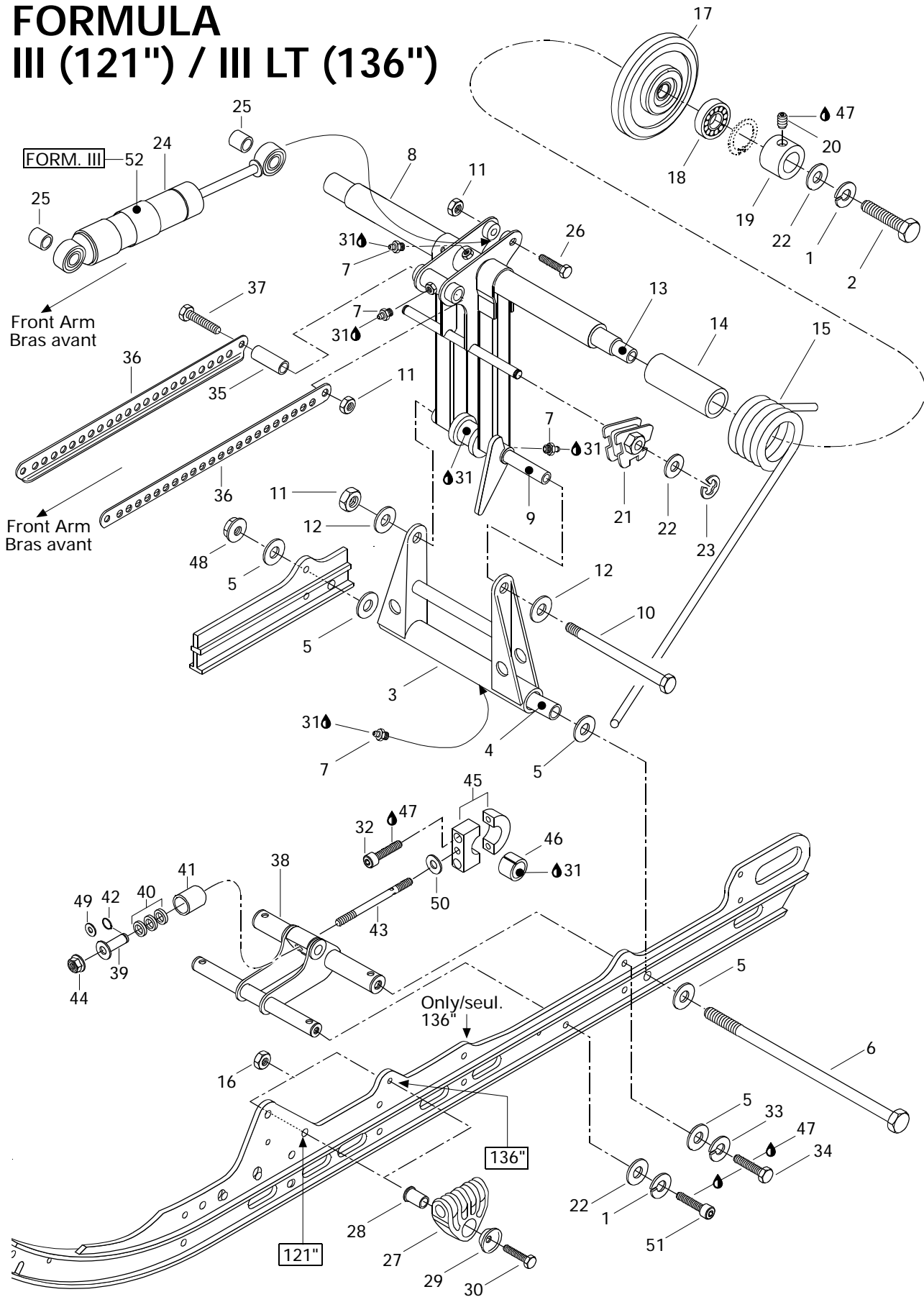


## Front Arm (RR. Susp.) 121"-136" Bras avant (susp. arr.) 121"-136"

FORMULA

			III	III - L T
<b>33</b>	414 9179 00	Cushion .....	2	2
<b>34</b>	222 0855 65	Hex. Screw M8 x 55 .....	1	1
<b>35</b>	503 1408 00	Bolt M12 .....	1	1
<b>36</b>	228 5210 45	Hex. Elastic Nut M12.....	1	1
<b>37</b>	503 1589 00	Lower Axle (Front Arm).....	1	1
<b>38</b>	415 0263 00	Cushion .....	2	2
<b>39</b>	503 1585 00	Welded Lever .....	1	1
<b>40</b>	503 1586 00	Tie Rod Shaft .....	1	1
<b>41</b>	503 1587 00	Tie Rod .....	2	-
<b>N</b>	503 1709 00	Tie Rod .....	-	2
<b>42</b>	222 0850 65	Hex. Screw M8 x 50 .....	1	1
<b>43</b>	414 8714 00	HPG Decal .....	1	-
<b>N 44</b>	224 7212 18	Washer Lock 12 mm .....	2	2

# FORMULA III (121") / III LT (136")





## Rear Arm (RR. Susp.) 121"-136" Bras arrière (susp. arr.) 121"-136"

FORMULA

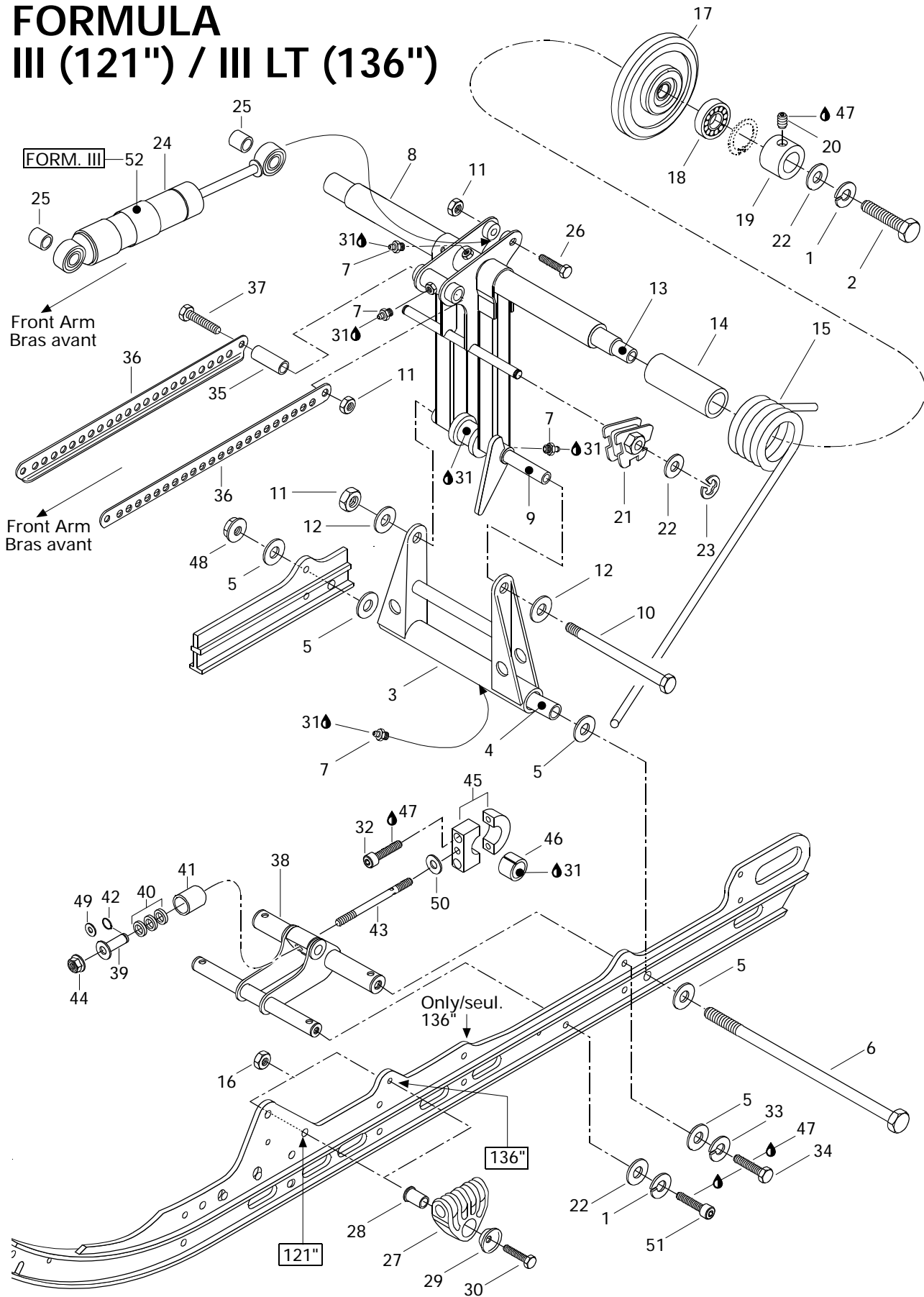
III	III - L T
-----	--------------------

1	224 7011 88	Lock Washer 10 mm .....	Rondelle-frein 10 mm .....	4	4
2	222 0035 65	Hex. Screw M10 x 35 .....	Vis hex. M10 x 35 .....	2	2
3	503 1692 00	Pivot Welded Arm .....	Jumelle soudée .....	1	1
4	503 1547 03	Lower Axle Pivot .....	Axe inférieur de jumelle .....	1	1
5	224 0812 01	Washer .....	Rondelle .....	6	6
6	732 6011 98	Bolt M8 .....	Boulon M8 .....	1	1
7	408 2007 00	Grease Fitting M6 .....	Raccord de graissage M6 .....	4	4
<b>N 8</b>	503 1728 00	Welded Rear Arm .....	Bras arrière soudé .....	1	1
9	503 1443 00	Upper Axle .....	Axe supérieur .....	1	1
10	732 6011 97	Bolt M8 .....	Boulon M8 .....	1	1
11	228 5810 45	Elastic Stop Hex. Nut M8 .....	Écrou élastique hex. M8 .....	3	3
12	224 0811 71	Washer .....	Rondelle .....	2	2
13	503 1687 00	Transversal Rear Axle .....	Axe transversal arrière .....	1	1
14	572 0807 00	Bushing .....	Douille .....	2	2
15	414 9435 00	R.H. Spring .....	Ressort DR .....	1	1
	414 9436 00	L.H. Spring .....	Ressort GA .....	1	1
16	228 5610 45	Elastic Stop Nut M6 .....	Écrou élastique M6 .....	2	2
<b>N 17-18</b>	572 0914 00	<b>Idler Wheel</b> .....	<b>Roue de support</b> .....	2	2
18	405 4045 00	Ball Bearing 6205 .....	Roulement à billes 6205 .....	2	2
19	503 1688 00	Retaining Ring .....	Bague d'appui .....	2	2
20	— XXX —	Socket Set Screw M6 .....	Vis de pression allen M6 .....	2	2
21	572 0308 00	L.H. Cam Adjuster .....	Came de réglage GA .....	1	1
	572 0309 00	R.H. Cam Adjuster .....	Came de réglage DR .....	1	1
22	224 0012 11	Washer 10 mm .....	Rondelle 10 mm .....	6	6
23	371 9071 00	Circlip .....	Circlip .....	2	2
<b>N 24</b>	415 0556 00	Shock (HPG) .....	Amortisseur (HPG) .....	1	—
<b>N</b>	415 0334 00	Shock .....	Amortisseur .....	—	1
25	414 9360 00	Cushion .....	Coussinet .....	2	—
26	222 0850 65	Hex. Screw M8 x 50 .....	Vis hex. M8 x 50 .....	1	1
27	572 0566 00	Spring Support .....	Support de ressort .....	2	2
28	503 1527 00	Spring Axle Guide .....	Axe-guide pour ressort .....	2	2
29	517 0417 00	Retainer Washer .....	Rondelle de retenue .....	2	2
30	222 0645 65	Hex. Screw M6 x 45 .....	Vis hex. M6 x 45 .....	2	2
31	413 7061 00	Lithium Grease, 400 gr. ....	Graisse au lithium, 400 gr. ....	@	@
32	222 9830 65	Allen Screw M8 x 30 .....	Vis Allen M8 x 30 .....	2	2

Parts marked with «XXX» are not available as spare parts.

Les articles marqués d'un «XXX» ne sont pas disponibles comme pièces de remplacement.

# FORMULA III (121") / III LT (136")

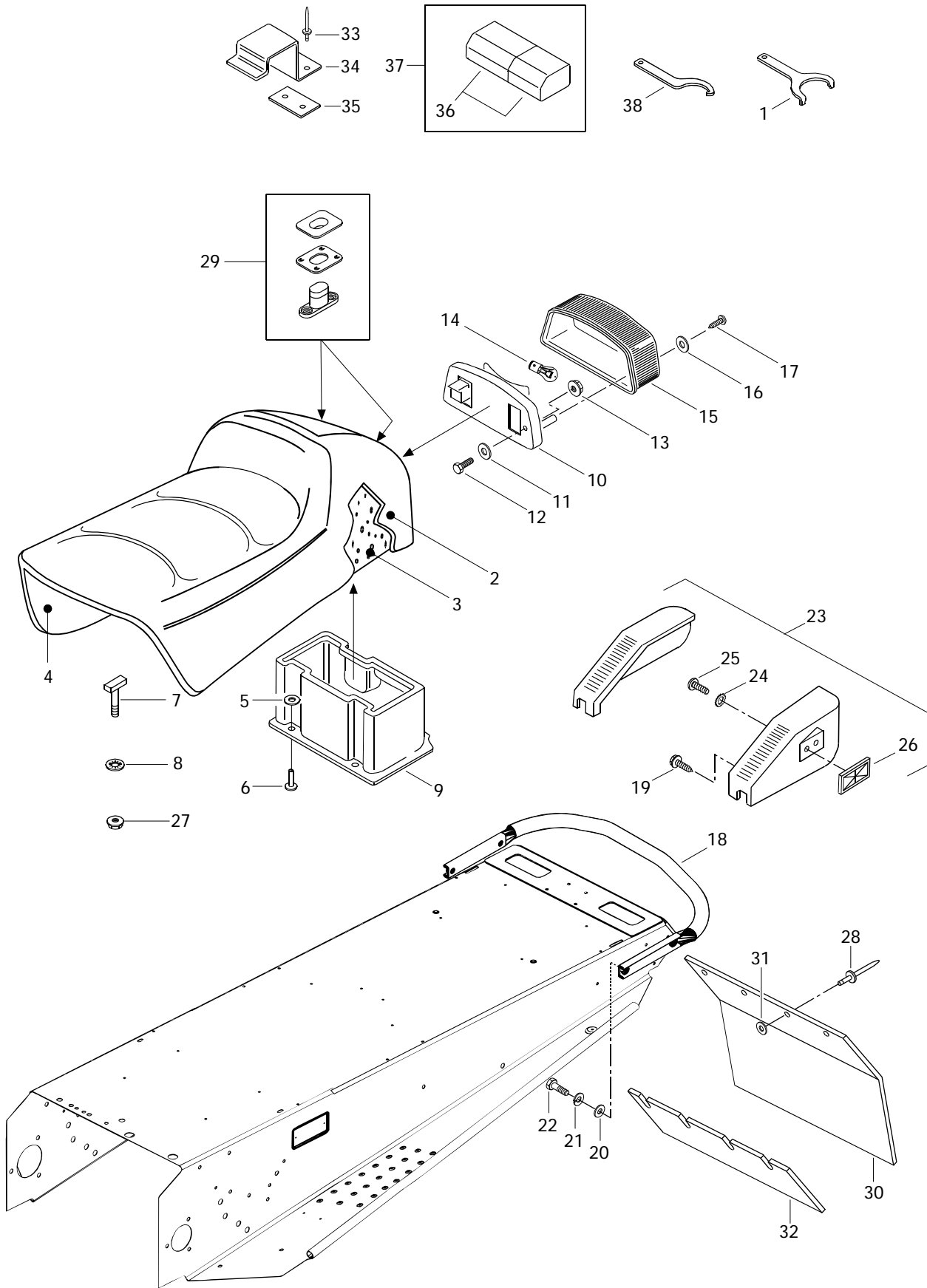




## Rear Arm (RR. Susp.) 121"-136" Bras arrière (susp. arr.) 121"-136"

FORMULA

			III	III - L T
<b>33</b>	224 7811 40	Lock Washer 8 mm .....	Rondelle-frein 8 mm .....	2 2
<b>34</b>	222 0830 66	Hex. Screw M8 x 30 .....	Vis hex. M8 x 30 .....	2 2
<b>35</b>	503 1586 00	Tie Rod Shaft .....	Axe de barre d'accouplement .....	1 1
<b>36</b>	503 1587 00	Tie Rod .....	Barre d'accouplement .....	2 -
<b>N</b>	503 1709 00	Tie Rod .....	Barre d'accouplement .....	- 2
<b>37</b>	222 0875 65	Hex. Screw M8 x 75 .....	Vis hex. M8 x 75 .....	1 1
<b>N 38</b>	503 1719 00	Bracket Weld .....	Attache soudée .....	1 1
<b>N 39</b>	503 1729 00	Bushing Weld .....	Douille soudée .....	1 1
<b>40</b>	570 0496 00	Rubber Stopper .....	Butée de caoutchouc .....	3 3
<b>41</b>	503 1036 00	Cup .....	Coupole .....	1 1
<b>N 42</b>	371 9107 00	Circlip .....	Circlip .....	1 1
<b>N 43</b>	503 1731 00	Threaded Rod .....	Tige filetée .....	1 1
<b>44</b>	228 7010 45	Flanged Elastic Nut M10 .....	Écrou élastique à épaulement M10 ....	1 1
<b>45</b>	580 6479 00	Pivot Block .....	Bloc de pivot .....	1 1
<b>46</b>	415 0278 00	Cushion .....	Coussinet .....	1 1
<b>47</b>	413 7074 00	Loctite 271, 10 c.c. ....	Loctite 271, 10 c.c. ....	@ @
<b>48</b>	228 7810 45	Nut Flanged Elastic M8 .....	Écrou élastique à épaulement M8 .....	1 1
<b>N 49</b>	503 1727 00	Washer .....	Rondelle .....	1 1
<b>N 50</b>	503 1730 00	Washer .....	Rondelle .....	1 1
<b>51</b>	222 9035 65	Screw Allen M10 x 35 .....	Vis Allen M 10 x 35 .....	2 2
<b>52</b>	414 8714 00	HPG Decal .....	Décalque HPG .....	1 -







## Seat and Accessories Siège et accessoires

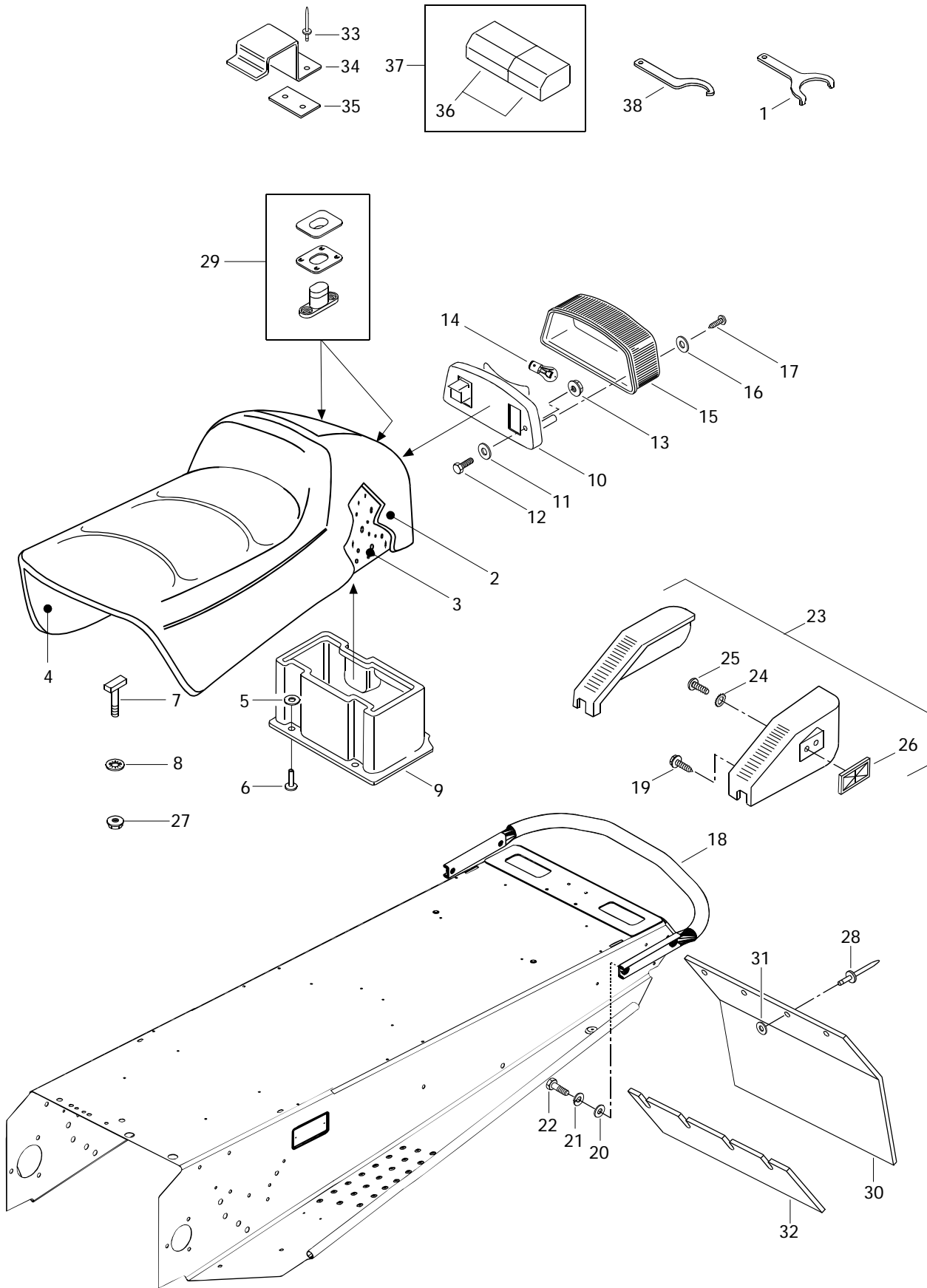
FORMULA

III	III - L T
-----	--------------------

<b>1</b>	529 0190 00	Wrench-Adjuster .....	Clé de réglage .....	1	—
<b>N 2</b>	415 0420 03	Seat Cover (1 pass.) .....	Housse de siège (1 pass.) .....	1	1
<b>3</b>	414 8371 00	Foam Seat (1 pass.) .....	Caoutchouc mousse (1 pass.) .....	1	1
<b>4</b>	572 0596 00	Sub-Seat .....	Sous-siège .....	1	1
<b>5</b>	517 2259 00	Washer .....	Rondelle .....	5	5
<b>6</b>	390 4096 00	Rivet .....	Rivet .....	5	5
<b>7</b>	732 6012 21	«T» Bolt M6 .....	Boulon en «T» M6 .....	2	2
<b>8</b>	732 6100 72	Push Nut .....	Écrou à pression .....	2	2
<b>9</b>	572 0398 02	Rear Trunk .....	Coffre arrière .....	1	1
<b>10</b>	414 5136 00	Taillamp Housing .....	Boîtier du feu arrière .....	1	1
<b>11</b>	517 2259 00	Washer .....	Rondelle .....	2	2
<b>12</b>	222 0530 65	Hex. Screw M5 x 30 .....	Vis hex. M5 x 30 .....	2	2
<b>13</b>	228 7510 45	Elastic Flanged Stop Nut M5 .....	Écrou élastique à épaulement M5 .....	2	2
<b>14</b>	410 5040 00	Bulb .....	Ampoule .....	1	1
<b>15</b>	414 5137 00	Lens .....	Lentille .....	1	1
<b>16</b>	414 5164 00	Plastic Washer .....	Rondelle de plastique .....	2	2
<b>N 17</b>	732 6012 53	Phillips Screw .....	Vis cruciforme .....	2	2
<b>18</b>	518 3140 00	Rear Bumper .....	Pare-chocs arrière .....	1	1
<b>19</b>	365 9011 00	Self Tapping Screw M12 x 3/4 .....	Vis autotaraudeuse M12 x 3/4 .....	6	6
<b>20</b>	224 0811 71	Washer 8 mm .....	Rondelle 8 mm .....	4	4
<b>21</b>	224 7811 40	Lock Washer 8 mm .....	Rondelle-frein 8 mm .....	4	4
<b>22</b>	222 0820 65	Hex. Screw M8 x 20 .....	Vis hex. M8 x 20 .....	4	4
<b>23-26</b>	580 6420 00	<b>R.H. Moulding Ass'y</b> .....	<b>Enjoliveur droit ass.</b> .....	1	—
	580 6421 00	<b>L.H. Moulding Ass'y</b> .....	<b>Enjoliveur gauche ass.</b> .....	1	—
	580 6416 00	<b>R.H. Moulding Ass'y</b> .....	<b>Enjoliveur droit ass.</b> .....	—	1
	580 6417 00	<b>L.H. Moulding Ass'y</b> .....	<b>Enjoliveur gauche ass.</b> .....	—	1
<b>24</b>	224 1511 01	Ext. Tooth Lock Washer 5 mm .....	Rondelle-frein à dents ext. 5 mm .....	2	2
<b>25</b>	222 8510 65	Phillips Screw M5 x 10 .....	Vis cruciforme M5 x 10 .....	2	2
<b>26</b>	414 5101 00	Red Reflector .....	Réfecteur rouge .....	2	2
<b>27</b>	228 7610 45	Elastic Flanged Stop Nut M6 .....	Écrou élastique à épaulement M6 .....	2	2
<b>28</b>	390 9096 00	Rivet .....	Rivet .....	4	4
<b>29</b>	414 7280 00	Buckle-Seat .....	Boucle de siège .....	@	@
<b>30</b>	572 0765 01	Snow Guard .....	Garde-neige .....	1	1

Parts marked with «XXX» are not available as spare parts.

Les articles marqués d'un «XXX» ne sont pas disponibles comme pièces de remplacement.

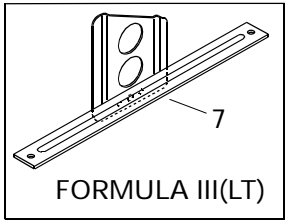
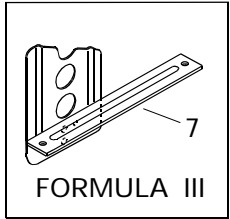
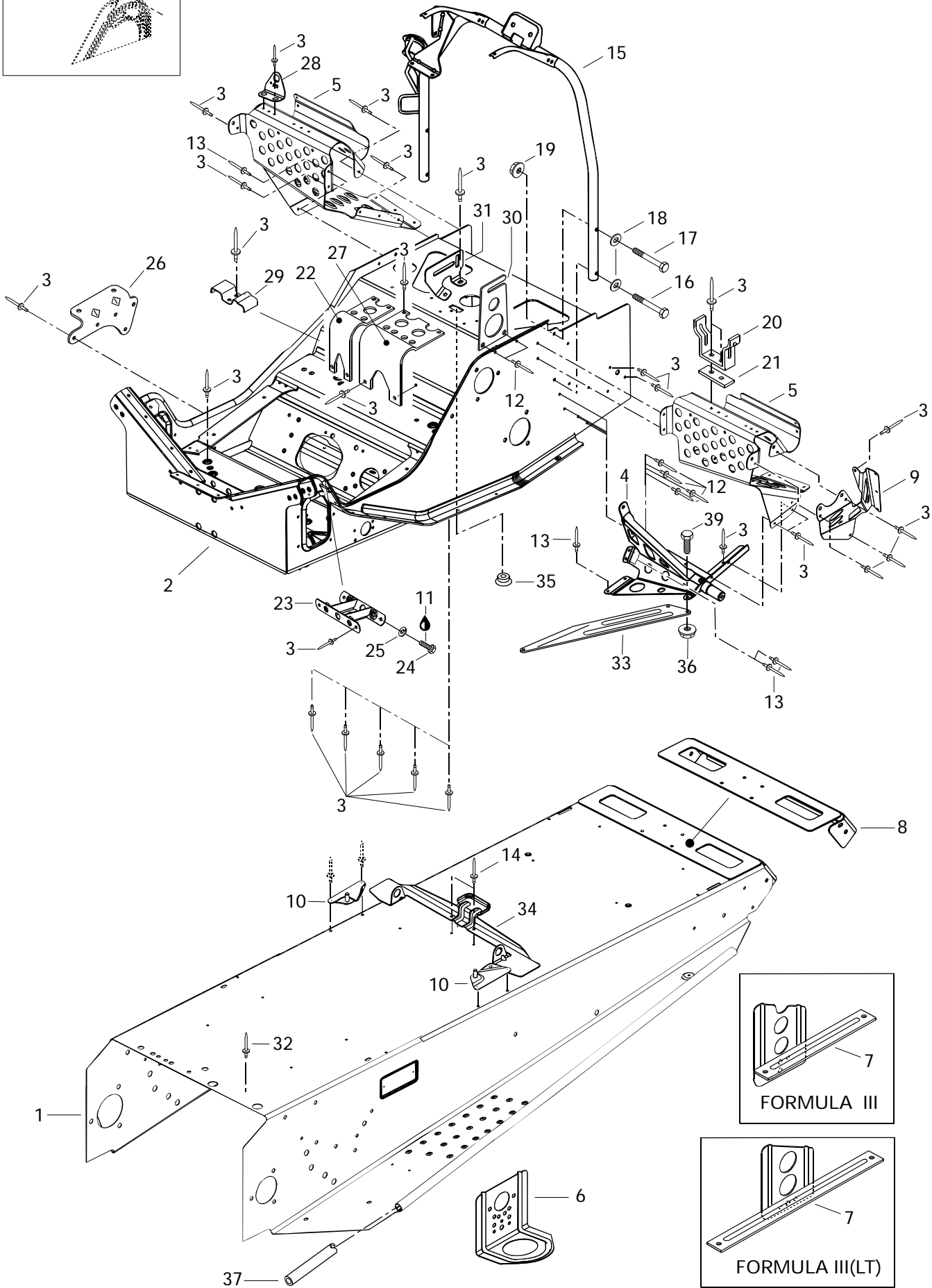
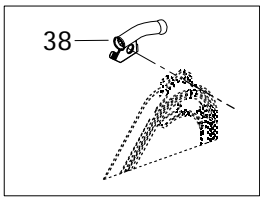




## Seat and Accessories Siège et accessoires

FORMULA

			III	III - L T
<b>31</b>	517 2259 00	Washer .....	4	4
<b>N 32</b>	572 0970 00	Reinforcement .....	1	1
<b>33</b>	390 4022 00	Rivet .....	2	2
<b>34</b>	518 3011 00	Retainer Plate .....	1	1
<b>35</b>	518 3060 00	Reinforcement .....	1	1
<b>36</b>	572 0363 10	Tool Box Ass'y .....	1	1
<b>37</b>	529 0279 00	Tool Box Kit .....	1	1
<b>38</b>	529 0307 00	Wrench-Adjuster .....	-	1
		Rondelle .....		
		Renfort .....		
		Plaque de soutien .....		
		Renfort .....		
		Coffre à outils ass. ....		
		Trousse à outils .....		
		Clé de réglage .....		





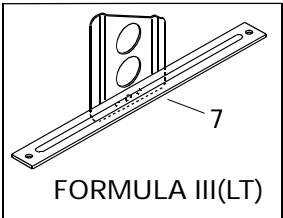
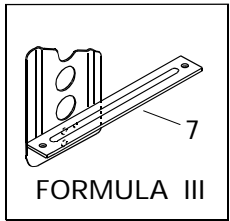
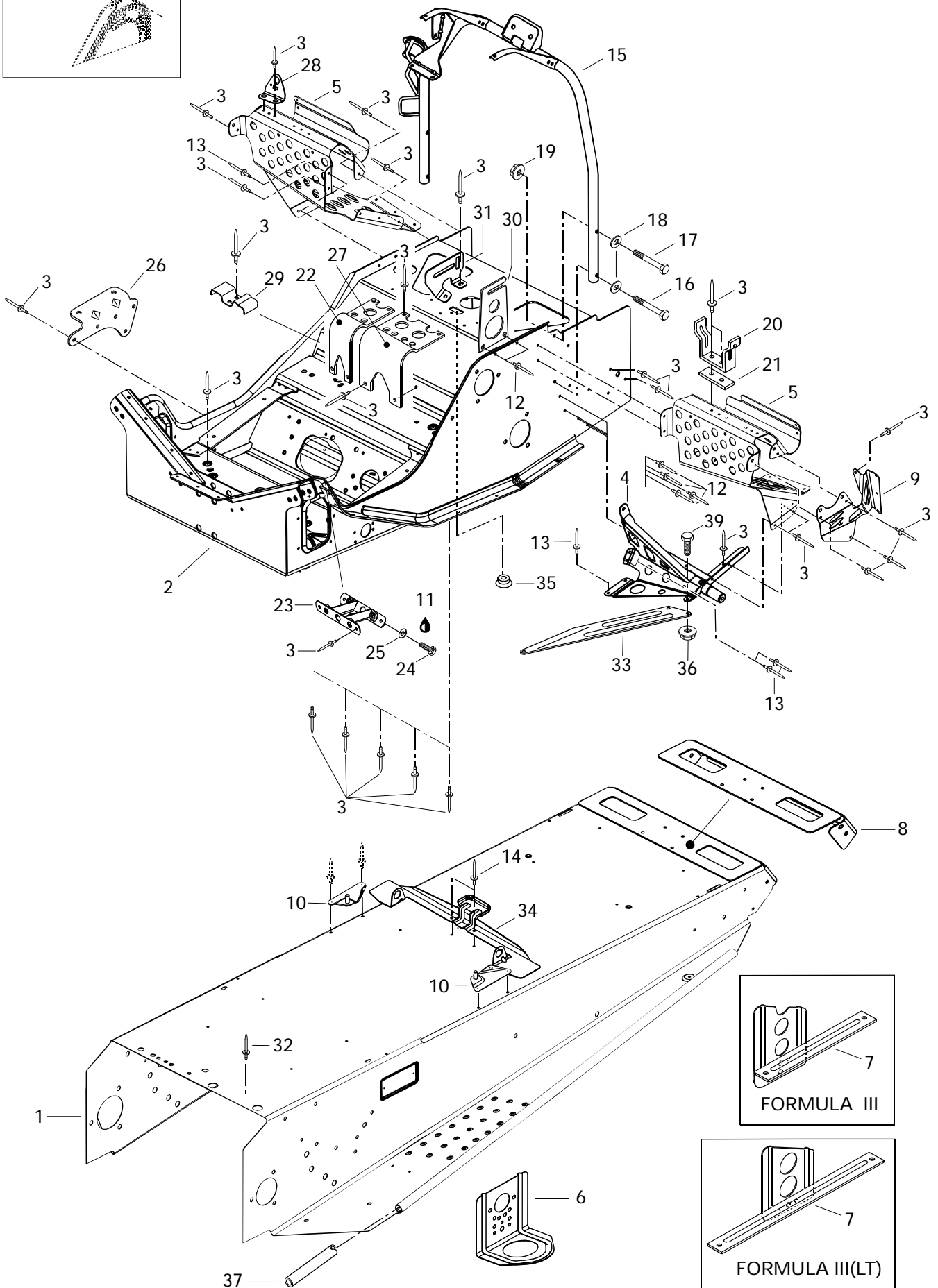
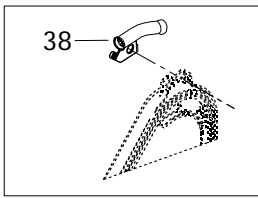
# Frame and Accessories

## Châssis et accessoires

FORMULA

III	III - L T
-----	--------------------

<b>N 1</b>	518 3168 40	Tunnel .....	Tunnel .....	1	—
<b>N</b>	518 3168 53	Tunnel .....	Tunnel .....	—	1
<b>N 2</b>	518 3162 45	Front Member .....	Cadre avant .....	1	—
<b>N</b>	518 3162 46	Front Member .....	Cadre avant .....	—	1
<b>3</b>	390 4022 00	Rivet .....	Rivet .....	@	@
<b>N 4</b>	518 3167 02	L.H. Support .....	Support GA .....	1	1
<b>N</b>	518 3167 03	R.H. Support .....	Support DR .....	1	1
<b>5</b>	518 3129 06	R.H. Front Footrest .....	Repose-pied avant DR .....	1	1
	518 3129 07	L.H. Front Footrest .....	Repose-pied avant GA .....	1	1
<b>6</b>	518 3129 10	Front Bracket .....	Attache avant .....	2	2
<b>N 7</b>	518 3167 49	L.H. Rear Bracket .....	Attache arrière GA .....	1	—
<b>N</b>	518 3167 50	R.H. Rear Bracket .....	Attache arrière DR .....	1	—
<b>N</b>	518 3167 33	L.H. Rear Bracket .....	Attache arrière GA .....	—	1
<b>N</b>	518 3167 34	R.H. Rear Bracket .....	Attache arrière DR .....	—	1
<b>8</b>	518 3102 11	Cap-End .....	Capuchon arrière .....	1	1
	518 3087 17	Cap-End .....	Capuchon arrière .....	1	1
<b>9</b>	518 3129 08	Side Plate L.H. ....	Plaque latéral GA .....	1	1
	518 3129 09	Side Plate R.H. ....	Plaque latéral DR .....	1	1
<b>10</b>	518 3047 35	R.H. Tank Bracket .....	Attache de réservoir DR .....	1	1
	518 3047 36	L.H. Tank Bracket .....	Attache de réservoir GA .....	1	1
<b>11</b>	413 7074 00	Loctite 271, 10cc .....	Loctite 271, 10cc .....	@	@
<b>12</b>	390 9092 00	Avex Rivet (Short) .....	Rivet Avex (court) .....	10	10
<b>13</b>	390 9091 00	Avex Rivet (Long) .....	Rivet Avex (long) .....	10	10
<b>14</b>	390 4024 00	Rivet .....	Rivet .....	2	2
<b>15</b>	518 3047 43	Handle Steering Support .....	Support de guidon .....	1	1
<b>16</b>	222 0640 65	Hex. Screw M6 x 40 .....	Vis hex. M6x 40 .....	2	2
<b>17</b>	222 0635 65	Hex. Screw M6 x 35 .....	Vis hex. M6x 35 .....	2	2
<b>18</b>	224 0611 51	Washer 6 mm .....	Rondelle 6 mm .....	4	4
<b>19</b>	228 7610 45	Elastic Flanged Stop Nut M6 .....	Écrou élastique à épaulement .....	4	4
<b>20</b>	518 2021 00	Pulley Guard Bracket .....	Attache de garde-poulie .....	1	1
<b>21</b>	518 2075 00	Reinforcement .....	Renfort .....	1	1
<b>22</b>	518 3108 00	Air Silencer Support .....	Support-silencieux d'admission .....	1	1
<b>23</b>	518 3047 41	Reinf. Plate .....	Plaque de renfort .....	1	1
<b>24</b>	222 0820 65	Hex. Screw M8 x 20 .....	Vis hex. M8 x 20 .....	2	2
<b>25</b>	224 7811 40	Lock Washer 8 mm .....	Rondelle-frein 8 mm .....	2	2
<b>26</b>	518 2063 00	Muffler Support .....	Support de silencieux .....	1	1
<b>27</b>	518 3104 00	Air Silencer Support .....	Support-silencieux d'admission .....	1	1
<b>28</b>	518 3102 06	Bracket-Fuel Valve .....	Support-valve essence .....	1	1
<b>29</b>	518 2078 00	Protector .....	Protecteur .....	1	1



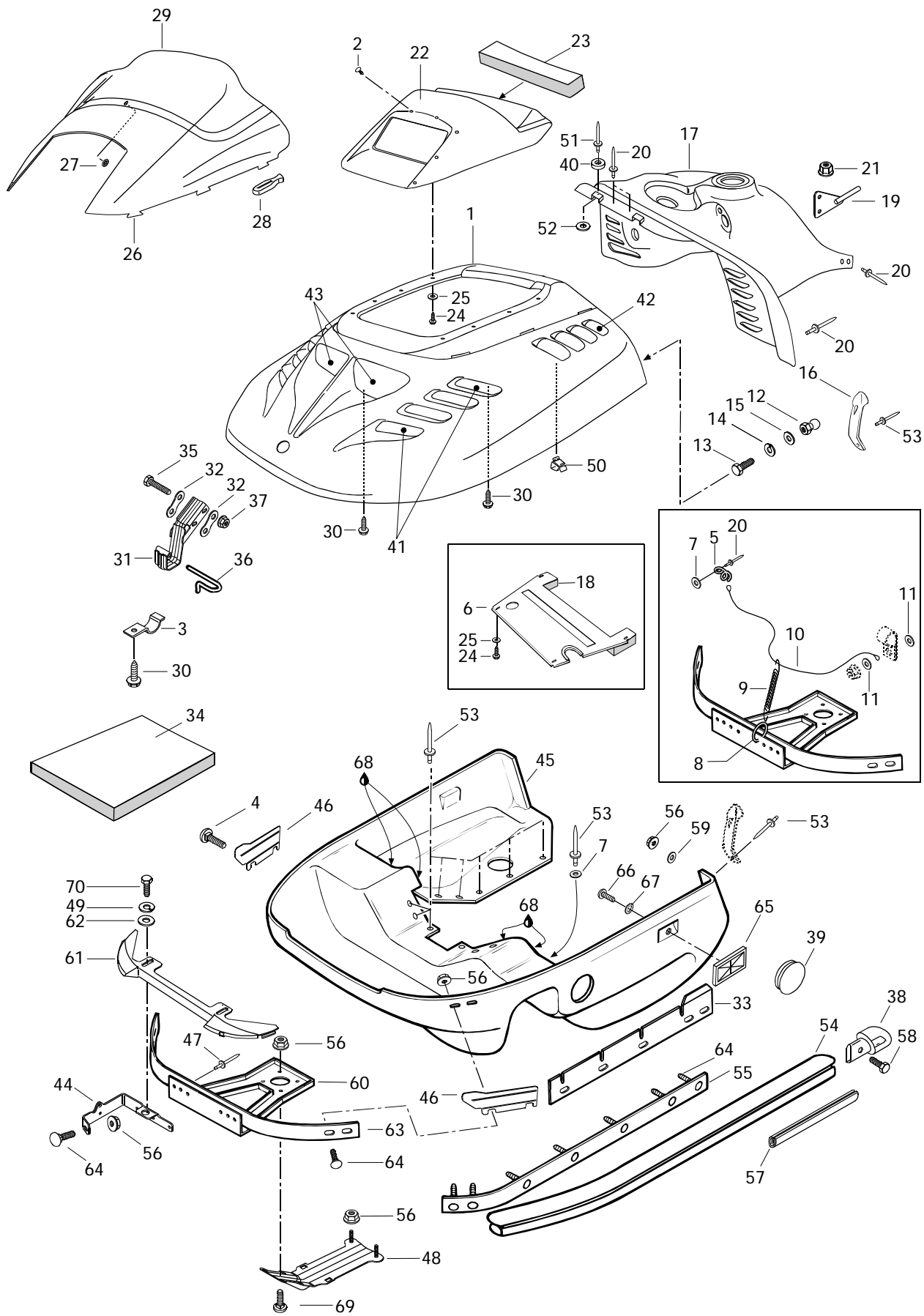


## Frame and Accessories Châssis et accessoires

FORMULA

III	III - L T
-----	--------------------

<b>30</b>	517 2520 00	Bracket-Outer .....	Attache extérieure .....	1	1
<b>31</b>	518 3139 00	Bracket-Inner .....	Attache intérieure .....	1	1
<b>32</b>	390 4023 00	Rivet .....	Rivet .....	1	1
<b>N 33</b>	518 3167 09	R.H. Reinf. Plate .....	Plaque de renfort DR .....	1	1
<b>N</b>	518 3167 10	L.H. Reinf. Plate .....	Plaque de renfort GA .....	1	1
<b>34</b>	518 3102 08	Seat Bracket .....	Attache de siège .....	1	1
<b>35</b>	414 8594 00	Cap .....	Capuchon .....	1	1
<b>36</b>	228 7510 45	Nut Flanged Elastic M5 .....	Écrou à épaulement élastique M5 .....	2	2
<b>37</b>	518 3047 46	Reinforcement-Footrest .....	Renfort de marche-pied .....	2	2
<b>38</b>	517 2760 00	Rope Guide .....	Guide de corde .....	1	1
<b>39</b>	222 0516 65	Screw Hex. M5 x 16 .....	Vis hex. M5 x 16 .....	2	2



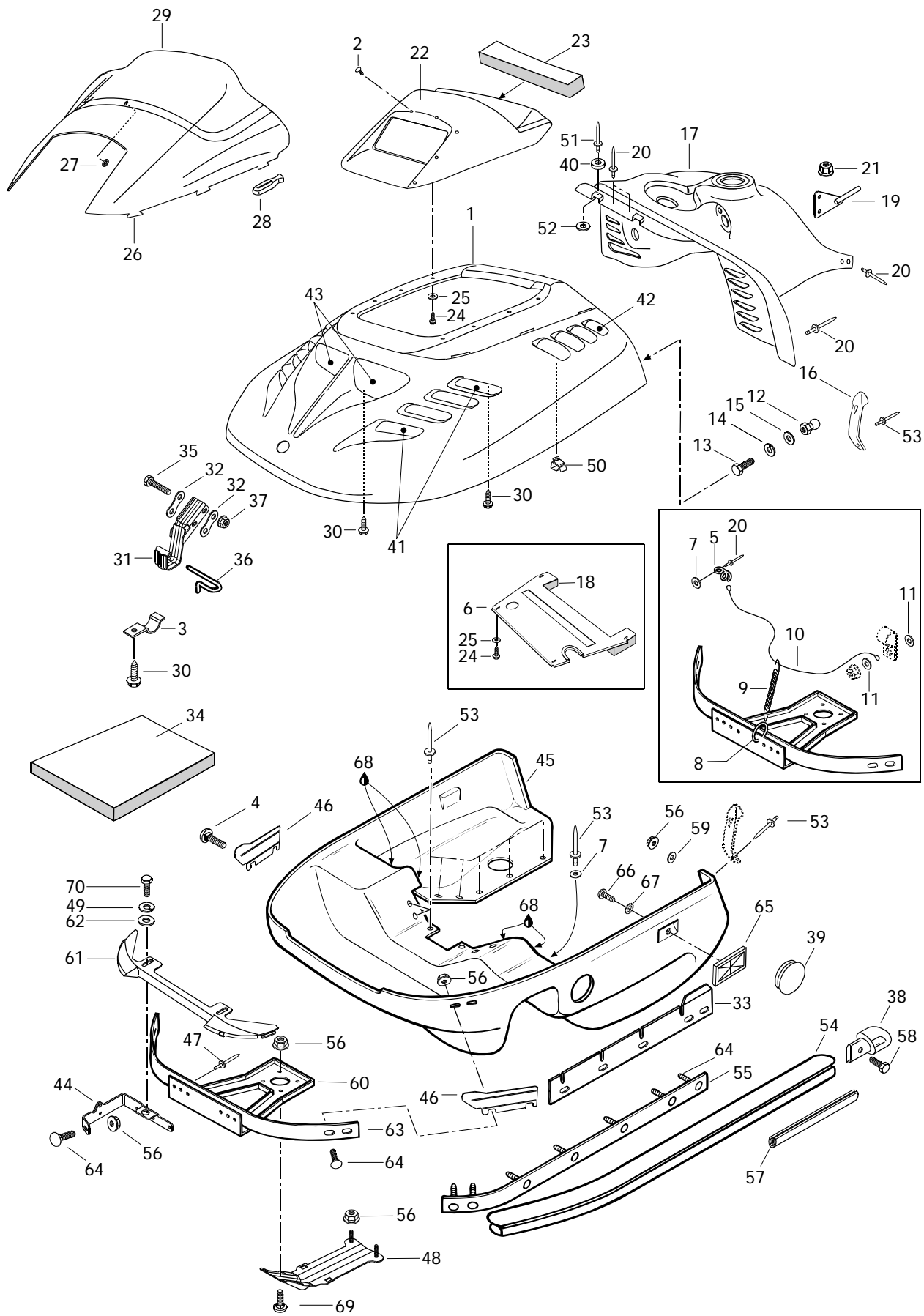




## Cab, Console Capot, console

FORMULA

			III	III - L T
<b>N 1</b>	572 0793 28	Cab (Royal Violet) .....	1	1
<b>2</b>	414 9397 02	Dart-Wind Shield (Royal Violet) .....	8	8
<b>3</b>	517 2744 00	Bracket .....	2	2
<b>4</b>	732 6012 14	Carriage Bolt M6 x 20 .....	1	1
<b>5</b>	517 2628 00	Bracket .....	2	2
<b>6</b>	572 0817 00	Air Deflector .....	1	1
<b>7</b>	517 1243 00	Washer .....	4	4
<b>N 8</b>	415 0583 00	Ring .....	2	2
<b>9</b>	414 7633 00	Spring .....	2	2
<b>10</b>	414 2123 00	Cab Retainer Cable .....	2	2
<b>11</b>	224 0602 01	Washer 6 mm .....	2	2
<b>12</b>	517 2458 00	Button .....	2	2
<b>13</b>	222 0514 65	Hex. Screw M5 x 14 .....	2	2
<b>14</b>	224 7510 90	Lock Washer 5 mm .....	2	2
<b>15</b>	391 3016 00	Washer 5 mm .....	2	2
<b>16</b>	570 0271 00	Hood Latch .....	2	2
<b>17</b>	572 0751 00	Tank Cover .....	1	1
<b>18</b>	415 0262 00	Acoustic Foam .....	1	1
<b>19</b>	517 2607 00	L.H. Bracket Plate .....	1	1
	517 2607 01	R.H. Bracket Plate .....	1	1
<b>20</b>	390 4065 00	Rivet .....	8	8
<b>21</b>	228 7610 45	Elastic Flanged Stop Nut M6 .....	2	2
<b>22</b>	572 0740 00	Dash .....	1	1
<b>23</b>	414 9661 00	Foam .....	1	1
<b>24</b>	365 9014 00	Hex. Tapping Screw #12 .....	6	6
<b>25</b>	224 0612 01	Washer 6 mm .....	6	6
<b>26</b>	572 0434 04	Windshield Support (Royal Violet) .....	1	1
<b>27</b>	732 6100 72	Push Nut .....	9	9
<b>28</b>	570 0238 00	Windshield Latch .....	6	6
<b>29</b>	414 7959 00	Low Windshield .....	1	1
<b>30</b>	732 6012 10	Hex. Tapping Screw #8 x 3/8 .....	10	10
<b>31</b>	517 2735 00	Hinge .....	2	2
<b>32</b>	517 2743 00	Plate .....	4	4

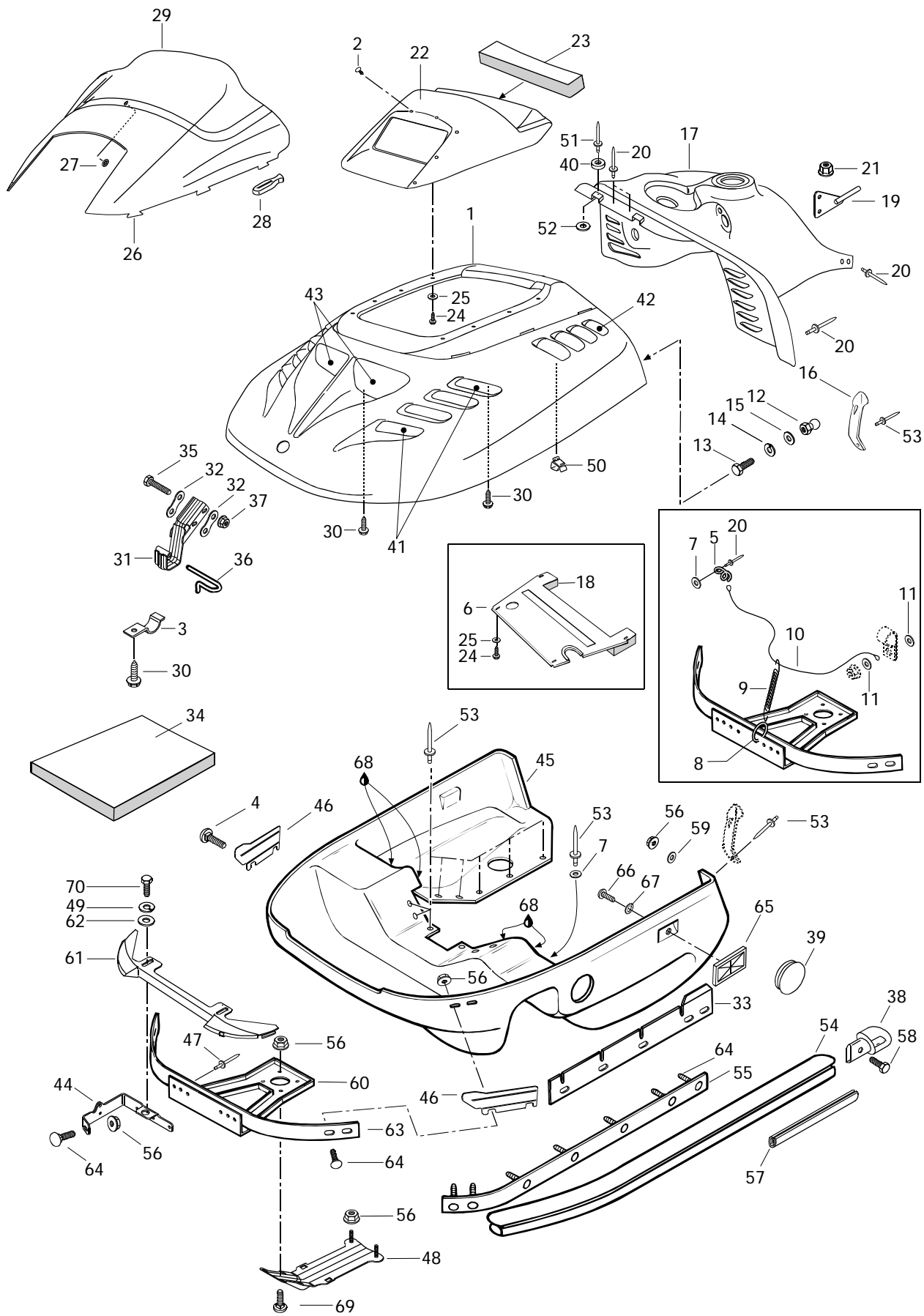




## Cab, Console Capot, console

FORMULA

			III	III - L T
<b>33</b>	517 2795 00	R.H. Cab Guide .....	Guide de capot droit .....	1 1
	517 2796 00	L.H. Cab Guide .....	Guide de capot gauche .....	1 1
<b>34</b>	414 6324 00	Foam-Acoustic (74" x 34" x 1/2" Thk)	Mousse isolante (74" x 34" x 1/2" ép.)	@ @
	414 6319 00	Foam-Acoustic (74" x 34" x 1" Thk) ...	Mousse isolante (74" x 34" x 1" ép.) ..	@ @
<b>35</b>	222 0655 65	Hex. Screw M6 x 55 .....	Vis hex. M6 x 55 .....	4 4
<b>36</b>	414 9398 00	R.H. Pin .....	Goupille DR .....	1 1
	414 9398 02	L.H. Pin .....	Goupille GA .....	1 1
<b>37</b>	228 7610 45	Elastic Flanged Stop Nut M6 .....	Écrou élastique à épaulement M6 .....	4 4
<b>38</b>	572 0367 00	R.H. Cap .....	Capuchon DR .....	1 1
	572 0368 00	L.H. Cap .....	Capuchon GA .....	1 1
<b>39</b>	570 0451 03	Pan Bottom Cap (Royal Violet) .....	Capuchon de coque (violet royale) .....	1 1
<b>40</b>	415 0181 00	Rubber Stopper .....	Butée de caoutchouc .....	4 4
<b>41</b>	517 2762 00	R.H. Front Grill .....	Grille avant DR .....	1 1
	517 2763 00	L.H. Front Grill .....	Grille avant GA .....	1 1
<b>42</b>	517 2843 00	R.H. Rear Grill .....	Grille arrière DR .....	1 1
	517 2832 00	L.H. Rear Grill .....	Grille arrière GA .....	1 1
<b>43</b>	517 2764 00	Central Grill .....	Grille centrale .....	1 1
<b>44</b>	517 2732 00	R.H. Hinge Bracket .....	Attache de charnière DR .....	1 1
	517 2733 00	L.H. Hinge Bracket .....	Attache de charnière GA .....	1 1
<b>45</b>	572 0761 03	Bottom Pan (Royal Violet) .....	Coque (violet royale) .....	1 1
<b>46</b>	517 2790 00	Front Guide R.H. .....	Guide avant DR .....	1 1
	517 2791 00	Front Guide L.H. .....	Guide avant GA .....	1 1
<b>47</b>	390 4020 00	Rivet .....	Rivet .....	6 6
<b>48</b>	506 1230 00	Link Plate .....	Plaque de raccord .....	1 1
<b>49</b>	224 7611 10	Lock Washer 6 mm .....	Rondelle-frein 6 mm .....	2 2
<b>50</b>	414 2273 00	Clip .....	Pince .....	4 4
<b>51</b>	390 4016 00	Rivet .....	Rivet .....	4 4
<b>52</b>	391 3008 00	Washer .....	Rondelle .....	4 4
<b>53</b>	390 9068 00	Rivet .....	Rivet .....	30 30
<b>54</b>	517 2439 02	Front Bumper .....	Pare-chocs avant .....	1 1
<b>55</b>	414 9674 00	Strip Located .....	Bande localisation .....	2 2
<b>56</b>	228 7610 45	Elastic Flanged Stop Nut M6 .....	Écrou élastique à épaulement M6 .....	@ @
<b>57</b>	414 9658 00	Bumper Moulding (Viper Red) .....	Moulure de pare-choc (rouge vipère) ..	@ @
<b>58</b>	732 6011 48	Cap Screw .....	Vis de capuchon .....	2 2
<b>59</b>	224 0602 01	Washer .....	Rondelle .....	3 3
<b>60</b>	517 2712 00	Front Reinforcement .....	Renfort avant .....	1 1

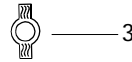
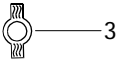
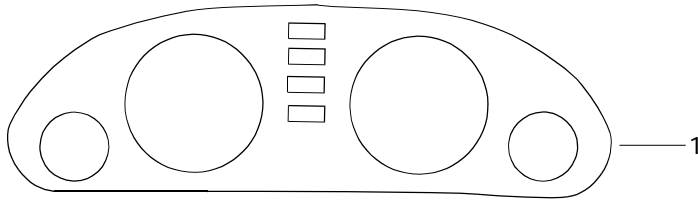




## Cab, Console Capot, console

FORMULA

			III	III - L T
<b>61</b>	572 0591 00	Front Moulding .....	Enjoliveur avant .....	1 1
<b>62</b>	224 0612 01	Washer 6 mm .....	Rondelle 6 mm .....	2 2
<b>63</b>	517 2747 00	Hinge Bracket .....	Attache charnière .....	1 1
<b>64</b>	222 2625 65	Carriage Bolt M6 x 25.....	Vis de carrosserie M6 x 25.....	15 15
<b>65</b>	414 5102 00	Amber Reflector.....	Réflecteur ambre .....	2 2
<b>66</b>	222 8510 65	Phillips Screw M5 x 10 .....	Vis cruciforme M5 x 10 .....	2 2
<b>67</b>	224 1511 01	External Tooth Lock Washer 5 mm ....	Rondelle-frein à dents ext. 5 mm .....	2 2
<b>68</b>	293 5300 11	Sealant Black Sikaflex #221, 350 ml .....	Enduit étanche noir Sikaflex #221, 350 ml .	@ @
<b>69</b>	222 2620 65	Carriage Bolt M6 x 20.....	Vis de carrosserie M6 x 20.....	4 4
<b>70</b>	222 0616 65	Hex. Screw M6 x 16 .....	Vis hex. M6 x 16 .....	2 2



2



5

**ROTAX**  
**600**  
*Triple*

7

*ski doo*

12

*LT*

11

13



19



18

6



17

*RAVE*



CHROME MOLY

15



8

14



9



10



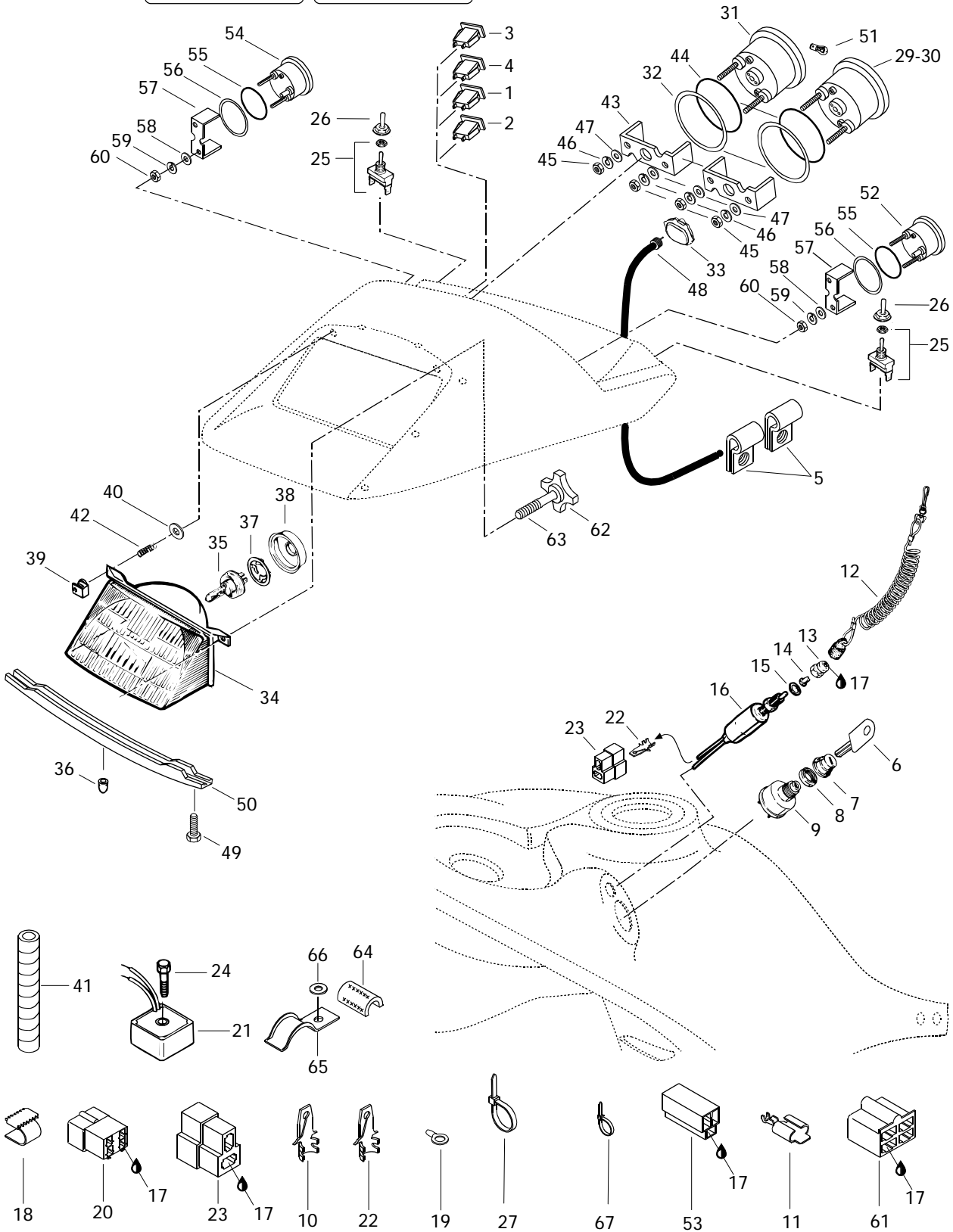
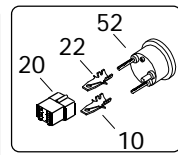
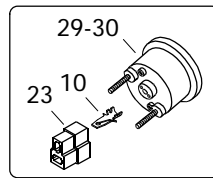
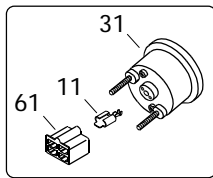
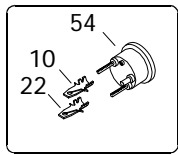
## Decal Décalcomanie

FORMULA


			III	III - L T
<b>N 1</b>	418 0008 11	Dash Decal .....	Décalque du tableau de bord .....	1 1
<b>2</b>	414 8712 00	Instruction Decal .....	Décalque d'instruction .....	1 1
<b>3</b>	414 8272 00	Switch Decal .....	Décalque d'interrupteur .....	2 2
<b>N 4</b>	415 0597 00	<b>Decal Kit (Not Shown) .....</b> (Incl.1, 2, 3, 5, 6, 7, 10, 11, 16, 17) .....	<b>Ens. de décalques (non-illustré) ...</b> (incl.1, 2, 3, 5, 6, 7, 10, 11, 16, 17) .....	1 -
<b>N</b>	415 0601 00	<b>Decal Kit (Not Shown) .....</b> (Incl.1,2,3,5,6,7,10,11,16,17,18,19,20)	<b>Ens. de décalques (non-illustré) ...</b> (incl.1,2,3,5,6,7,10,11,16,17,18,19,20)	- 1
<b>N 5</b>	418 0001 18	«ROTAX 700 triple» Decal .....	Décalque «ROTAX 700 triple» .....	2 2
<b>N 6</b>	418 0010 06	Stripe Decal .....	Décalque décoratif .....	2 -
<b>N</b>	418 0010 07	Stripe Decal .....	Décalque décoratif .....	- 2
<b>N 7</b>	418 0000 00	«Ski-Doo» Decal .....	Décalque «Ski-Doo» .....	1 1
<b>8</b>	414 8714 00	«HPG» Decal (Frt. , Rr.).....	Décalque «HPG» (Av. , arr.) .....	4 4
<b>N 9</b>	415 0595 00	«DSA» Decal Kit.....	Ens. de décalques «DSA» .....	1 1
<b>N 10</b>	415 0594 00	Side Decal Kit (Cab).....	Ens. de décalques latéraux (capot) .....	1 1
<b>N 11</b>	415 0257 00	Stripe .....	Bande décorative .....	2 2
<b>N 12</b>	418 0011 00	«LT» Decal .....	Décalque «LT» .....	- 2
<b>N 13</b>	415 0378 00	«BOMBARDIER» Logo .....	Logo «BOMBARDIER».....	1 1
<b>N 14</b>	415 0596 00	Frame Forming Decal Kit .....	Ens. de décalques de tunnel .....	1 -
<b>N</b>	415 0600 00	Frame Forming Decal Kit .....	Ens. de décalques de tunnel .....	- 1
<b>15</b>	414 9101 00	«CR MO» Decal .....	Décalque «CR MO» .....	2 2
<b>16</b>	414 9373 10	Reflector Decal Kit.....	Ens. de décalques réflecteurs .....	1 1
<b>N 17</b>	418 0009 02	«R.A.V.E.»Decal .....	Décalque «R.A.V.E.» .....	2 2
<b>18</b>	414 9755 00	Warning Label .....	Étiquette d'avertissement .....	- 1
<b>19</b>	414 9756 00	Warning Label .....	Étiquette d'avertissement .....	- 1

All labels must be ordered and installed when replacing cab.

Tous les autocollants doivent être commandés et installés lorsqu'un capot est remplacé.



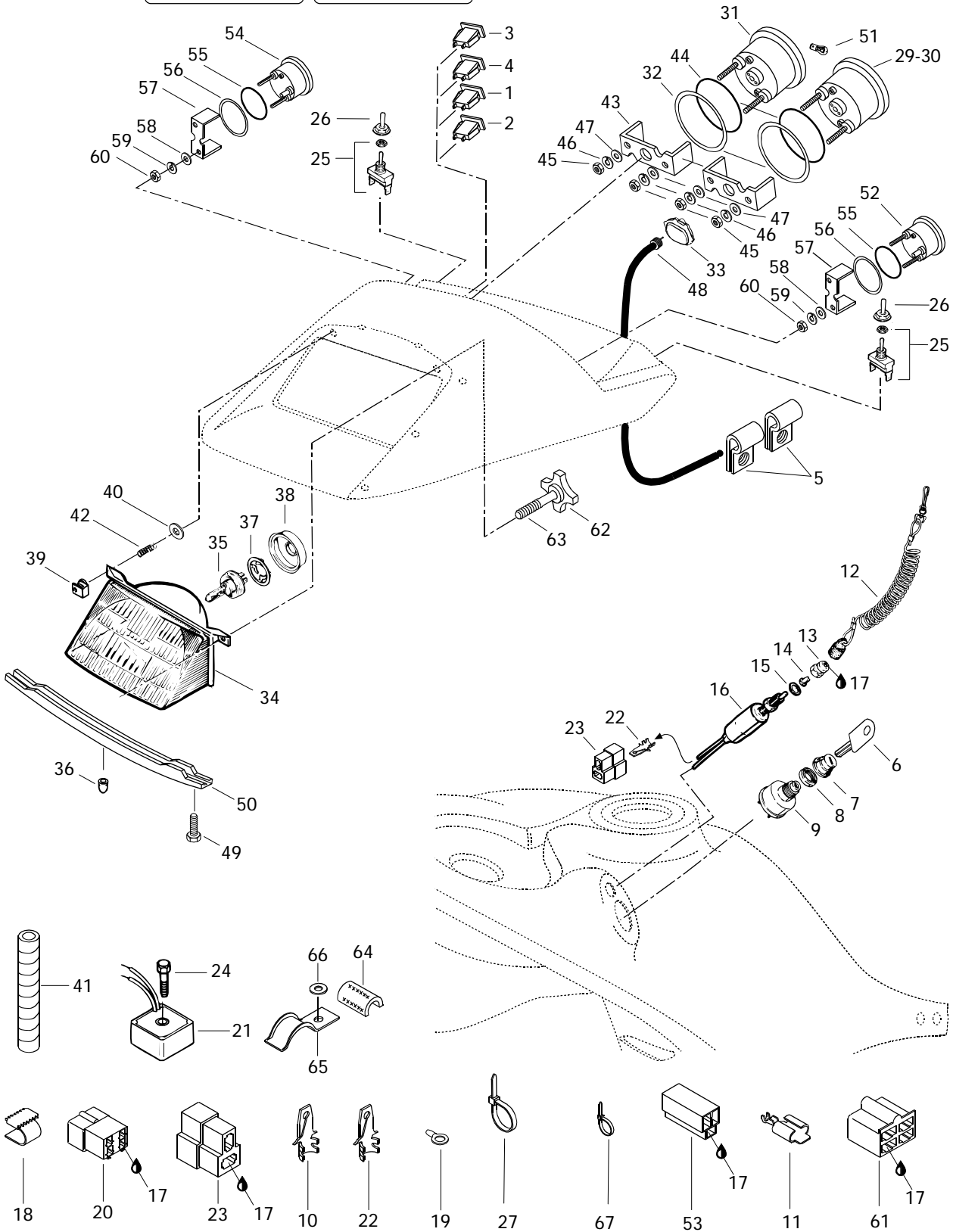
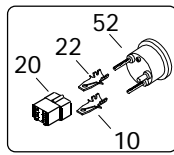
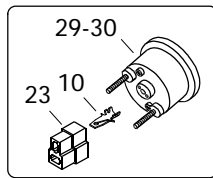
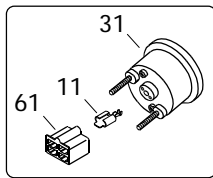
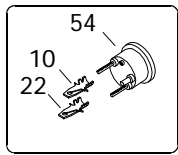





# Electrical System Système électrique

FORMULA

			III	III - L T
1	410 1093 00	Pilot Lamp (Heating Grip).....	Lampe témoin (poignée chauffante) ...	1 1
2	410 1094 00	Pilot Lamp (Heating Thumb) .....	Lampe témoin (pouce chauffant) .....	1 1
3	410 1095 00	Pilot Lamp (Oil Level) .....	Lampe témoin (niveau d'huile) .....	1 1
4	410 1096 00	Pilot Lamp (Headlamp).....	Lampe témoin (feu de route) .....	1 1
5	414 1760 00	Clip .....	Pince .....	2 2
6	414 9917 00	Blank Key .....	Clé vierge .....	1 1
7	570 0137 00	Boot .....	Protecteur .....	1 1
8	410 1078 00	Face Nut .....	Écrou avant .....	1 1
N 9	410 1113 00	Ignition Switch .....	Interrupteur d'allumage.....	1 1
10	409 2061 00	Tab Connector .....	Raccord mâle .....	@ @
11	561 5032 00	Female Receptacle .....	Logement de raccord femelle.....	@ @
12	515 1515 00	Switch Cap .....	Capuchon .....	1 1
13	515 1459 00	Switch Nut .....	Écrou borgne .....	1 1
14	570 1511 00	Plunger Cap .....	Capuchon plongeur .....	1 1
15	391 3025 00	Washer .....	Rondelle .....	1 1
16	410 1067 00	Switch Brake .....	Interrupteur de frein .....	1 1
17	413 7017 00	Grease Dielectric, 3 oz.....	Graisse diélectrique, 3oz .....	@ @
18	409 2056 00	Clip .....	Clip .....	@ @
19	409 0032 00	Barrel-Open .....	Cosse à anneau .....	@ @
20	409 2093 00	Tab Connector Housing .....	Logement de raccord mâle .....	@ @
N 21	515 1638 00	Regulator Rectifier .....	Régulateur redresseur .....	1 1
22	561 5034 00	Tab Connector .....	Raccord mâle .....	@ @
23	409 2045 00	Male Connector .....	Connecteur mâle .....	@ @
24	732 6000 16	Hex. Screw M6 x 35 .....	Vis hex. M6 x 35 .....	1 1
25	410 1073 00	Switch .....	Interrupteur .....	2 2
26	570 0139 00	Switch cover .....	Couvre interrupteur .....	2 2
27	414 1152 00	Tie Rap .....	Attache .....	@ @
28	410 9110 00	Resistance (30 ohms, 10W, Not Shown)	Résistance (30 ohms,10W, non illustré) ..	1 1
N 29	415 0340 00	Speedometer (KM/H).....	Indicateur de vitesse (KM/H) .....	1 1
N 30	415 0341 00	Speedometer (MPH) .....	Indicateur de vitesse (M/H).....	@ @
N 31	415 0342 00	Tachometer .....	Compte-tours .....	1 1
32	517 2585 00	Washer .....	Rondelle .....	2 2
33	572 0223 00	Drive Angle .....	Correcteur de vitesse .....	1 1
34-38	410 6088 00	<b>Halogen Headlamp Ass'y .....</b>	<b>Phare halogène ass. ....</b>	1 1
34	410 6089 00	Headlamp.....	Phare .....	1 1
35	410 5037 00	Halogen Bulb 60/55 W .....	Ampoule halogène 60/55 W .....	1 1
36	410 6082 00	Rubber Stopper .....	Butée de caoutchouc .....	1 1
37	410 6083 00	Bulb Holder .....	Porte-ampoule .....	1 1
38	410 6071 00	Protector Cap .....	Capuchon protecteur .....	1 1





# Electrical System Système électrique

FORMULA

III	III - L T
-----	--------------------

<b>39</b>	572 0786 00	Projector Nut .....	Écrou de phare .....	2	2
<b>40</b>	517 2259 00	Washer .....	Rondelle .....	2	2
<b>41</b>	414 6124 00	Tubing .....	Gaine .....	@	@
<b>42</b>	517 1660 00	Spring .....	Ressort .....	2	2
<b>43</b>	414 8065 00	Case Holder .....	Support de boîtier .....	2	2
<b>44</b>	414 8071 00	O-Ring .....	Joint torique .....	2	2
<b>45</b>	414 8069 00	Nut .....	Écrou .....	4	4
<b>46</b>	414 8067 00	Lock Washer .....	Rondelle-frein .....	4	4
<b>47</b>	414 8068 00	Washer .....	Rondelle .....	4	4
<b>48</b>	414 7614 00	Speedometer Cable .....	Câble de l'indicateur de vitesse .....	1	1
<b>49</b>	365 9011 00	Self Tapping Screw .....	Vis autotaraudeuse .....	2	2
<b>50</b>	517 2493 00	Headlamp Support .....	Support de phare .....	1	1
<b>51</b>	410 5042 00	Instrumentation Bulb .....	Ampoule de cadran .....	@	@
<b>N 52</b>	415 0428 00	Temperature Gauge .....	Indicateur de température .....	1	1
<b>53</b>	409 2043 00	Female Receptacle .....	Logement de raccord femelle .....	@	@
<b>N 54</b>	415 0429 00	Fuel Gauge .....	Indicateur de niveau d'essence .....	1	1
<b>55</b>	414 8072 00	O-Ring .....	Joint torique .....	2	2
<b>56</b>	517 2586 00	Washer .....	Rondelle formé .....	2	2
<b>57</b>	414 8066 00	Case Holder .....	Support de boîtier .....	2	2
<b>58</b>	391 3017 00	Washer .....	Rondelle .....	4	4
<b>59</b>	414 8337 00	Lock Washer .....	Rondelle-frein .....	4	4
<b>60</b>	414 8336 00	Nut .....	Écrou .....	4	4
<b>61</b>	409 2049 00	Female Housing .....	Raccord Femelle .....	@	@
<b>N 62-63</b>	415 0061 00	<b>Adjustment Screw Ass'y .....</b>	<b>Vis d'ajustement ass. ....</b>	2	2
<b>63</b>	732 6030 04	Hex. Screw M4 x 40 .....	Vis hex. M4 x 40 .....	2	2
<b>64</b>	414 8930 00	Reflective Sheet .....	Feuille de réflexion .....	1	1
<b>65</b>	517 2744 00	Bracket .....	Attache .....	2	2
<b>66</b>	517 1243 00	Washer .....	Rondelle .....	1	1
<b>67</b>	748 0010 01	Tie Rap .....	Attache .....	1	1