


# ski-doo®

1997

CATALOGUE DE PIÈCES PARTS CATALOG



MX Z 440 LC  
MX Z x 440 LC

4 8 0 1 4 3 0 0 0

# PARTS CATALOG CATALOGUE DE PIÈCES

## 1997

### MX Z 440 LC MX Z x 440 LC

**◆ WARNING : For user safety, Rotax engines designed for snowmobiles must not be used to power products other than Ski-Doo snowmobiles.**

Bombardier Inc. and its subsidiaries denies any responsibility for any usage other than the one prescribed.

Dealers that do not follow this practice may be financially liable should injury occur.

Bombardier Inc. reserves the right at any time to discontinue or change specifications, designs, features, models or equipment without incurring obligation.

**◆ AVERTISSEMENT : Pour la sécurité des utilisateurs, les moteurs Rotax conçus pour les motoneiges ne doivent pas être utilisés pour des fins autres que de faire fonctionner les motoneiges Ski-Doo.**

Bombardier Inc. et ses filiales se dégage de toute responsabilité pouvant découler des utilisations autres que celle prescrite.

Les concessionnaires qui ne se conforment pas à cet avis peuvent être tenus responsables financièrement advenant des blessures.

Bombardier Inc. se réserve le droit d'effectuer des changements dans le dessin et les caractéristiques de ses véhicules et / ou d'y effectuer des apports ou des améliorations, cela sans s'engager d'aucune façon à effectuer lesdites opérations sur les véhicules déjà fabriqués.

# PARTS CATALOG

The illustrations figuring in this parts catalog show typical construction of the different assemblies and, in all cases, may not reproduce the full detail or exact shape of the parts shown. However, they represent parts which have the same or similar function.

## SYMBOLS USED IN THIS CATALOG

- @ - In «Quantity» column means «Use as Required».
- Opt - In «Quantity» column means «Optional».
- N** - In «Numerical» column means «New Parts».
- H.T. - Used with «Adhesive» or «Threadlocker» means those products resist High Temperature.
- A bold description indicates several parts.

Ski-Doo Model  
Modèle Ski-Doo

Vehicle Codification  
Code du véhicule  
Can/U.S./Eur

Rotax Engine Type  
Type de moteur Rotax

Carburetor(s)  
Carburateur(s)  
PTO / MAG

**MX Z 440 LC**  
**MX Z x 440 LC**

**1168 / 1169 / 1170**  
**1114 / 1115 / 1116**

**«454» (400 4080 00)**  
**«454»(400 4086 00)**

**403 1307 00 / 403 1308 00**  
**403 1333 00 / 403 1334 00**



## CATALOGUE DE PIÈCES

Les illustrations contenues dans ce catalogue indiquent la disposition des pièces les unes par rapport aux autres. Il est donc possible qu'elles ne rendent pas compte de la forme exacte de ces pièces ainsi que de leurs détails de fabrication. Ces illustrations ont pour but d'identifier des pièces qui remplissent la même fonction ou une fonction identique.

## SYMBOLES UTILISÉS DANS CE CATALOGUE

- @ - Dans la colonne «Quantité» signifie «Au besoin».
- Opt - Dans la colonne «Quantité» signifie «En option».
- N** - Dans la colonne «Numérique» signifie «Nouvelle pièce».
- Une description en caractère gras signifie qu'il y a plus d'une pièce.

# TABLE OF CONTENTS



## Engine and Components A5 ⇨ B2

- Crankcase (A5, A6)
- Crankshaft, Pistons (A7, A8)
- Cylinder, Exhaust Manifold (A8, A9)
- Magneto 12v 220w (A10, A11)
- Rewind Starter (A12)
- Engine Support and Muffler (B1, B2)



## Cooling System B3, B4

- Cooling System *MX Z 440 LC* (B3)
- Cooling System *MX Z x 440 LC* (B4)



## Oil Injection System B5, B6

- Rotary Valve Cover (B5)
- Oil Pump (B5)
- Intake Silencer Plate (B5)
- Oil Tank and support *MX Z 440 LC* (B6)
- Oil Line *MX Z 440 LC* (B6)



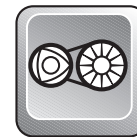
## Fuel System B7 ⇨ B11

- Fuel Tank (B7⇨B9)
- Fuel Lines, Filters (B7⇨B9)
- Air Silencer (B7⇨B9)
- Fuel Pump (B7⇨B9)
- Carburetors (B10⇨ B11)



## Chaincase B12, C1

- Chaincase (B12, C1)



## Pulleys C2 ⇨ C5

- Drive Pulley and Belt (C2, C3)
- Driven Pulley (C4, C5)
- Countershaft, Brake Disk (C4, C5)



## Brake and Belt Guard C6, C7

- Hydraulic Brake Handle and Hose (C6, C7)
- Hydraulic Brake Housing and Pads (C6, C7)
- Belt Guard (C6, C7)
- Dimmer Switch (C6, C7)



## Steering and Front Suspension C8 ⇨ D4

- Steering System (C8, C9)  
*MX Z 440 LC*
- Steering System (C10, C11)  
*MX Z x 440 LC*
- Front Suspension / Ski (C12, D1)  
*MX Z 440 LC*
- Front Suspension / Ski (D2⇨D4)  
*MX Z x 440 LC*



## Track and Rear Suspension D5 ⇨ D12

- Drive Axle (D5)
- Track and Sprockets (D5)
- Speedometer Cable Protector (D5)
- Rear Suspension, Runner (D6, D7)
- Front Arm-Rear Suspension (D8, D9)
- Rear Arm-Rear Suspension (D10, D11)
- Rear Suspension Quick Adjustement (D12)



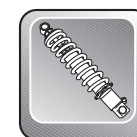
## Frame and Body E1 ⇨ E7

- Seat and Taillamp Housing (E1, E2)
- Rear Bumper, Mouldings (E1, E2)
- Snow Guard (E1, E2)
- Front Member and Frame (E3, E4)
- Bottom Pan, Front Bumpers (E5, E6)
- Cab and Windshield (E5, E6)
- Cab Hinges and Latches (E5, E6)
- Decals (E7)



## Electrical System E8, E9

- Pilot Lamps (E8, E9)
- Ignition Switch (E8, E9)
- Regulator (E8, E9)
- Electrical Terminals (E8, E9)
- Headlamp Ass'y and Brackets (E8, E9)
- Speedometer, Tachometer (E8, E9)



## Take Apart Shocks E10, E11

- Take Apart Shocks (E10, E11)

# TABLE DES MATIÈRES



## Moteur et composants A5 ⇨ B2

- Carter (A5, A6)
- Vilbrequin, pistons (A7, A8)
- Cylindre, collecteur d'échappement (A8, A9)
- Magnéto 12v 220w (A10, A11)
- Démarreur à rappel (A12)
- Support moteur et silencieux (B1, B2)



## Système de refroidissement B3, B4

- Système de refroidissement (B3)  
*MX Z 440 LC*
- Système de refroidissement (B4)  
*MX Z x 440 LC*



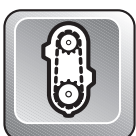
## Système d'injection d'huile B5, B6

- Couvercle-valve rotative (B5)
- Pompe à huile (B5)
- Plaque/silencieux d'admission (B5)
- Réservoir d'huile et support (B6)  
*MX Z 440 LC*
- Conduits d'huile (B6)  
*MX Z 440 LC*




## Système d'alimentation B7 ⇨ B11

- Réservoir à essence (B7⇨B9)
- Conduits, Filtres (B7⇨B9)
- Silencieux d'admission (B7⇨B9)
- Pompe à essence (B7⇨B9)
- Carburateurs (B10, B11)



## Carter de chaîne B12, C1

- Carter de chaîne (B12, C1)



## Poulies C2 ⇨ C5

- Poulie motrice (C2, C3)
- Courroie d'entraînement (C2, C3)
- Poulie menée (C4, C5)
- Arbre de renvoi, disque de frein (C4, C5)



## Frein et garde-courroie C6, C7

- Manette de frein hydraulique (C6, C7)
- Étrier de frein hydraulique (C6, C7)
- Plaquette de frein hydraulique (C6, C7)
- Garde-courroie (C6, C7)
- Commutateur d'éclairage (C6, C7)



## Direction et Suspension avant C8 ⇨ D4

- Système de direction (C8, C9)  
*MX Z 440 LC*
- Système de direction (C10, C11)  
*MX Z x 440 LC*
- Suspension avant et ski (C12, D1)  
*MX Z 440 LC*
- Suspension avant et ski (D2⇨D4)  
*MX Z x 440 LC*



## Chenille et suspension arrière D5 ⇨ D12

- Essieu moteur (D5)
- Chenille et barbotins (D5)
- Protecteur de câble (D5)
- Suspension arrière, rail (D6, D7)
- Bras avant-suspension arrière (D8, D9)
- Bras arrière-suspension arrière (D10, D11)
- Ajustement rapide-suspension arrière (D12)



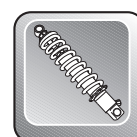
## Châssis et carrosserie E1 ⇨ E7

- Siège et boîtier du feu arrière (E1, E2)
- Pare-chocs arrière et enjoliveurs (E1, E2)
- Garde-neige (E1, E2)
- Cadre avant et châssis (E3, E4)
- Coque et pare-chocs avant (E5, E6)
- Capot et pare-brise (E5, E6)
- Charnières et attaches de capot (E5, E6)
- Decalcomanie (E7)



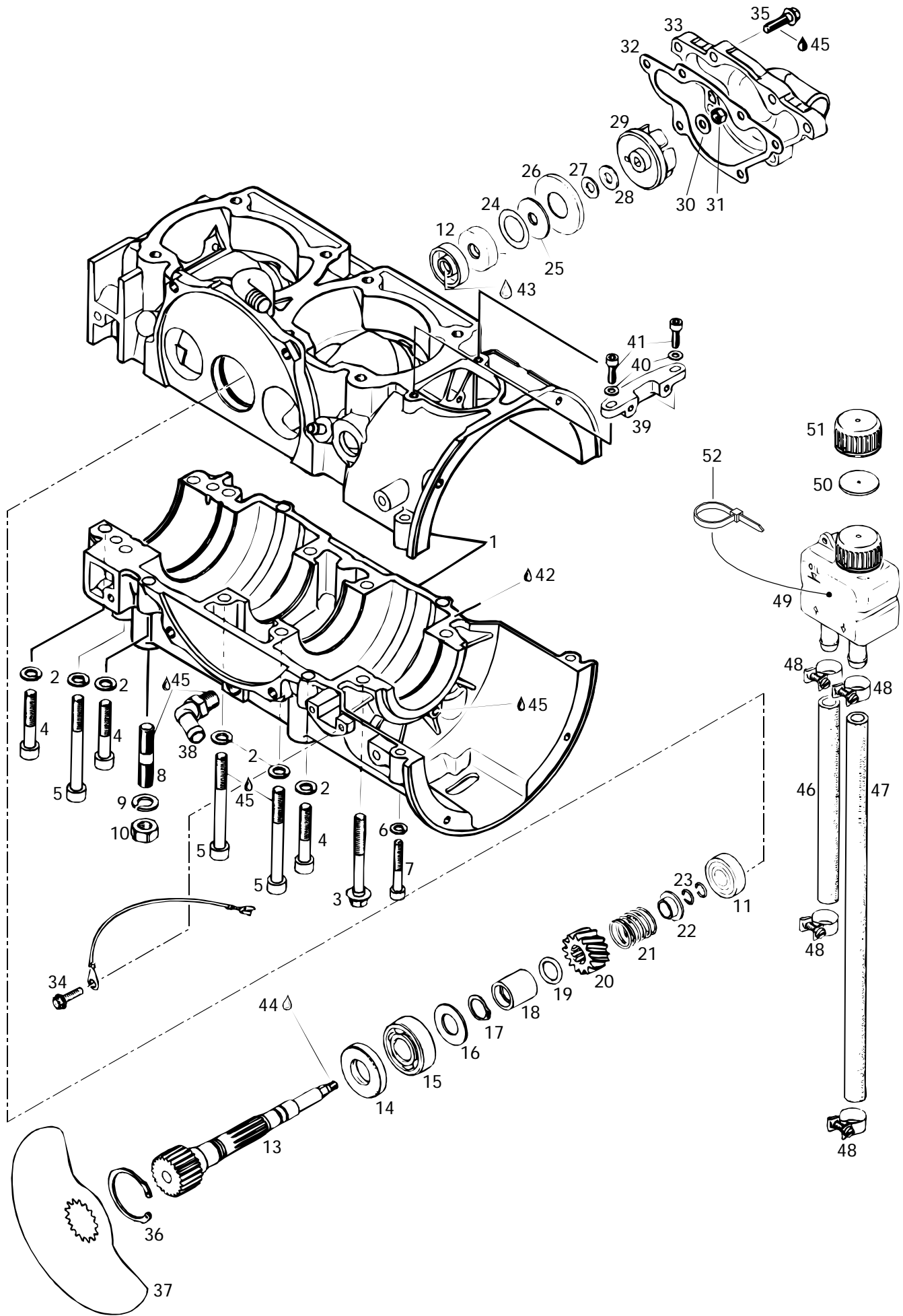
## Système électrique E8, E9

- Lampes témoin (E8, E9)
- Interrupteur d'allumage (E8, E9)
- Régulateur de tension (E8, E9)
- Raccords électriques (E8, E9)
- Phare avant et supports (E8, E9)
- Indicateur de vitesse (E8, E9)
- Compte-tours (E8, E9)



## Amortisseurs démontables E10, E11

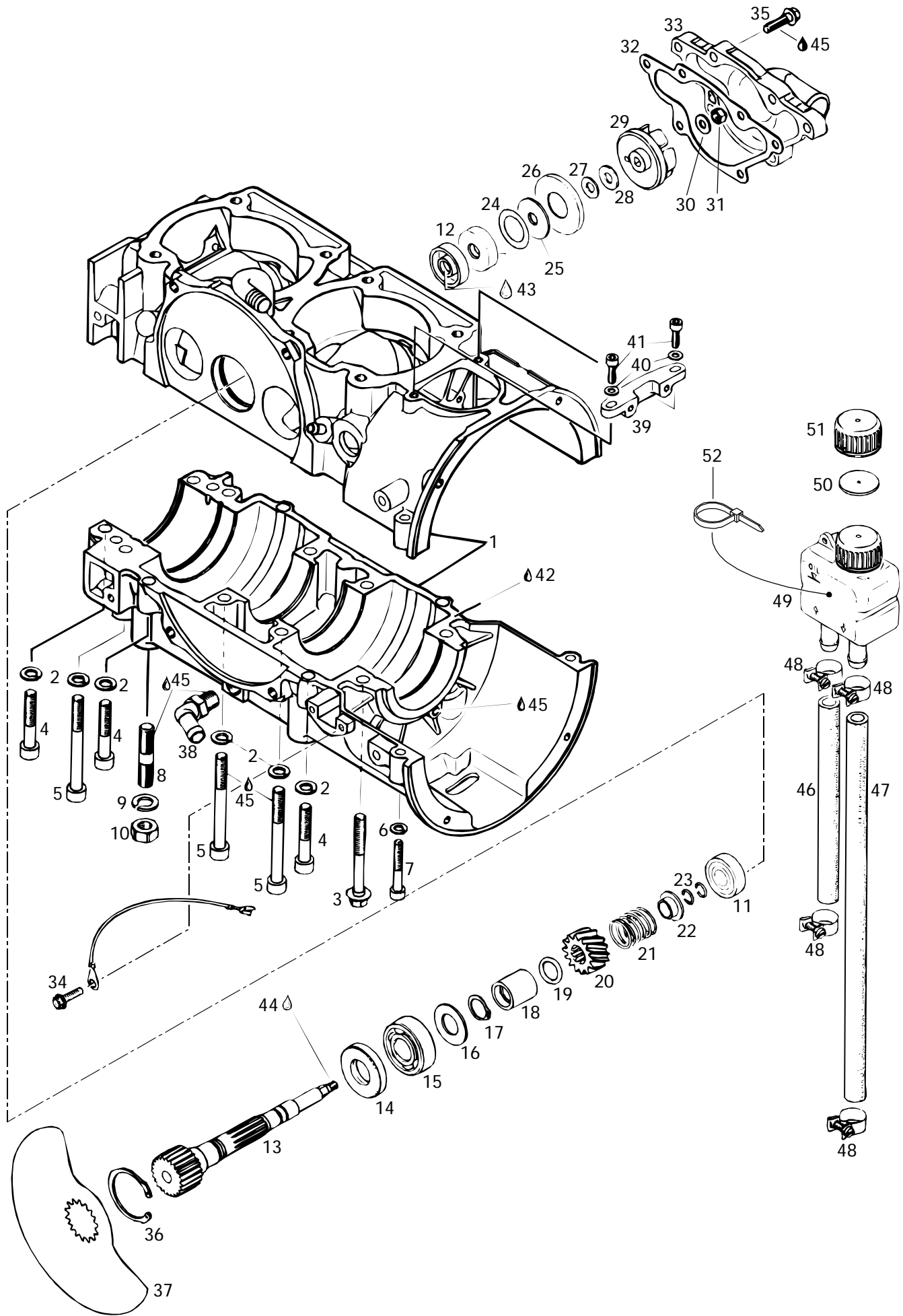
- Amortisseurs démontables (E10, E11)





## Crankcase, Rotary Valve, Water Pump Carter, valve rotative, pompe à eau

			MX Z 440 LC	MX Z x 440 LC
<b>N 1-7</b>	420 8874 91	<b>Crankcase Ass'y</b> .....	<b>Carter ass.</b> .....	1 1
<b>2</b>	420 9457 52	Lock Washer 8 mm .....	Rondelle-frein 8 mm .....	12 12
<b>3</b>	420 8413 06	Hex. Screw M8 x 65 .....	Vis hex. M8 x 65 .....	2 2
<b>4</b>	420 8415 61	Allen Screw M8 x 45 .....	Vis Allen M8 x 45 .....	6 6
<b>5</b>	420 8418 31	Allen Screw M8 x 75 .....	Vis Allen M8 x 75 .....	6 6
<b>6</b>	420 9457 51	Lock Washer 6 mm .....	Rondelle-frein 6 mm .....	2 2
<b>7</b>	420 2418 16	Allen Screw M6 x 40 .....	Vis Allen M6 x 40 .....	2 2
<b>8</b>	420 9416 46	Stud M10 .....	Goujon M10 .....	3 3
<b>9</b>	420 9457 53	Lock Washer 10 mm .....	Rondelle-frein 10 mm .....	3 3
<b>10</b>	228 0010 45	Hex. Nut M10 .....	Écrou hex. M10 .....	3 3
<b>11</b>	420 9327 97	Ball Bearing 6201 .....	Roulement à billes 6201 .....	1 1
<b>12</b>	420 8507 10	Oil Seal .....	Joint d'étanchéité d'huile .....	2 2
<b>13</b>	420 8372 42	Rotary Valve Shaft .....	Arbre de valve rotative .....	1 1
<b>14</b>	420 9305 80	Oil Seal .....	Anneau d'étanchéité d'huile .....	1 1
<b>15</b>	405 4064 00	Ball Bearing 6203 .....	Roulement à billes 6203 .....	1 1
<b>16</b>	420 2274 39	Shim .....	Cale .....	1 1
<b>17</b>	420 8454 50	Circlip .....	Circlip .....	1 1
<b>18</b>	420 8472 82	Spacer .....	Entretoise .....	1 1
<b>19</b>	420 8315 00	O-Ring .....	Joint torique .....	1 1
<b>20</b>	420 9357 35	Rotary Valve Gear 14 Teeth .....	Roue d'engrenage à 14 dents .....	1 1
<b>21</b>	420 9388 10	Spring .....	Ressort .....	1 1
<b>22</b>	420 8274 30	Spring Holding Cup .....	Siège de ressort .....	1 1
<b>23</b>	420 8451 60	Circlip .....	Circlip .....	2 2
<b>24</b>	420 9444 62	Shim .....	Cale .....	1 1
<b>25</b>	420 8508 90	Rubber Washer .....	Rondelle de caoutchouc .....	1 1
<b>26</b>	420 8279 70	Supporting Plate .....	Plaque d'appui .....	1 1
<b>27</b>	420 2279 45	Washer .....	Rondelle .....	1 1
<b>28</b>	420 2271 55	Friction Washer .....	Rondelle de friction .....	1 1
<b>29</b>	420 9220 36	Water Pump Impeller .....	Turbine de pompe à eau .....	1 1
<b>30</b>	224 0611 21	Washer 6.4 mm .....	Rondelle 6.4 mm .....	1 1
<b>31</b>	420 8420 42	Nut M6 .....	Écrou M6 .....	1 1
<b>N 32</b>	420 9313 55	Gasket .....	Joint d'étanchéité .....	1 1
<b>N 33</b>	420 9225 51	Water Pump Housing .....	Carter de pompe à eau .....	1 1
<b>34</b>	732 6000 27	Screw M5 x 10 .....	Vis M5 x 10 .....	— 1
<b>N 35</b>	420 2400 31	Hex. Screw M6 x 25 .....	Vis hex. M6 x 25 .....	6 6
<b>36</b>	420 8452 60	Locking Ring .....	Bague d'arrêt .....	1 1
<b>37</b>	420 9245 02	Rotary Valve (159°) .....	Valve rotative (159°) .....	1 1

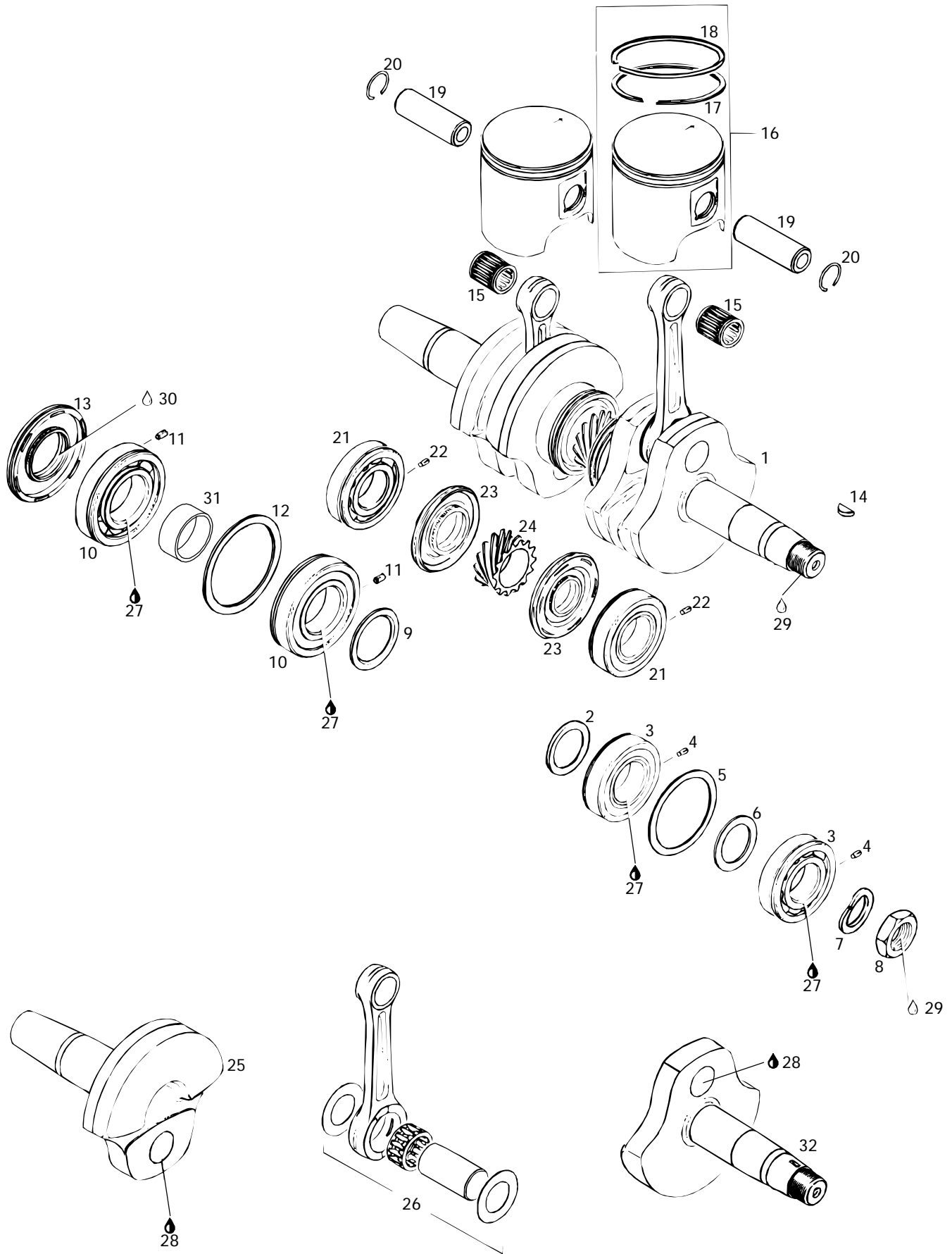






## Crankcase, Rotary Valve, Water Pump Carter, valve rotative, pompe à eau

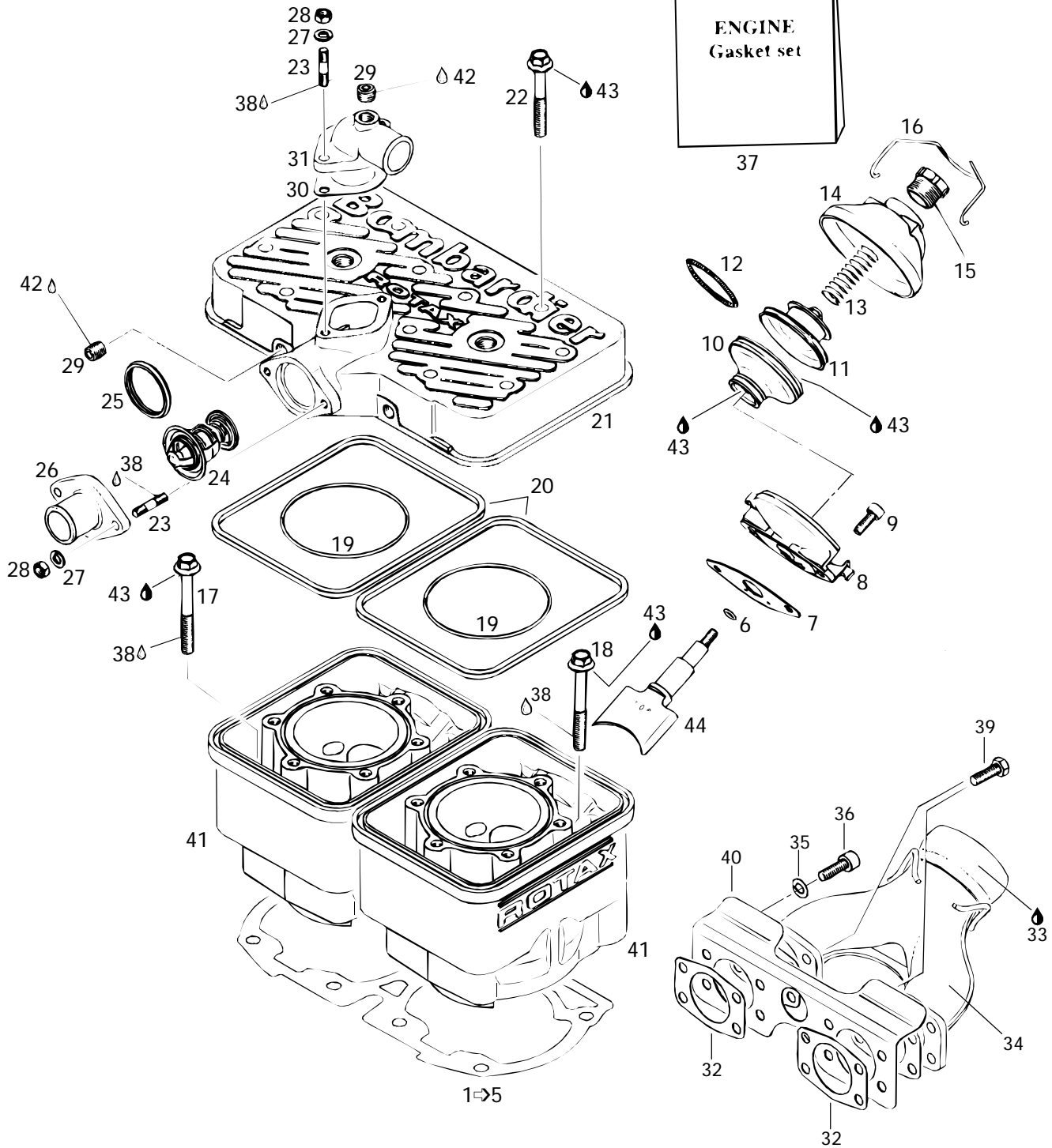
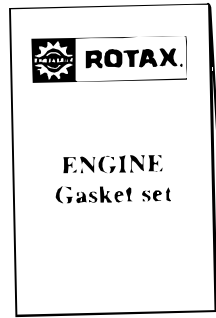
			MX Z 440 LC	MX Z x 440 LC
<b>38</b>	420 9222 45	Angular Tube .....	Raccord angulaire .....	1 1
<b>39</b>	420 8512 80	Fixation .....	Fixation .....	1 1
<b>40</b>	420 8278 00	Washer 5 mm .....	Rondelle 5 mm .....	2 2
<b>41</b>	420 2401 81	Allen Screw M5 x 20 .....	Vis Allen M5 x 20 .....	2 2
<b>42</b>	413 7071 00	Sealant, 100 gr. ....	Enduit d'étanchéité, 100 gr. ....	@ @
<b>43</b>	413 7070 00	Molykote 111 .....	Molykote 111 .....	@ @
<b>44</b>	420 8997 88	Loctite 648, 5 gr. ....	Loctite 648, 5 gr. ....	@ @
<b>45</b>	413 7030 00	Loctite 242, 10 c.c. ....	Loctite 242, 10 c.c. ....	@ @
<b>N 46</b>	420 9562 31	Oil Line 140 mm .....	Conduit d'huile 140 mm .....	– 1
<b>N 47</b>	420 9562 32	Oil Line 330 mm .....	Conduit d'huile 330 mm .....	– 1
<b>N 48</b>	420 951 260	Clamp .....	Bride de serrage .....	– 4
<b>N 49</b>	420 9562 40	Oil Tank .....	Réservoir d'huile .....	– 1
<b>N 50</b>	420 8503 50	Gasket .....	Joint étanche .....	– 1
<b>N 51</b>	420 9562 50	Oil Tank Cap .....	Bouchon de réservoir d'huile .....	– 1
<b>52</b>	748 0010 01	Tie-Rap .....	Attache .....	– 1





# Crankshaft, Pistons Vilebrequin, pistons

			MX Z 440 LC	MX Z x 440 LC
<b>N 1→14</b>	420 8879 65	<b>Crankshaft Ass'y (Incl. lt. 31)</b> .....	1	—
<b>N</b>	420 8879 62	<b>Crankshaft Ass'y (Incl. lt. 31)</b> .....	—	1
<b>2</b>	420 8274 45	Spacer Ring .....	1	1
<b>3→4</b>	420 9325 89	Ball Bearing 6206 .....	2	2
<b>4</b>	420 9299 72	Dowel Pin .....	2	2
<b>5</b>	420 4276 84	Adjusting Washer .....	1	1
<b>6</b>	420 8270 50	Retaining Disk .....	1	1
<b>7</b>	420 9457 59	Lock Washer .....	1	1
<b>8</b>	420 8422 30	Hex. Nut M22 .....	1	1
<b>9</b>	420 8277 60	Spacer Ring .....	1	1
<b>10→11</b>	420 8322 39	<b>Ball Bearing 6207 Ass'y</b> .....	2	2
<b>10</b>	420 8322 34	Ball Bearing 6207 .....	2	2
<b>11</b>	420 9299 72	Dowel Pin .....	2	2
<b>12</b>	420 9277 10	Retaining Disk .....	1	1
<b>13</b>	420 8319 50	Oil Seal .....	1	1
<b>14</b>	420 2460 15	Woodruff Key .....	1	1
<b>15</b>	420 8324 35	Needle Bearing .....	2	2
<b>16→18</b>	420 8876 30	<b>Piston Ass'y (2 Rings 67.5 mm)</b> .....	2	2
<b>17</b>	420 8151 30	Rectangular Ring 67.5 mm .....	2	2
<b>18</b>	420 8151 20	Semi-trapez ring 67.5 mm .....	2	2
<b>19</b>	420 9161 85	Piston Pin .....	2	—
<b>N</b>	420 9161 87	Piston Pin .....	—	2
<b>20</b>	420 9457 35	Piston Circlip .....	4	4
<b>21→22</b>	420 9325 89	<b>Ball Bearing 6206 Ass'y</b> .....	2	2
<b>22</b>	420 9299 72	Dowel Pin .....	2	2
<b>23</b>	420 8319 90	Oil Seal .....	2	2
<b>24</b>	420 9357 48	Central Gear 14 Teeth .....	1	1
<b>25</b>	420 8186 62	Crankshaft (PTO side) .....	1	1
<b>N 26</b>	420 8879 68	<b>Crankshaft Repair Kit (MAG side)</b> ..	1	—
<b>N</b>	420 8879 63	<b>Crankshaft Repair Kit (MAG side)</b> ..	—	1
<b>N</b>	420 8879 69	<b>Crankshaft Repair Kit (PTO side)</b> ....	1	—
<b>N</b>	420 8879 64	<b>Crankshaft Repair Kit (PTO side)</b> ....	—	1
<b>27</b>	413 7010 00	Loctite 767 Antiseize Lubricant, 12 oz. ..	@	@
<b>28</b>	293 8000 39	Loctite 642, 50 ml. ....	@	@
<b>29</b>	413 7030 00	Loctite 242, 10 c.c. ....	@	@
<b>30</b>	413 7070 00	Molykote III .....	@	@
<b>31</b>	420 8476 84	Distance Sleeve .....	1	1
<b>32</b>	420 8186 95	Crankshaft (MAG) .....	1	1
		<b>Vilbrequin ass. (incl. it. 31)</b> .....	1	—
		<b>Vilbrequin ass. (incl. it. 31)</b> .....	—	1
		Rondelle d'écartement .....	1	1
		Roulement à billes 6206 .....	2	2
		Goujon d'assemblage .....	2	2
		Rondelle d'ajustement .....	1	1
		Disque de retenue .....	1	1
		Rondelle-frein .....	1	1
		Écrou hex. M22 .....	1	1
		Rondelle d'écartement .....	1	1
		<b>Roulement à billes 6207 ass.</b> .....	2	2
		Roulement à billes 6207 .....	2	2
		Goujon d'assemblage .....	2	2
		Disque de retenue .....	1	1
		Anneau d'étanchéité .....	1	1
		Clavette Woodruff .....	1	1
		Roulement à aiguilles .....	2	2
		<b>Piston ass. (2 segments 67.5 mm)</b> .	2	2
		Segment rectangulaire 67.5 mm .....	2	2
		Segment semi-trapézoïdal 67.5 mm ...	2	2
		Axe de piston .....	2	—
		Axe de piston .....	—	2
		Circlip de piston .....	4	4
		<b>Roulement à billes 6206 ass.</b> .....	2	2
		Goujon d'assemblage .....	2	2
		Anneau d'étanchéité .....	2	2
		Engrenage central 14 dents .....	1	1
		Vilbrequin (côté PDM) .....	1	1
		<b>Néc. rép. de vilbrequin (côté MAG)</b> ....	1	—
		<b>Néc. rép. de vilbrequin (côté MAG)</b> ....	—	1
		<b>Néc. rép. de vilbrequin (côté PDM)</b> ....	1	—
		<b>Néc. rép. de vilbrequin (côté PDM)</b> ....	—	1
		Loctite 767 lubrifiant antigrippage, 12 oz. ...	@	@
		Loctite 642, 50 ml. ....	@	@
		Loctite 242, 10 c.c. ....	@	@
		Molykote III .....	@	@
		Manchon d'écartement .....	1	1
		Vilbrequin (côté MAG) .....	1	1



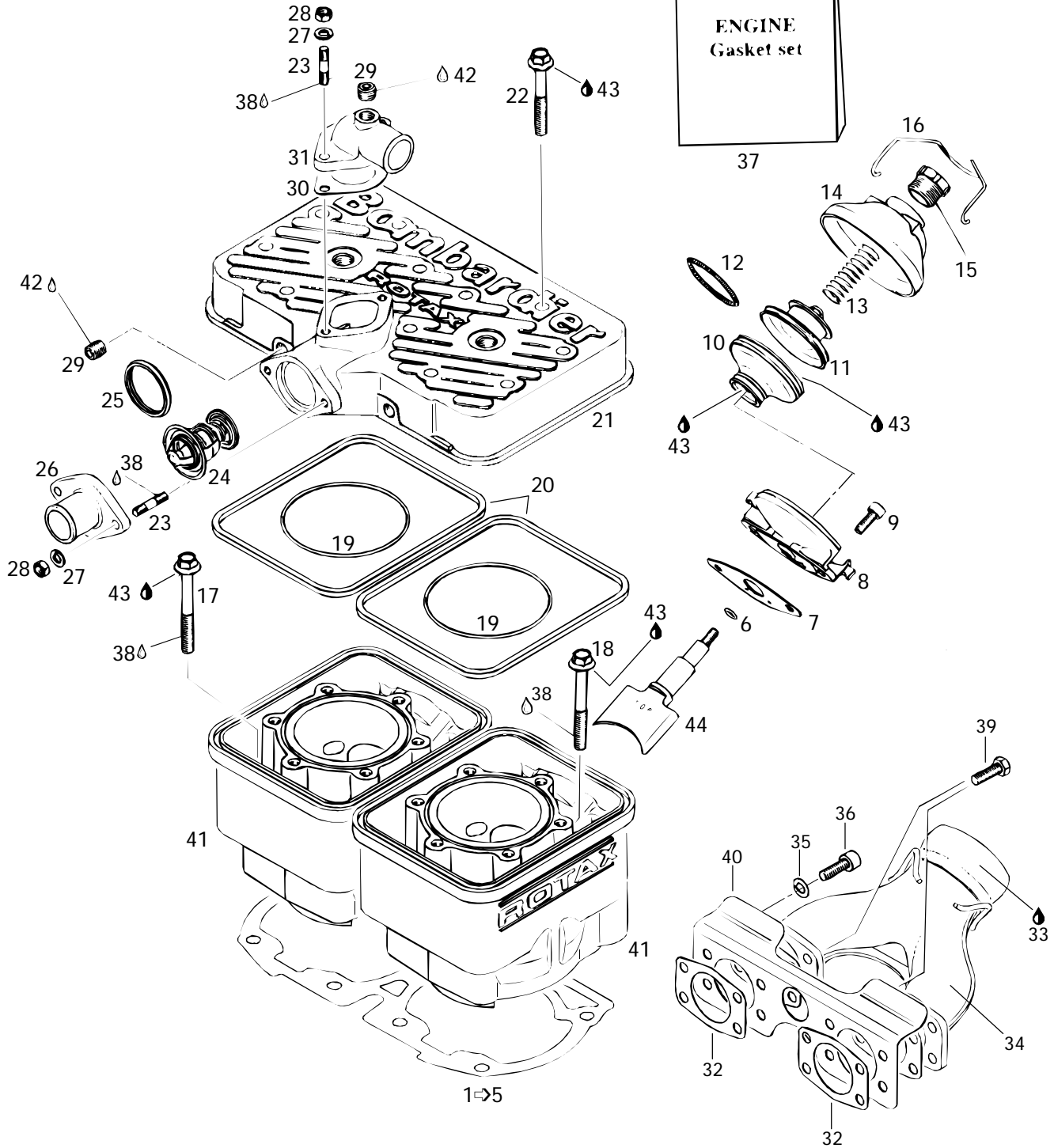
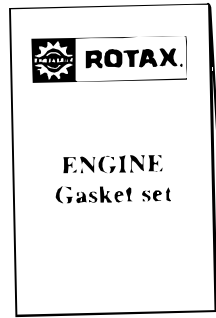


# Cylinder, Exhaust Manifold

## Cylindre, collecteur d'échappement

MX Z 440 LC	MX Z x 440 LC
-------------------	---------------------

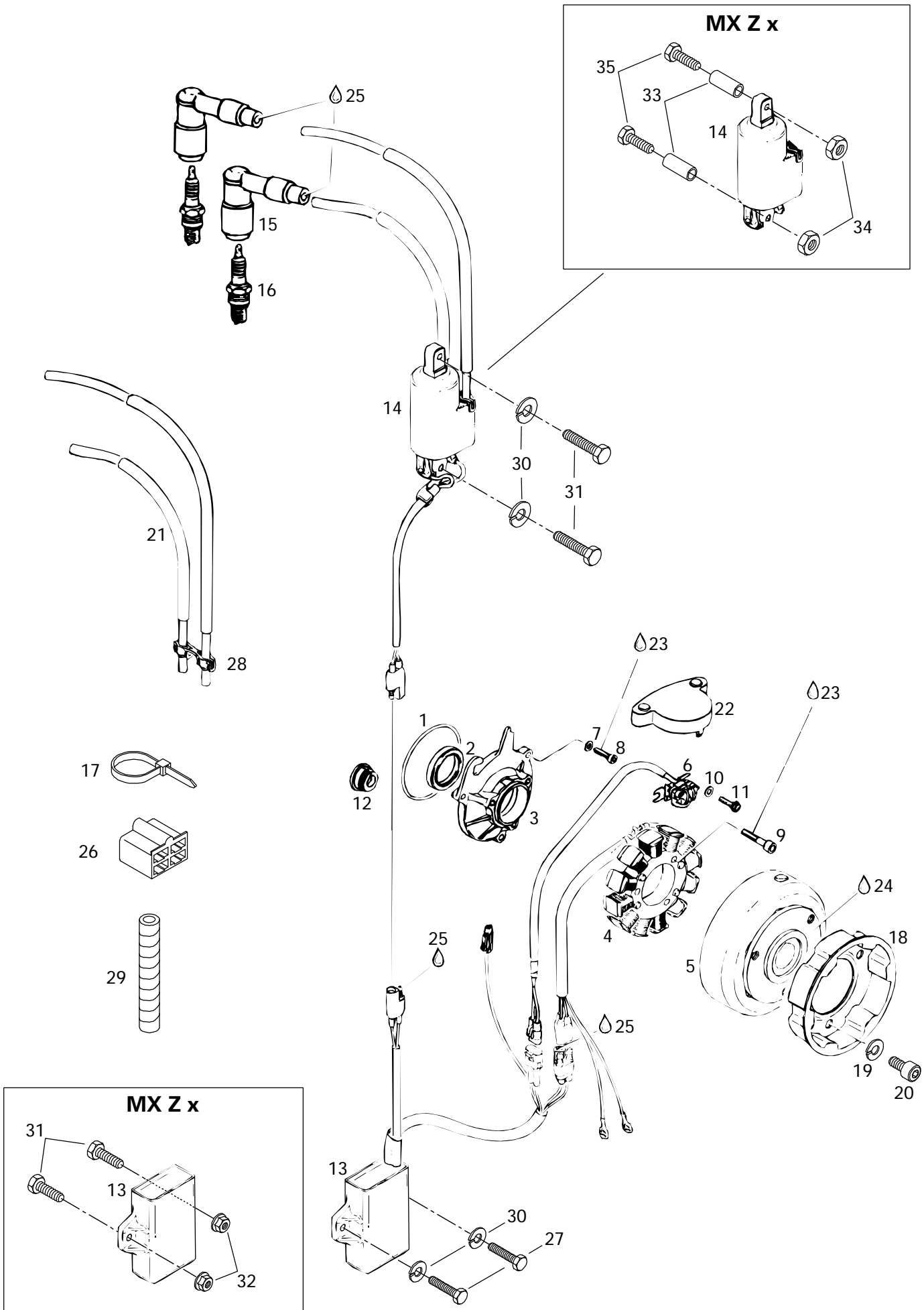
			MX Z 440 LC	MX Z x 440 LC
<b>N 1</b> →5	420 9313 66	<b>Double Gasket Set</b> .....	@	@
<b>1</b>	420 9313 60	Double Gasket 0.3 mm .....	@	@
<b>2</b>	420 9313 61	Double Gasket 0.4 mm .....	@	@
<b>3</b>	420 9313 62	Double Gasket 0.6 mm .....	@	@
<b>N 4</b>	420 9313 63	Double Gasket 0.5 mm .....	@	@
<b>N 5</b>	420 9313 64	Double Gasket 0.8 mm .....	@	@
<b>6</b>	420 4301 10	O-Ring .....	2	2
<b>7</b>	420 2502 34	Gasket .....	2	2
<b>8</b>	420 8542 65	Valve Housing .....	2	2
<b>9</b>	420 2412 36	Allen Screw M6 x 16 .....	4	4
<b>10</b>	420 2607 28	Bellows .....	2	2
<b>11</b>	420 2532 57	Exhaust Valve .....	2	2
<b>12</b>	420 2390 40	Hose Spring .....	2	2
<b>13</b>	420 2399 45	Spring .....	2	2
<b>14</b>	420 9115 50	Valve Cover .....	2	2
<b>15</b>	420 2412 20	Adjustment Screw .....	2	2
<b>16</b>	420 8380 82	Spring Clamp .....	2	2
<b>17</b>	420 8413 06	Hex. Screw M8 x 65 .....	4	4
<b>18</b>	420 9401 26	Hex. Screw M8 x 100 .....	4	4
<b>19</b>	420 8317 92	O-Ring .....	2	2
<b>20</b>	420 8500 40	Rubber Ring .....	2	2
<b>21</b>	420 9231 80	Cylinder Head Cover .....	1	1
<b>22</b>	420 9416 21	Hex. Screw M8 x 56.5 .....	12	12
<b>23</b>	420 9411 60	Stud M6 x 18/9 .....	4	4
<b>24</b>	420 9225 10	Thermostat (42°) .....	1	1
<b>25</b>	420 9312 70	Sealing Ring .....	1	1
<b>26</b>	420 9220 25	Exhaust Socket .....	1	1
<b>27</b>	420 9457 51	Lock Washer 6 mm .....	4	4
<b>28</b>	228 0610 45	Hex. Nut M6 .....	4	4
<b>29</b>	420 2404 80	Plug Screw 1/8-27 NPT .....	2	2
<b>30</b>	420 8503 36	Gasket 1.0 mm .....	1	1
<b>31</b>	420 9220 62	Exhaust Socket .....	1	1
<b>32</b>	420 8505 31	Gasket .....	4	4
<b>33</b>	413 7103 00	Sealant, Loctite 17914, 80ml .....	@	@
<b>34</b>	420 9732 23	Exhaust Manifold .....	1	—
<b>N</b>	420 9732 21	Exhaust Manifold .....	—	1
<b>35</b>	224 7811 40	Lock Washer 8 mm .....	6	6
<b>36</b>	222 9825 65	Allen Screw M8 x 25 .....	6	6





## Cylinder, Exhaust Manifold Cylindre, collecteur d'échappement

			MX Z 440 LC	MX Z x 440 LC
<b>N 37</b>	420 8862 48	<b>Gasket Set</b> .....	<b>Ens. joint d'étanchéité</b> .....	1 1
<b>38</b>	413 7030 00	Loctite 242, 10 c.c. ....	Loctite 242, 10 c.c. ....	@ @
<b>39</b>	732 6012 29	Hex. Screw M8 .....	Vis hex. M8 .....	2 2
<b>40</b>	420 9757 73	Heat Deflector .....	Défecteur de chaleur .....	1 1
<b>41</b>	420 9231 71	Cylinder With Sleeve .....	Cylindre avec chemise .....	2 -
<b>N</b>	420 9231 72	Cylinder With Sleeve .....	Cylindre avec chemise .....	- 2
<b>42</b>	413 7071 00	Sealant, 100gr .....	Enduit étanche, 100gr .....	@ @
<b>43</b>	413 7070 00	Molykote 111 .....	Molykote 111 .....	@ @
<b>44</b>	420 8543 05	Exhaust Valve .....	Soupape d'échappement .....	2 2



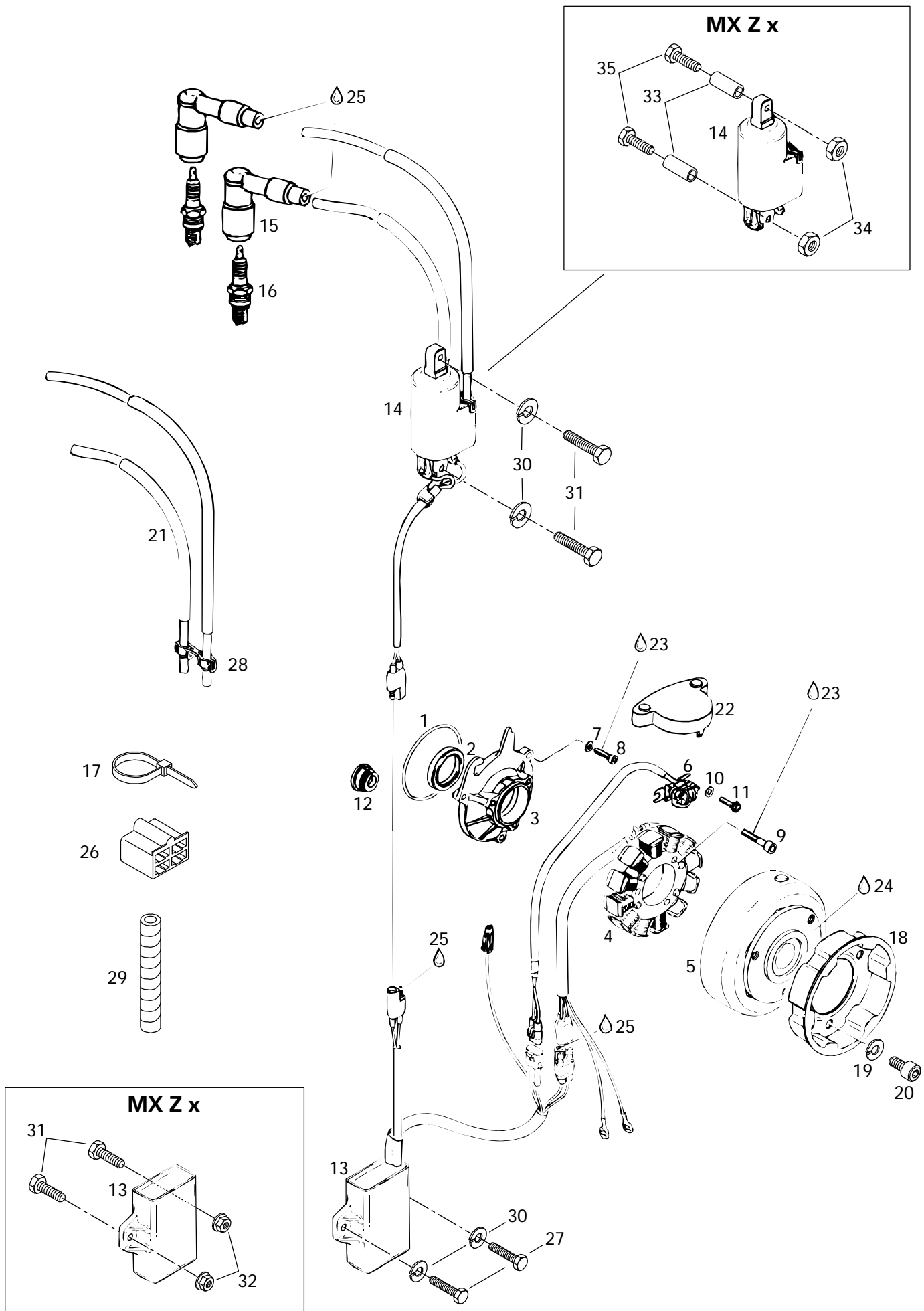




# Magneto 12V 220W

## Magnéto 12V 220W

			MX Z 440 LC	MX Z x 440 LC
1	420 8504 30	O-Ring .....	1	1
2	420 9306 95	Oil Seal .....	1	1
3	420 8102 65	Stator Plate .....	1	1
4→6	410 9202 00	<b>Magneto Ass'y 12V 220W .....</b>	1	1
4	410 9190 00	Stator Ass'y .....	1	1
5	410 9203 00	Flywheel .....	1	1
6	410 9167 00	Pick Up Ass'y .....	1	1
7	420 9457 50	Lock Washer 5 mm .....	3	3
8	420 9415 40	Allen Screw M5 x 20 .....	3	3
9	420 8408 86	Allen Screw M6 x 30 .....	3	3
10	420 8278 00	Washer 5.5 mm .....	2	2
11	420 8405 11	Allen Screw M5 x 16 .....	2	2
12	420 9602 88	Grommet .....	1	1
13	410 9189 00	Amplifier Box .....	1	1
14	410 9205 00	Ignition Coil .....	1	—
N	410 9213 00	Ignition Coil .....	—	1
15	414 5692 00	Spark Plug Protector .....	2	—
	414 8640 00	Spark Plug Protector .....	—	2
16	414 9611 00	Spark Plug NGK BR9ES .....	2	2
17	414 1152 00	Tie-Rap .....	2	2
18	420 8524 16	Starting Pulley .....	1	1
19	420 9457 52	Lock Washer 8 mm .....	3	3
20	420 8415 20	Allen Screw M8 x 12 .....	3	3
21	420 9650 33	High Tension Cable Set .....	1	—
N	410 9215 00	High Tension Cable Set .....	—	1
22	420 8107 00	Cover .....	1	1
23	413 7030 00	Loctite 242, 10 c.c. ....	@	@
24	420 8997 88	Loctite 648, 5 gr. ....	@	@
25	413 7061 00	Lithium Grease, 400 gr. ....	@	@
26	409 2049 00	Female Receptable .....	1	1
27	222 0616 65	Hex. Screw M6 x 16 .....	2	2
28	410 9146 00	Clip .....	@	@
29	410 9040 00	Tubing .....	@	@
30	224 7611 10	Lock Washer 6 mm .....	4	—
31	222 0620 65	Hex. Screw M6 x 20 .....	2	2
32	228 7610 45	Elastic Flanged Stop Nut M6 .....	—	2
N 33	512 0573 00	Spacer .....	—	2



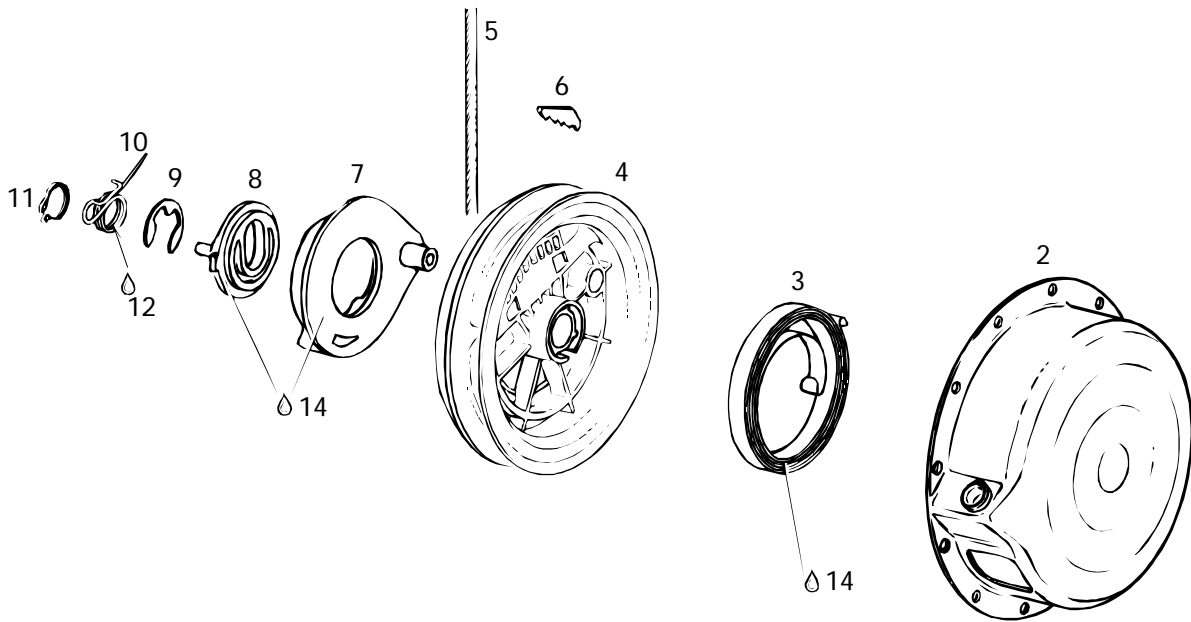
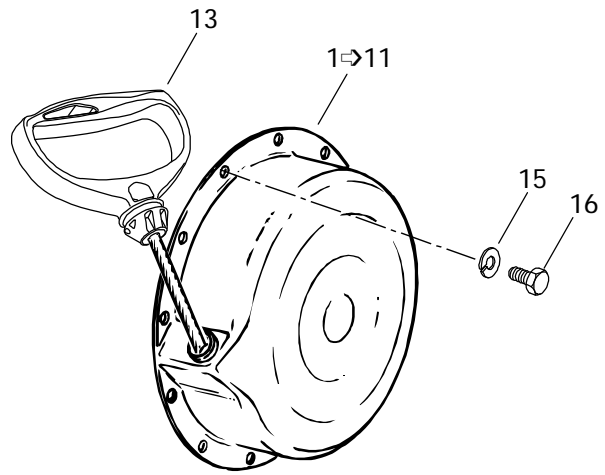


## Magneto 12V 220W Magnéto 12V 220W

			MX Z 440 LC	MX Z x 440 LC
<b>34</b>	228 5610 45	Elastic Stop Nut M6 .....	—	2
<b>35</b>	— XXX —	Hex. Screw M6 x 65 .....	—	2

Parts marked with «XXX» are not available as spare parts.

Les articles marqués d'un «XXX» ne sont pas disponibles comme pièces de remplacement.



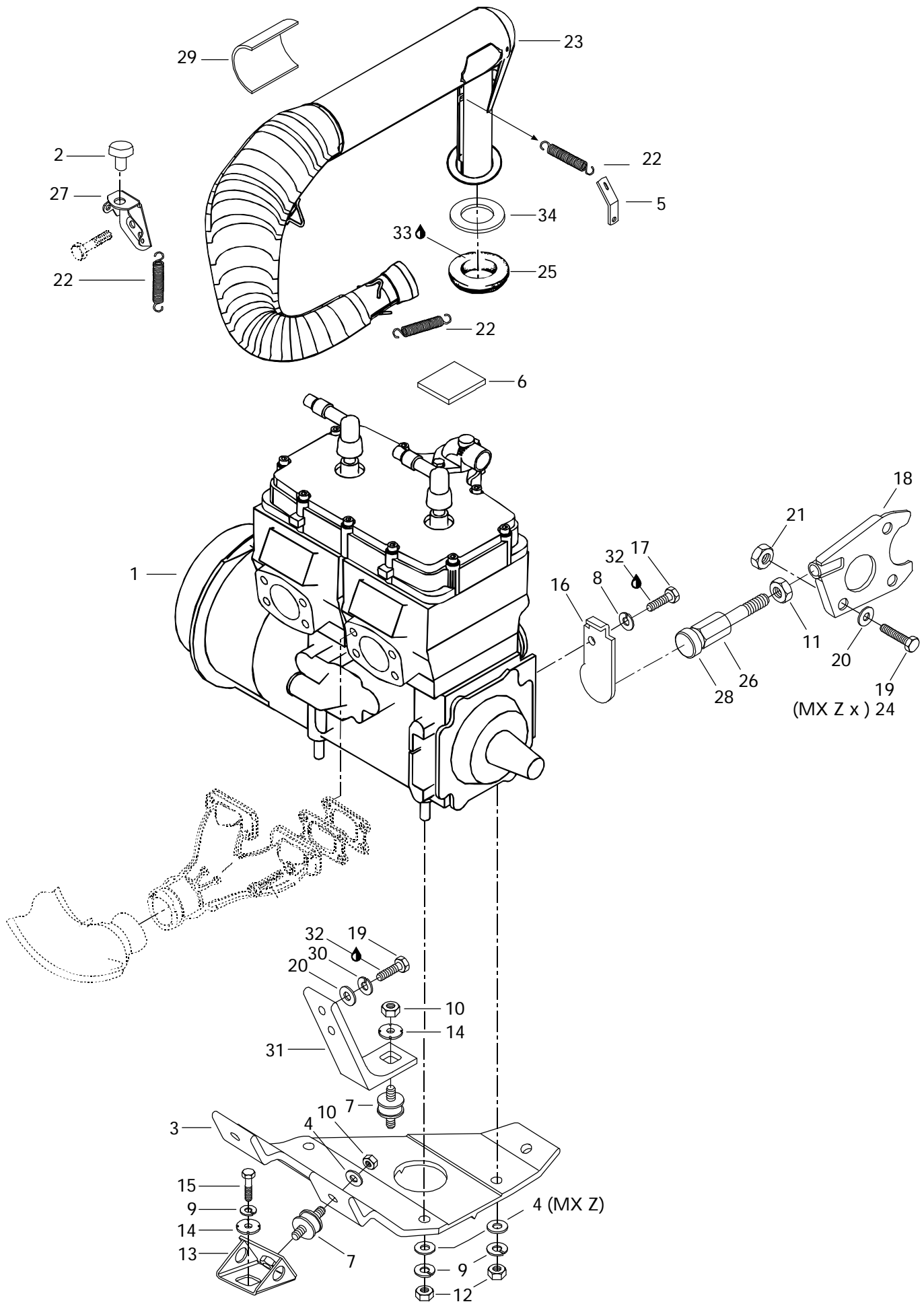


## Rewind Starter Démarreur à rappel

			MX Z 440 LC	MX Z x 440 LC
<b>1-11</b>	420 8874 50	<b>Rewind Starter Ass'y</b> .....	<b>Démarreur à rappel ass.</b> .....	1 1
<b>2</b>	420 8108 17	Starter Housing .....	Boîtier du démarreur .....	1 1
<b>3</b>	420 9391 15	Rewind Spring Ass'y .....	Ressort de rappel ass. ....	1 1
<b>4</b>	420 8522 83	Rope Sheave .....	Poulie du démarreur .....	1 1
<b>5</b>	412 5001 00	Starter Rope 2200 mm .....	Câble du démarreur 2200 mm .....	1 1
<b>6</b>	420 8520 70	Key Clamp .....	Coin .....	1 1
<b>7</b>	420 8522 90	Pawl .....	Cliquet .....	1 1
<b>8</b>	420 8523 01	Pawl Lock .....	Arrêt de cliquet .....	1 1
<b>9</b>	420 8453 00	Circlip .....	Circlip .....	1 1
<b>10</b>	420 9389 85	Locking Spring .....	Ressort d'arrêt .....	1 1
<b>11</b>	420 9457 70	Circlip .....	Circlip .....	1 1
<b>12</b>	— XXX —	Molykote G-N Paste (Dow Corning, 88162-74) .	Pâte G-N Molykote (Dow Corning, 88162-74) ....	@ @
<b>N 13</b>	572 0844 00	Starter Grip .....	Poignée de démarreur .....	1 1
<b>14</b>	420 8970 61	Silicon Grease .....	Graisse silicone .....	@ @
<b>15</b>	420 9457 51	Lock Washer 6 mm .....	Rondelle-frein 6 mm .....	4 4
<b>16</b>	222 0616 65	Hex. Screw M6 x 16 .....	Vis hex. 6 x 16 .....	4 4

Parts marked with «XXX» are not available as spare parts.

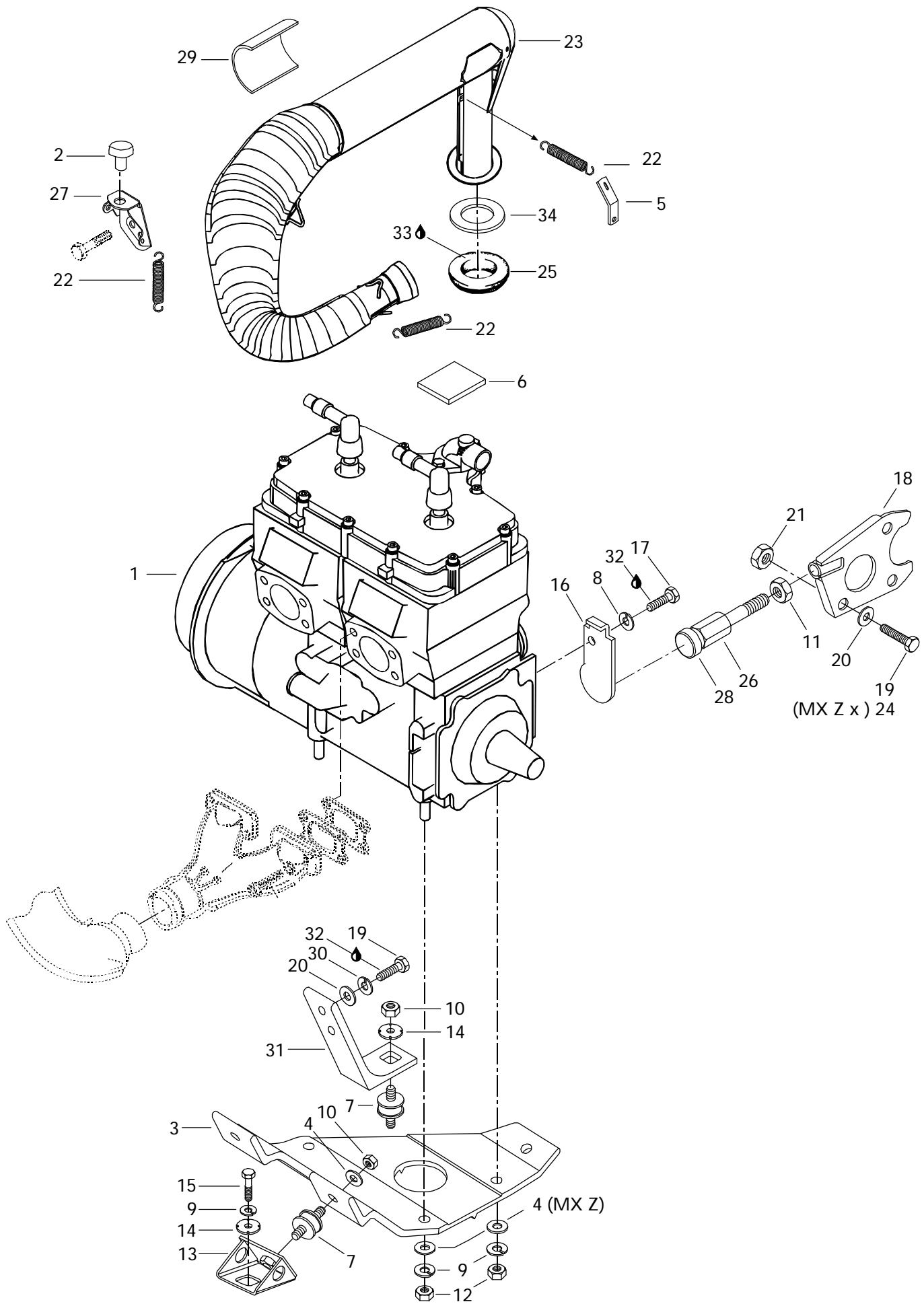
Les articles marqués d'un «XXX» ne sont pas disponibles comme pièces de remplacement.





## Engine Support and Muffler Support moteur et silencieux

			MX Z 440 LC	MX Z x 440 LC
<b>N 1</b>	400 4080 00	«454» Engine .....	Moteur «454» .....	1 —
<b>N</b>	400 4086 00	«454» Engine .....	Moteur «454» .....	— 1
<b>N 2</b>	514 0482 00	Rubber Bumber .....	Butoir de caoutchouc .....	1 —
	570 0487 00	Rubber Bumber .....	Butoir de caoutchouc .....	— 1
<b>3</b>	512 0542 00	Engine Support .....	Socle moteur .....	1 —
<b>N</b>	512 0571 00	Engine Support .....	Socle moteur .....	— 1
<b>4</b>	224 0012 11	Washer 10 mm .....	Rondelle 10 mm .....	6 3
<b>5</b>	514 0340 00	Spring Bracket .....	Attache de ressort .....	1 1
<b>6</b>	415 0254 00	Reflective Sheet .....	Feuille de réflexion .....	1 1
<b>7</b>	570 1277 00	Rubber Mount .....	Tampon d'ancrage .....	4 —
<b>N</b>	570 1287 00	Rubber Mount .....	Tampon d'ancrage .....	— 4
<b>8</b>	224 7611 10	Lock Washer 6 mm .....	Rondelle d'arrêt 6 mm .....	1 1
<b>9</b>	224 7011 88	Lock Washer 10 mm .....	Rondelle d'arrêt 10 mm .....	6 6
<b>10</b>	228 5010 45	Elastic Nut M10 .....	Écrou élastique M10 .....	4 4
<b>11</b>	732 6100 19	Nut Hex. Jam M12 .....	Écrou d'arrêt hex. M12 .....	1 1
<b>12</b>	228 0010 45	Hex. Nut M10 .....	Écrou hex. M10 .....	3 3
<b>13</b>	512 0509 00	Support .....	Support .....	3 3
<b>N 14</b>	512 0567 00	Lock Washer .....	Rondelle-frein .....	4 4
<b>15</b>	222 0025 65	Hex. Screw M10 x 25 .....	Vis hex. M10 x 25 .....	3 3
<b>16</b>	512 0529 00	Stopper Plate .....	Plaque de butée .....	1 1
<b>17</b>	222 0616 65	Hex. Screw M6 x 16 .....	Vis hex. M6 x 16 .....	1 1
<b>18</b>	512 0555 00	Support Plate .....	Plaque d'appui .....	1 —
<b>N</b>	512 0572 00	Support Plate .....	Plaque d'appui .....	— 1
<b>19</b>	222 0825 65	Hex. Screw M8 x 25 .....	Vis hex. M8 x 25 .....	3 2
<b>20</b>	224 0811 71	Flat Washer .....	Rondelle plate .....	3 3
<b>21</b>	228 5810 45	Elastic Stop Nut M8 .....	Écrou élastique M8 .....	1 1
<b>22</b>	414 8937 00	Spring .....	Ressort .....	5 5
<b>N 23</b>	514 0487 00	Muffler .....	Silencieux .....	1 —
<b>N</b>	514 0489 00	Muffler .....	Silencieux .....	— 1
<b>24</b>	222 0820 65	Hex. Screw M8 x 20 .....	Vis hex. M8 x 20 .....	— 1
<b>25</b>	570 0390 00	Exhaust Washer .....	Rondelle d'échappement .....	1 1
<b>26</b>	512 0524 00	Screw .....	Vis .....	1 1
<b>27</b>	514 0441 00	Muffler Support .....	Support de silencieux .....	1 —
<b>N</b>	514 0496 00	Muffler Support .....	Support de silencieux .....	— 1
<b>28</b>	570 0454 00	Stopper .....	Butée .....	1 1
<b>29</b>	414 7464 00	Reflective Sheet .....	Feuille de réflexion .....	1 —
<b>N</b>	415 0649 00	Reflective Sheet .....	Feuille de réflexion .....	— 1
<b>30</b>	224 781140	Lock Washer 8 mm .....	Rondelle Plate 8 mm .....	2 2
<b>31</b>	512 0543 00	Engine Support .....	Support moteur .....	1 1



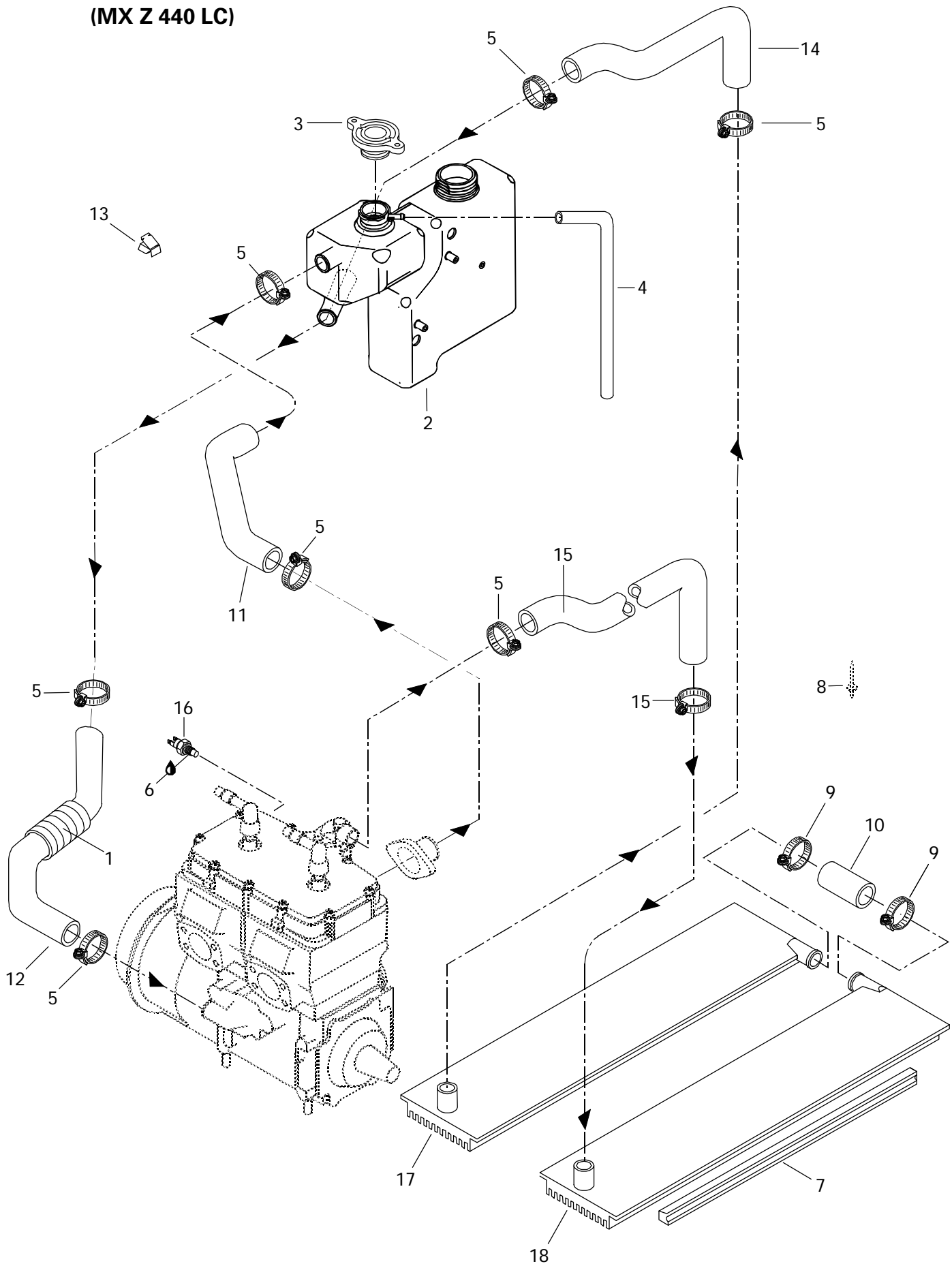




## Engine Support and Muffler Support moteur et silencieux

			MX Z 440 LC	MX Z x 440 LC
<b>32</b>	413 7074 00	Loctite 271, 10cc.....	Loctite 271, 10cc .....	@ @
<b>33</b>	293 5500 14	Grease, Super Lube #823-28 .....	Graisse, Super Lube #823-28 .....	@ @
<b>N 34</b>	514 0493 00	Washer .....	Rondelle .....	- 1

(MX Z 440 LC)





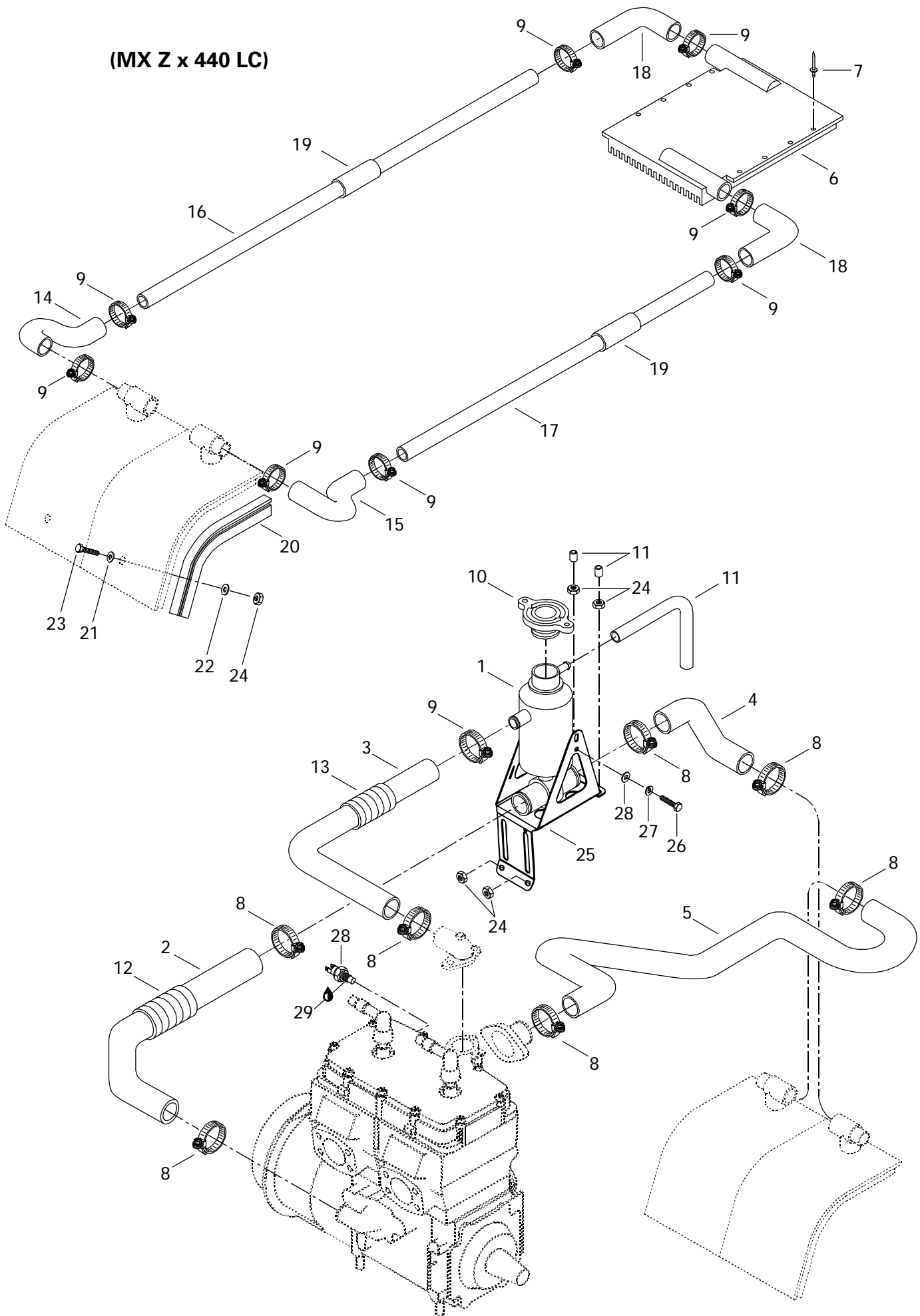
## Cooling System (MX Z 440 LC) Système de refroidissement (MX Z 440 LC)

			MX Z 440 LC	MX Z x 440 LC
<b>1</b>	414 9918 00	Protective Shield .....	@	—
<b>2</b>	572 0769 00	Coolant Tank .....	1	—
<b>3</b>	414 6847 00	Pressure Cap .....	1	—
<b>4</b>	414 8340 00	Overflow Hose .....	@	—
<b>5</b>	408 8004 00	Clamp .....	8	—
<b>6</b>	413 7023 00	Loctite 592, Pipe Sealant, 50 ml .....	@	—
<b>7</b>	517 2588 00	Radiator Protector .....	2	—
<b>8</b>	— XXX —	Rivet .....	@	—
<b>9</b>	408 8034 00	Clamp .....	2	—
<b>10</b>	414 7958 00	Radiator Hose .....	1	—
<b>11</b>	414 9732 00	Engine Outlet Hose .....	1	—
<b>12</b>	415 0104 00	Engine Inlet Hose .....	1	—
<b>13</b>	414 2273 00	Clip .....	@	—
<b>14</b>	414 9730 00	Radiator Outlet Hose .....	1	—
<b>15</b>	415 0084 00	Radiator Inlet Hose .....	1	—
<b>16</b>	512 0470 00	Sender Temp. ....	1	—
<b>N 17</b>	517 2805 10	R.H. Radiator .....	1	—
<b>N 18</b>	517 2805 11	L.H. Radiator .....	1	—

Parts marked with «XXX» are not available as spare parts.

Les articles marqués d'un «XXX» ne sont pas disponibles comme pièces de remplacement.

(MX Z x 440 LC)

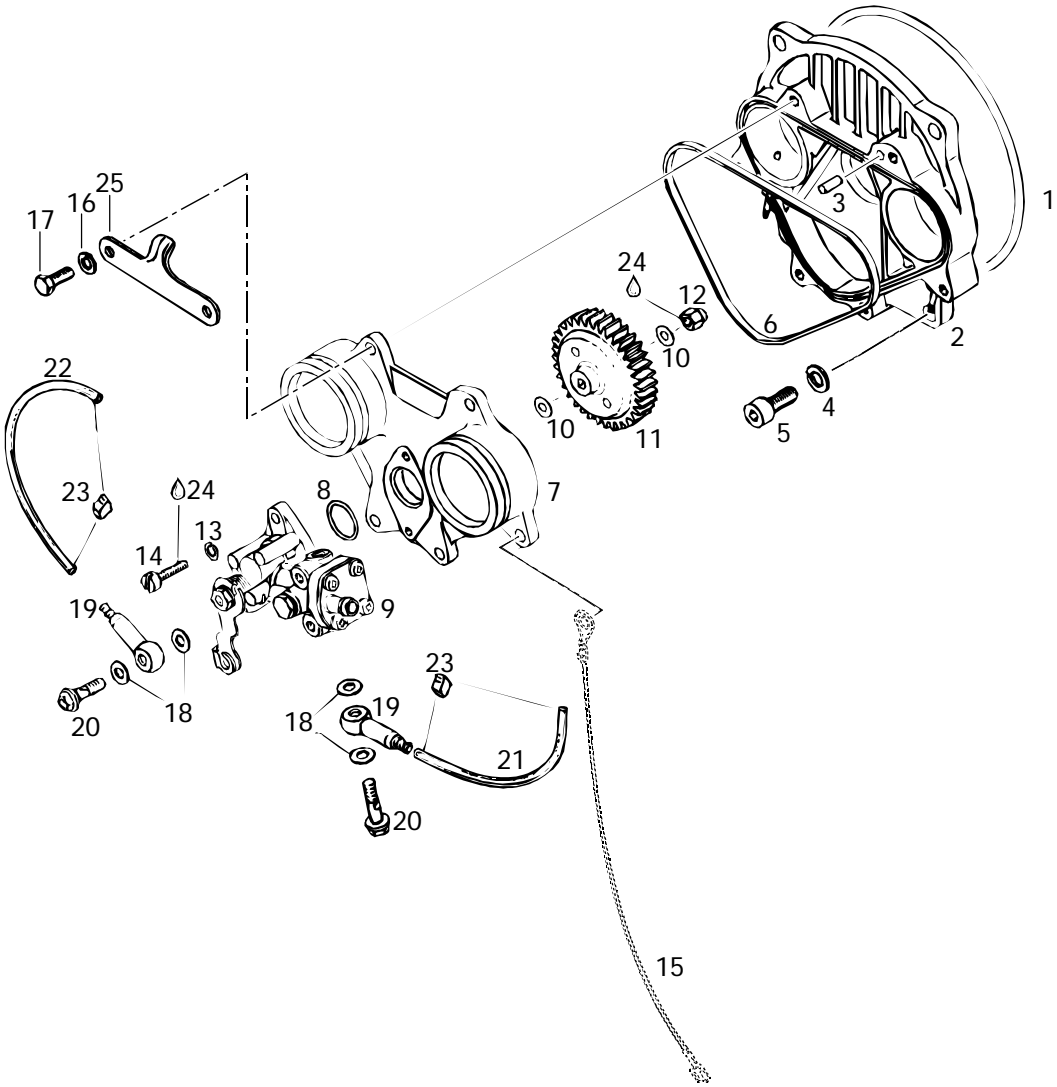
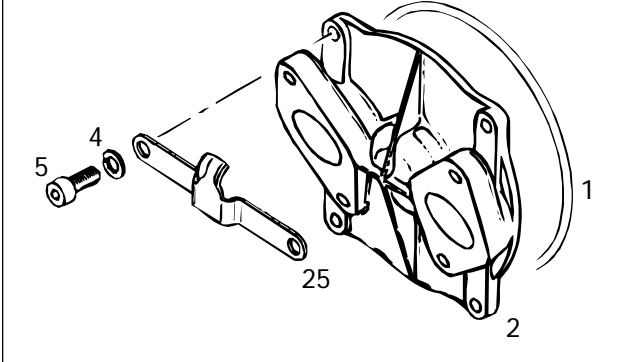




## Cooling System (MX Z x 440 LC) Système / refroidissement (MX Z x 440 LC)

			MX Z 440 LC	MX Z x 440 LC
<b>N 1</b>	572 0944 00	Coolant Tank .....	Réservoir du liquide de refroidissement .....	— 1
<b>N 2</b>	415 0666 00	Engine Inlet Hose .....	Boyau d'entrée du moteur .....	— 1
<b>N 3</b>	415 0667 00	Engine Outlet Hose .....	Boyau de sortie de moteur .....	— 1
<b>N 4</b>	415 0668 00	Radiator Outlet Hose .....	Boyau de sortie du radiateur .....	— 1
<b>N 5</b>	415 0669 00	Radiator Inlet Hose .....	Boyau d'entrée du radiateur .....	— 1
<b>N 6</b>	517 2918 00	Rear Radiator .....	Radiateur arrière .....	— 1
<b>7</b>	390 4022 00	Rivet .....	Rivet .....	— 8
<b>8</b>	408 8004 00	Tridon Gear Clamp .....	Bride de serrage Tridon .....	— 7
<b>N 9</b>	293 6500 66	Tridon Gear Clamp .....	Bride de serrage Tridon .....	— 9
<b>10</b>	414 6847 00	Pressure Cap .....	Bouchon à pression .....	— 1
<b>11</b>	414 8340 00	Overflow Hose .....	Boyau trop-plein .....	— @
<b>N 12</b>	415 0689 00	Protective Shield .....	Gaine protectrice .....	— @
<b>N 13</b>	415 0689 00	Protective Shield .....	Gaine protectrice .....	— @
<b>N 14</b>	415 0670 00	R.H. Hose .....	Boyau DR .....	— 1
<b>N 15</b>	415 0671 00	L.H. Hose .....	Boyau GA .....	— 1
<b>N 16</b>	517 2921 00	R.H. Tube .....	Tube DR .....	— 1
<b>N 17</b>	517 2921 01	L.H. Tube .....	Tube GA .....	— 1
<b>N 18</b>	415 0672 00	Hose .....	Boyau .....	— 2
<b>N 19</b>	415 0774 00	Hose .....	Boyau .....	— 2
<b>N 20</b>	415 0673 00	Radiator Protector .....	Protecteur de radiateur .....	— 2
<b>21</b>	224 0611 21	Flat Washer .....	Rondelle Plate .....	— 4
<b>22</b>	224 0611 51	Flat Washer 6 mm .....	Rondelle plate 6 mm .....	— 2
<b>23</b>	222 0612 65	Hex. Screw M6 x 12 .....	Vis hex. M6 x 12 .....	— 2
<b>24</b>	228 5610 45	Elastic Stop Nut M6 .....	Écrou d'arrêt élastique .....	— 6
<b>N 25</b>	517 2927 00	Coolant Tank Support .....	Support de réservoir .....	— 1
<b>26</b>	222 0610 65	Hex. Screw M6 x 10 .....	Vis hex. M6 x 10 .....	— 2
<b>27</b>	224 7611 10	Lock Washer 6 mm .....	Rondelle-frein 6 mm .....	— 2
<b>28</b>	512 0470 00	Sender Temp. ....	Capteur température .....	— 1
<b>29</b>	413 7023 00	Loctite 592, Pipe Sealant, 50 ml .....	Loctite 592, joint pour tuyau, 50 ml ....	— @

MX Z x



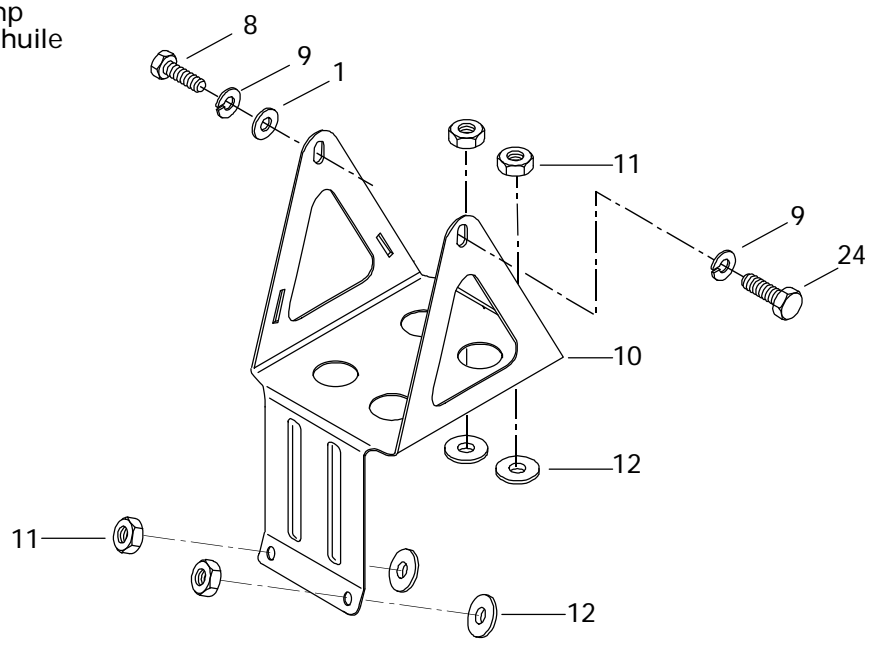
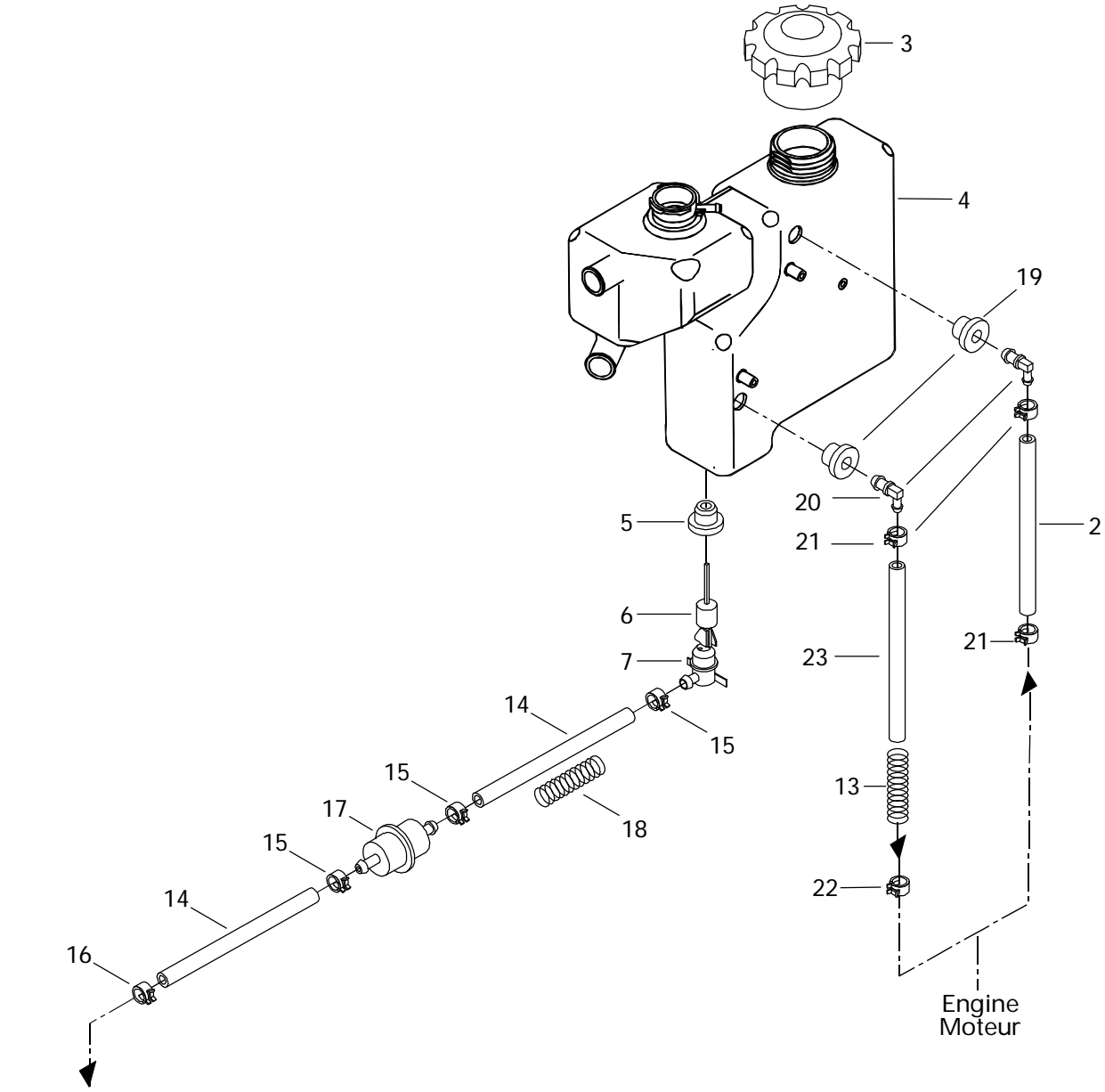


## Oil Injection System Système à injection d'huile

			MX Z 440 LC	MX Z x 440 LC
<b>1</b>	420 8313 60	O-Ring .....	Joint torique .....	1 1
<b>N 2</b>	420 9125 71	Rotary Valve Cover Ass'y .....	Couvercle de valve rotative ass. ....	— 1
<b>2-3</b>	420 8104 81	<b>Rotary Valve Cover Ass'y .....</b>	<b>Couvercle de valve rotative ass. ...</b>	1 —
<b>3</b>	420 9296 50	Dowel Pin .....	Goupille .....	1 —
<b>4</b>	420 9457 52	Lock Washer 8 mm .....	Rondelle-frein 8 mm .....	4 4
<b>5</b>	222 9820 65	Allen Screw M8 x 20 .....	Vis Allen M8 x 20 .....	4 4
<b>6</b>	420 8317 07	Rubber Ring .....	Anneau de caoutchouc .....	1 —
<b>7</b>	420 8104 90	Oil Pump Mounting Flange .....	Épaulement de pompe à l'huile .....	1 —
<b>8</b>	420 2303 70	O-Ring .....	Joint torique .....	1 —
<b>9</b>	420 8860 98	<b>Oil Pump Ass'y .....</b>	<b>Pompe à l'huile ass. ....</b>	1 —
<b>10</b>	420 9279 45	Washer 6.2 mm .....	Rondelle 6.2 mm .....	2 —
<b>11</b>	420 9359 45	Oil Pump Gear 41 Teeth .....	Roue d'engrenage à 41 dents .....	1 —
<b>12</b>	228 5610 45	Lock Nut M6 .....	Écrou de blocage M6 .....	1 —
<b>13</b>	420 9457 50	Lock Washer 5 mm .....	Rondelle-frein 5 mm .....	2 —
<b>14</b>	420 2407 61	Cylindrical Slotted Screw M5 x 16 .....	Vis cylindrique fendue M5 x 16 .....	2 —
<b>15</b>	— XXX —	Mass Cable Ass'y .....	Câble de masse ass. ....	1 1
<b>16</b>	420 9457 51	Lock Washer 6 mm .....	Rondelle-frein 6 mm .....	6 —
<b>17</b>	222 0620 65	Hex. Screw M6 x 20 .....	Vis hex. M6 x 20 .....	6 —
<b>18</b>	404 1466 00	Oil Banjo Gasket .....	Joint d'étanchéité de raccord banjo ...	4 —
<b>19</b>	420 9560 10	Valve .....	Soupape .....	2 —
<b>20</b>	404 1468 00	Banjo Bolt M6 x 16 .....	Boulon Banjo M6 x 16 .....	2 —
<b>21</b>	414 4138 00	Oil Line (MAG Side) .....	Conduit d'huile (côté MAG) .....	@ —
<b>22</b>	414 4138 00	Oil Line (PTO Side) .....	Conduit d'huile (côté PDM) .....	@ —
<b>23</b>	420 8538 40	Clamp .....	Bride .....	4 —
<b>24</b>	413 7030 00	Loctite 242, 10 c.c. ....	Loctite 242, 10 c.c. ....	@ —
<b>25</b>	420 8513 40	Intake Silencer Plate .....	Plaque, silencieux d'admission .....	1 —
<b>N</b>	420 8513 45	Intake Silencer Plate .....	Plaque, silencieux d'admission .....	— 1

Parts marked with «XXX» are not available as spare parts.

Les articles marqués d'un «XXX» ne sont pas disponibles comme pièces de remplacement.





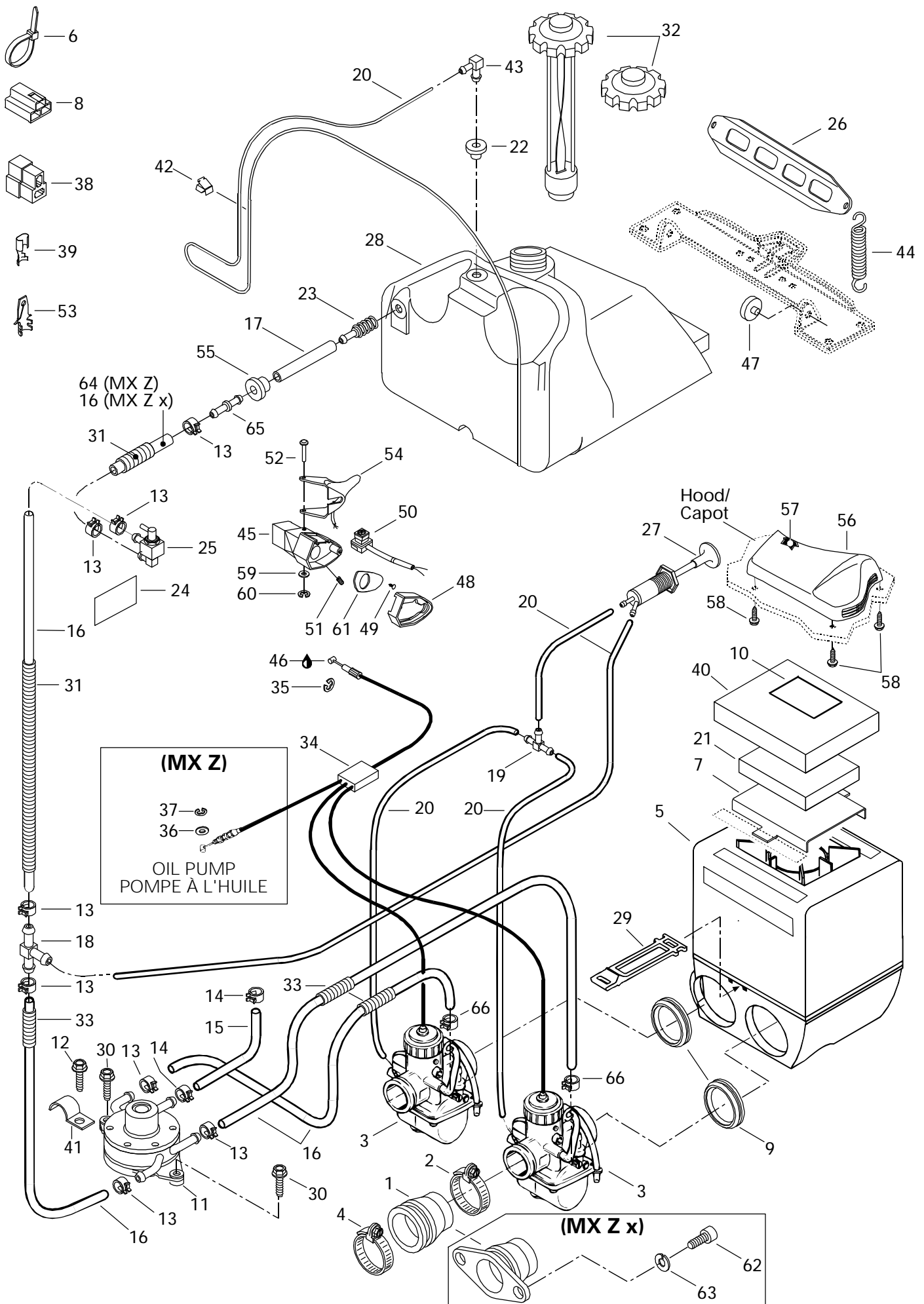


## Support and Oil Tank (MX Z 440 LC) Support et réservoir d'huile (MX Z 440 LC)

			MX Z 440 LC	MX Z x 440 LC
<b>1</b>	224 0611 21	Washer .....	Rondelle .....	1 —
<b>2</b>	414 6448 00	Oil Line .....	Conduit d'huile .....	@ —
<b>3</b>	572 0710 00	Oil Tank Cap .....	Bouchon du réservoir à huile .....	1 —
<b>4</b>	572 0769 00	Injection Oil Tank .....	Réservoir d'huile à injection .....	1 —
<b>5</b>	570 0230 00	Grommet .....	Bague isolante .....	1 —
<b>6</b>	414 6819 00	Float .....	Flotte .....	1 —
<b>7</b>	414 6818 00	Oil Level Sensor .....	Contacteur de niveau d'huile .....	1 —
<b>8</b>	222 0612 65	Hex. Screw M6 x 12 .....	Vis hex. M6 x 12 .....	1 —
<b>9</b>	224 7611 10	Lock Washer 6 mm .....	Rondelle-frein 6 mm .....	2 —
<b>10</b>	517 2789 00	Oil Reservoir Support .....	Support de réservoir d'huile .....	1 —
<b>11</b>	228 5610 45	Elastic Stop Nut M6 .....	Écrou d'arrêt élastique M6 .....	4 —
<b>12</b>	414 4544 00	Rubber Washer .....	Rondelle de caoutchouc .....	4 —
<b>N 13</b>	415 0441 00	Spring .....	Ressort .....	1 —
<b>14</b>	414 5333 00	Oil Line 7.94 mm Diameter .....	Conduit d'huile 7.94 mm diamètre .....	@ —
<b>15</b>	414 4152 00	Spring Clip .....	Bride à ressort .....	3 —
<b>16</b>	414 4207 00	Spring Clip .....	Bride à ressort .....	1 —
<b>17</b>	414 5365 00	Filter .....	Filtre .....	1 —
<b>18</b>	414 9403 00	Spring .....	Ressort .....	1 —
<b>19</b>	570 2739 00	Grommet .....	Passe-fils .....	2 —
<b>20</b>	414 5236 00	Elbow Fitting 90° .....	Raccord coudé 90° .....	2 —
<b>21</b>	414 6557 00	Spring Clip .....	Bride à ressort .....	3 —
<b>22</b>	408 8011 00	Spring Clip .....	Bride à ressort .....	1 —
<b>23</b>	— XXX —	Oil Line .....	Conduit d'huile .....	@ —
<b>24</b>	222 0610 65	Hex. Screw M6 x 10 .....	Vis hex. M6 x 10 .....	1 —

Parts marked with «XXX» are not available as spare parts.

Les articles marqués d'un «XXX» ne sont pas disponibles comme pièces de remplacement.





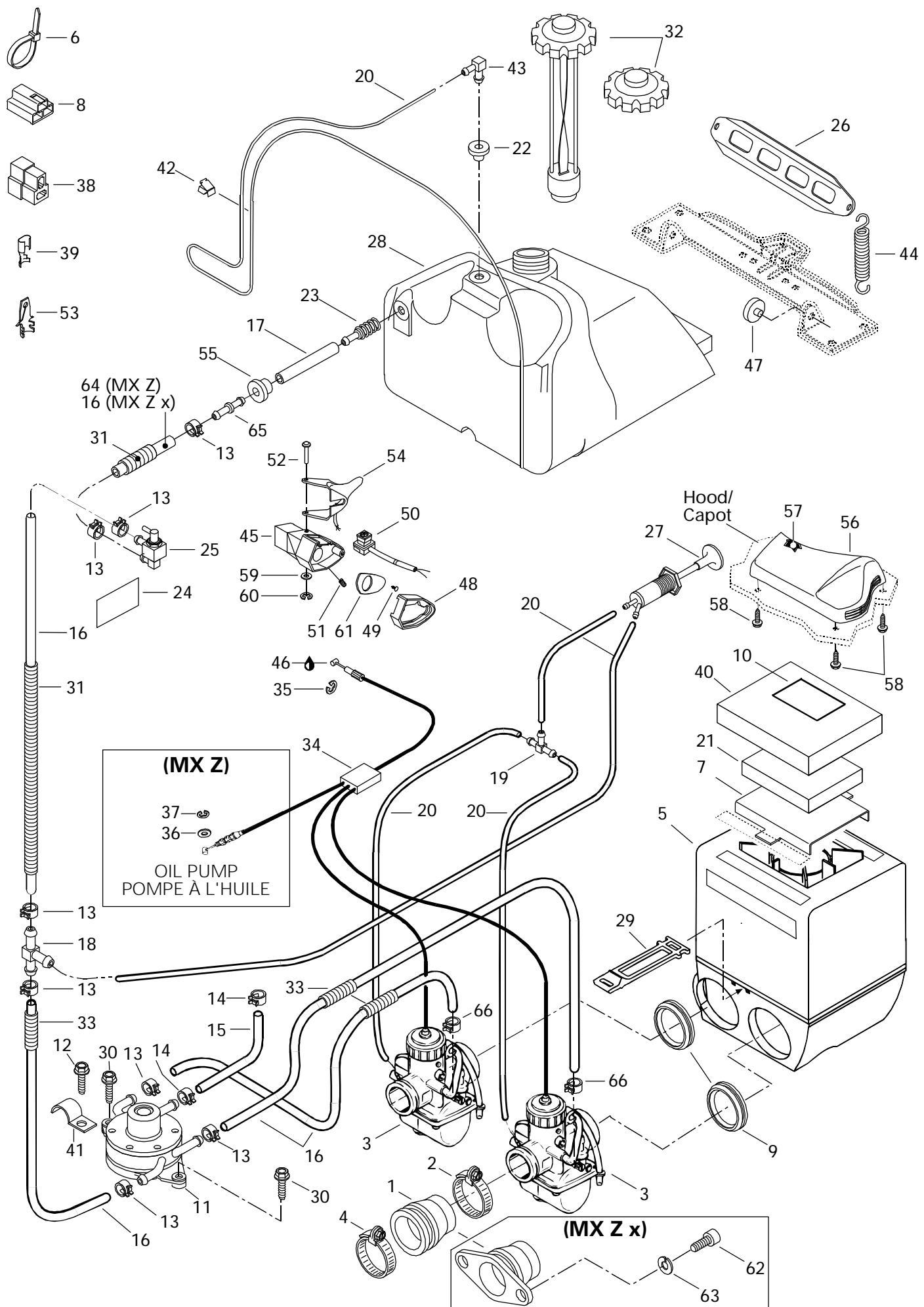
# Fuel System

## Système d'alimentation

			MX Z 440 LC	MX Z x 440 LC
<b>1</b>	570 0477 00	Intake Adaptor .....	2	—
<b>N</b>	570 0654 00	Intake Adaptor .....	—	2
<b>N 2</b>	415 0384 00	Clamp 50 mm .....	2	2
<b>N 3</b>	403 1307 00	Carburetor VM 34-492 (PTO) .....	1	—
<b>N</b>	403 1308 00	Carburetor VM 34-493 (MAG) .....	1	—
<b>N</b>	403 1333 00	Carburetor VM 34-498 (PTO) .....	—	1
<b>N</b>	403 1334 00	Carburetor VM 34-499 (MAG) .....	—	1
<b>4</b>	414 5328 00	Clamp .....	2	—
<b>5</b>	580 6386 02	<b>Air Silencer Ass'y .....</b>		
		(Incl. It 7, 9, 21, 29, 40) .....	1	—
<b>N</b>	580 6386 08	<b>Air Silencer Ass'y .....</b>		
		(Incl. It 7, 9, 21, 29, 40) .....	—	1
<b>6</b>	414 1152 00	Tie-Rap .....	@	—
<b>7</b>	517 2839 00	Grill Intake .....	1	1
<b>8</b>	409 0085 00	Housing Receptacle .....	1	1
<b>9</b>	570 0476 00	Intake Adaptor 34 mm .....	2	—
<b>N</b>	570 0651 00	Intake Adaptor 34 mm .....	—	2
<b>10</b>	414 1615 00	Warning Decal .....	1	1
<b>11</b>	403 9009 00	Fuel Pump .....	1	1
<b>12</b>	732 6000 02	Hex. Screw M6 x 16 .....	1	1
<b>13</b>	414 5548 00	Spring Clip .....	8	8
<b>14</b>	414 4152 00	Spring Clip .....	2	2
<b>15</b>	414 2867 00	Impulse Hose 6.35 mm .....	@	@
<b>16</b>	414 8340 00	Fuel Line .....	@	@
<b>17</b>	— XXX —	Fuel Line 4.76 mm .....	@	@
<b>18</b>	414 2225 00	«T» Fitting .....	1	1
<b>19</b>	414 2224 00	«T» Fitting .....	1	1
<b>20</b>	414 2969 00	Fuel Line 3.18 mm .....	@	@
<b>21</b>	415 0148 00	Air Filter .....	1	1
<b>22</b>	570 1351 00	Grommet .....	1	1
<b>23</b>	414 8657 00	Fuel Filter .....	1	1
<b>24</b>	414 9315 00	Security Label (Shutoff Valve) .....	1	1
<b>25</b>	414 9359 00	Shutoff Valve .....	1	1
<b>26</b>	517 2492 00	Fuel Tank Bracket .....	1	1
<b>N 27</b>	415 0605 00	Primer Valve .....	1	1

Parts marked with «XXX» are not available as spare parts.

Les articles marqués d'un «XXX» ne sont pas disponibles comme pièces de remplacement.

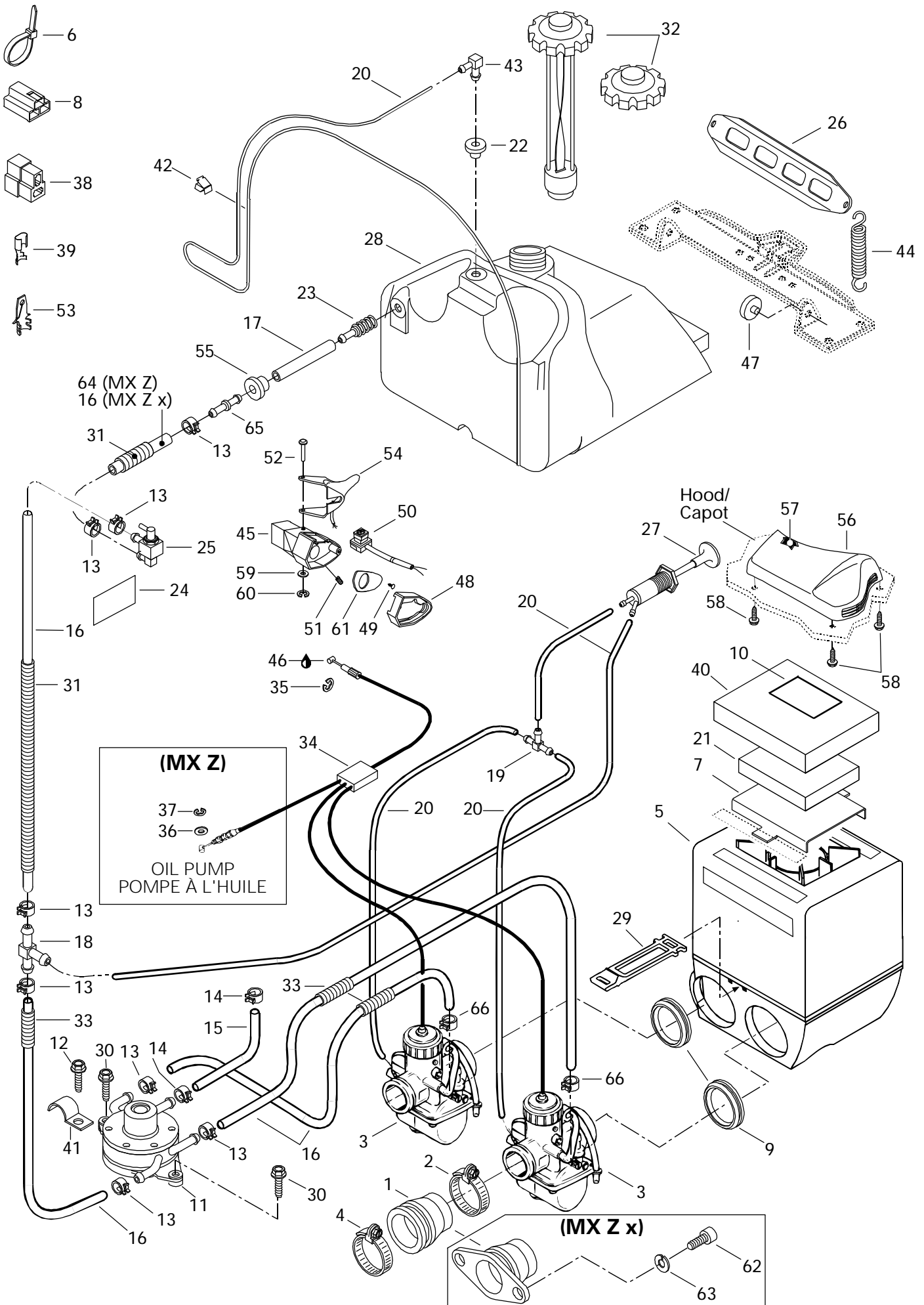




# Fuel System

## Système d'alimentation

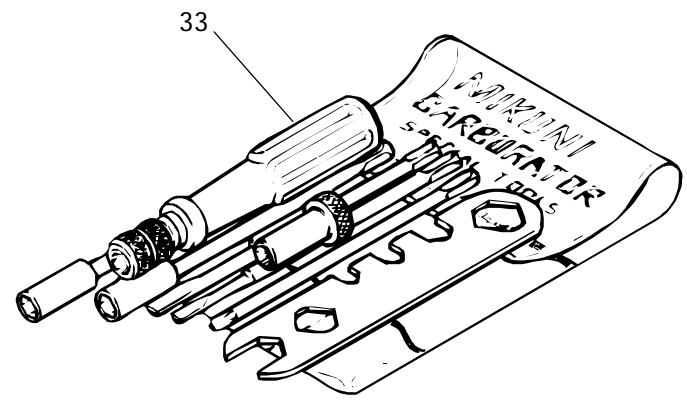
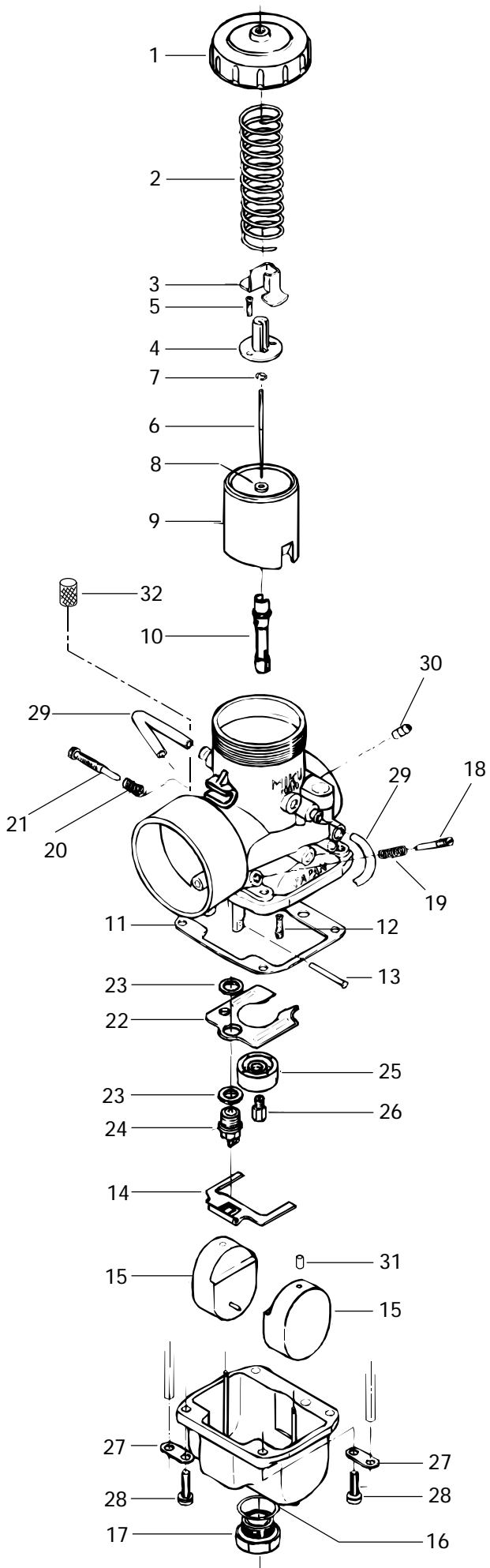
			MX Z 440 LC	MX Z x 440 LC
<b>N 28</b>	572 0931 00	Fuel Tank .....	Réservoir à essence .....	1 -
<b>N</b>	572 0938 00	Fuel Tank .....	Réservoir à essence .....	- 1
<b>29</b>	570 0488 00	Latch .....	Loquet .....	1 1
<b>30</b>	732 6000 05	Hex. Screw Self Tapping .....	Vis hex. autotaraudeuse .....	2 2
<b>31</b>	415 0114 00	Tubing .....	Gaine .....	@ @
<b>N 32</b>	415 0744 00	Cap .....	Bouchon .....	1 -
<b>N</b>	415 0658 00	Cap .....	Bouchon .....	- 1
<b>33</b>	414 6124 00	Tubing .....	Gaine .....	@ @
<b>34</b>	414 9664 01	Throttle Cable and Housing .....	Câble et gaine d'accélérateur .....	1 -
<b>N</b>	415 0676 00	Throttle Cable and Housing .....	Câble et gaine d'accélérateur .....	- 1
<b>35</b>	414 2745 00	Circlip .....	Circlip .....	1 1
<b>36</b>	414 7533 00	Washer .....	Rondelle .....	1 -
<b>37</b>	414 7535 00	Circlip .....	Circlip .....	1 -
<b>38</b>	409 2045 00	Housing Tab .....	Logement raccord .....	@ @
<b>39</b>	561 5032 00	Female Connector .....	Raccord femelle .....	3 3
<b>40</b>	415 0127 00	Exterior Foam .....	Mousse extérieure .....	1 -
<b>N</b>	415 0686 00	Exterior Foam .....	Mousse extérieure .....	- 1
<b>41</b>	414 1760 00	Clip .....	Pince .....	1 1
<b>42</b>	414 2273 00	Clip .....	Pince .....	1 1
<b>43</b>	414 8141 00	Male Connector .....	Raccord mâle .....	1 1
<b>44</b>	517 1821 00	Spring .....	Ressort .....	2 2
<b>N 45</b>	572 0867 00	Throttle Handle Housing .....	Logement de manette d'accélérateur ...	1 1
<b>46</b>	413 7017 00	Dielectric Grease, 3oz .....	Graisse diélectrique, 3oz .....	@ @
<b>47</b>	570 2739 00	Grommet .....	Passe-fils .....	2 2
<b>48</b>	572 0446 00	Throttle Cover .....	Couvercle d'accélérateur .....	1 -
<b>49</b>	414 4732 00	Self Tapping Screw .....	Vis autotaraudeuse .....	1 1
<b>50</b>	414 6127 00	Kill Switch .....	Interrupteur d'urgence .....	1 1
<b>51</b>	414 4408 00	Set Screw .....	Vis de pression .....	1 1
<b>52</b>	414 4387 00	Pin-Lever .....	Goupille-levier .....	1 1
<b>53</b>	561 5034 00	Male Connector .....	Connecteur mâle .....	2 2
<b>N 54</b>	572 0859 00	Heat Throttle Handle Ass'y, (34 mm) ...	Manette d'acc. chauffante ass., (34 mm) ...	1 1
<b>55</b>	570 0455 00	Grommet .....	Passe-fils .....	1 1
<b>56</b>	572 0779 00	Intake Cover .....	Couvercle d'admission .....	1 1
<b>57</b>	414 9726 00	Air Filter .....	Filtre à air .....	1 1
<b>58</b>	365 9011 00	Hex. Tapping Screw .....	Vis hex. autotaraudeuse .....	3 3
<b>59</b>	414 4389 00	Washer .....	Rondelle .....	1 1
<b>60</b>	414 4390 00	Circlip .....	Circlip .....	1 1
<b>N 61</b>	572 0868 00	Plate .....	Plaque .....	1 1
<b>62</b>	222 9820 65	Allen Screw M8 x 20 .....	Vis Allen M8 x 20 .....	- 4





## Fuel System Système d'alimentation

			MX Z 440 LC	MX Z x 440 LC
<b>63</b>	224 7811 40	Lock Washer 8 mm .....	—	4
<b>N 64</b>	415 0584 00	Hose .....	—	@
<b>65</b>	414 5185 00	Male Connector .....	1	—
	414 5806 00	Male Connector .....	—	1
<b>66</b>	414 4207 00	Spring Clip .....	2	2
		Rondelle-frein 8 mm .....	—	4
		Boyau .....	—	@
		Raccord mâle .....	1	—
		Raccord mâle .....	—	1
		Bride à ressort .....	2	2

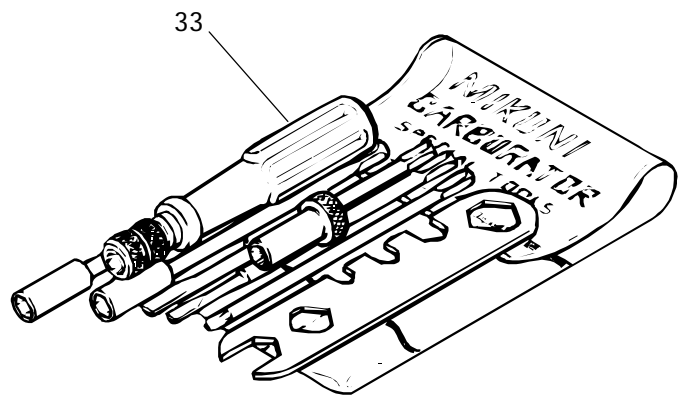
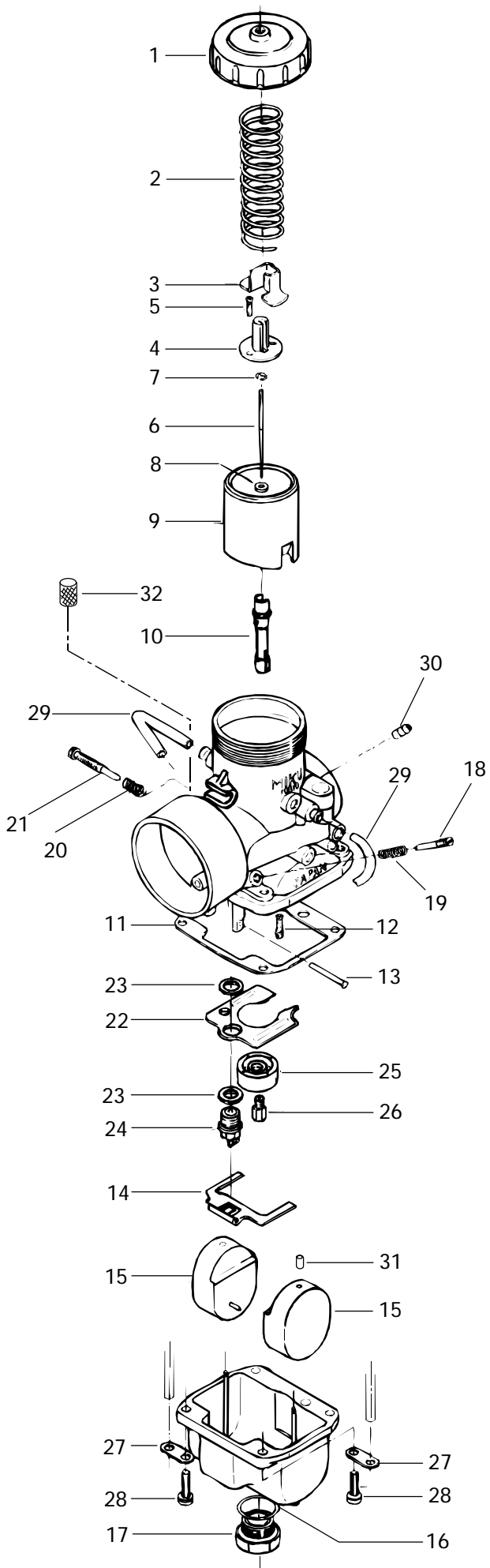






# Carburetors Carburateurs

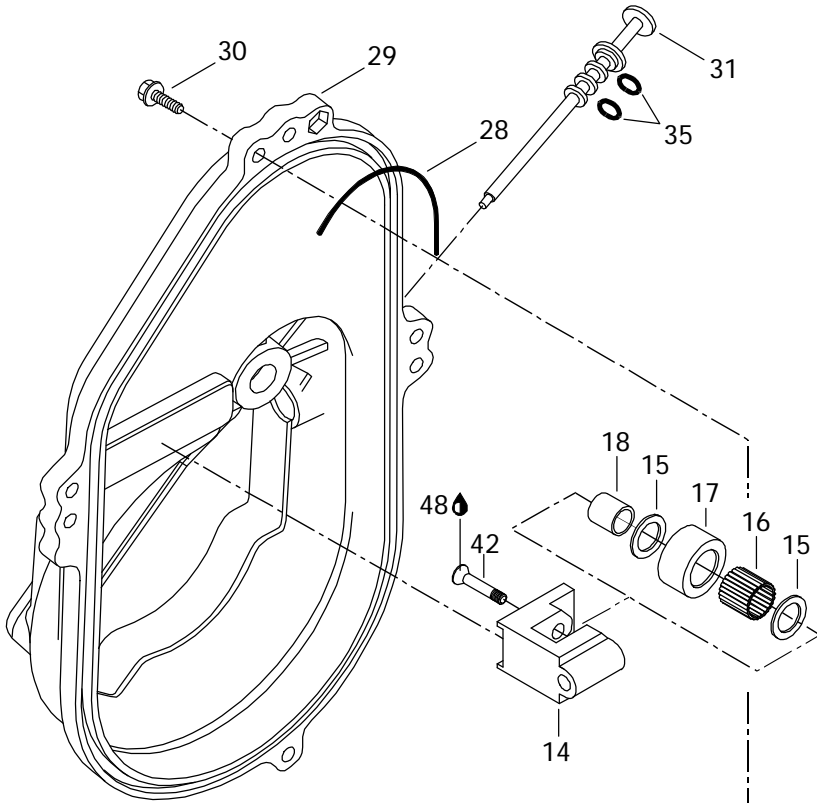
			MX Z 440 LC	MX Z x 440 LC	
<b>N 1→32</b>	403 1307 00	<b>VM 34-492 Carburetor</b> (PTO Side) ...	<b>Carburateur VM 34-492</b> (coté PDM)	1	—
<b>N</b>	403 1308 00	<b>VM 34-493 Carburetor</b> (MAG Side) ...	<b>Carburateur VM 34-493</b> (coté MAG)	1	—
<b>N 1→32</b>	403 1333 00	<b>VM 34-498 Carburetor</b> (PTO Side) ...	<b>Carburateur VM 34-498</b> (coté PDM)	—	1
<b>N</b>	403 1334 00	<b>VM 34-499 Carburetor</b> (MAG Side) ...	<b>Carburateur VM 34-499</b> (coté MAG)	—	1
<b>1</b>	404 1037 00	Cover .....	Couvercle .....	2	2
<b>2</b>	404 1548 00	Throttle Valve Spring .....	Ressort du tiroir d'accélérateur .....	2	2
<b>3</b>	404 1221 00	Locking Device .....	Dispositif de verrouillage .....	2	2
<b>4</b>	404 1229 00	Connector .....	Raccord .....	2	2
<b>5</b>	404 1213 00	Screw with Lock Washer .....	Vis avec rondelle-frein .....	4	4
<b>6</b>	404 1572 00	Jet Needle J8-6FJ43 .....	Aiguille J8-6FJ43 .....	2	2
<b>7</b>	404 1524 00	Retaining Ring .....	Pince de retenue .....	2	2
<b>8</b>	404 1170 00	Packing .....	Joint tampon .....	2	2
<b>9</b>	404 1284 00	Throttle Valve 2.5 .....	Tiroir d'accélérateur 2.5 .....	2	2
<b>10</b>	404 1208 00	Needle Jet NJ 159-P-8 .....	Gicleur d'aiguille NJ 159-P-8 .....	2	2
<b>11</b>	404 1042 00	Gasket .....	Joint d'étanchéité de la cuve .....	2	2
<b>12</b>	404 1091 00	Pilot Jet PJ 40 .....	Gicleur du ralenti PJ 40 .....	2	—
	404 1094 00	Pilot Jet PJ 45 .....	Gicleur du ralenti PJ 45 .....	—	2
<b>13</b>	404 1033 00	Float Arm Pin .....	Goupille de levier de flotteur .....	2	2
<b>14</b>	404 1076 00	Float Arm .....	Levier du flotteur .....	2	2
<b>15</b>	404 1071 00	Float .....	Flotteur .....	4	4
<b>16</b>	404 1073 00	O-Ring .....	Joint torique .....	2	2
<b>17</b>	404 1074 00	Plug Screw .....	Bouchon d'accès .....	—	2
	404 1445 00	Plug Screw .....	Bouchon d'accès .....	2	—
<b>18</b>	404 1490 00	Idle Adjusting Screw .....	Vis du mélange de ralenti .....	2	2
<b>19</b>	404 1398 00	Spring, (Idle Adjusting Screw) .....	Ressort, (vis du mélange de ralenti) ...	2	2
<b>20</b>	404 1017 00	Spring, (Throttle Stop Screw) .....	Ressort, (vis du ralenti) .....	2	2
<b>21</b>	404 1252 00	Throttle Stop Screw .....	Vis du ralenti .....	2	2
<b>22</b>	404 1096 00	Baffle Plate .....	Chicane .....	2	2
<b>23</b>	404 1016 00	Gasket Washer .....	Joint d'étanchéité .....	4	4
<b>24</b>	404 1474 00	Needle Valve .....	Soupape d'admission .....	2	2
<b>25</b>	404 1109 00	Baffle Ring .....	Bague de chicane .....	2	2
<b>26</b>	404 1002 00	Main Jet 240 (PTO) .....	Gicleur principal 240 (PDM) .....	1	—
	404 1006 00	Main Jet 260 (PTO) .....	Gicleur principal 260 (PDM) .....	—	1
	404 1191 00	Main Jet 210 (MAG) .....	Gicleur principal 210 (MAG) .....	1	—
	404 1003 00	Main Jet 250 (MAG) .....	Gicleur principal 250 (MAG) .....	—	1
<b>27</b>	404 1030 00	Tube Retainer Plate .....	Guide du tuyau d'aération .....	4	4
<b>28</b>	404 1020 00	Screw with Lock Washer .....	Vis et rondelle-frein .....	8	8
<b>29</b>	404 1098 00	Vent Tube .....	Tuyau d'aération .....	4	4



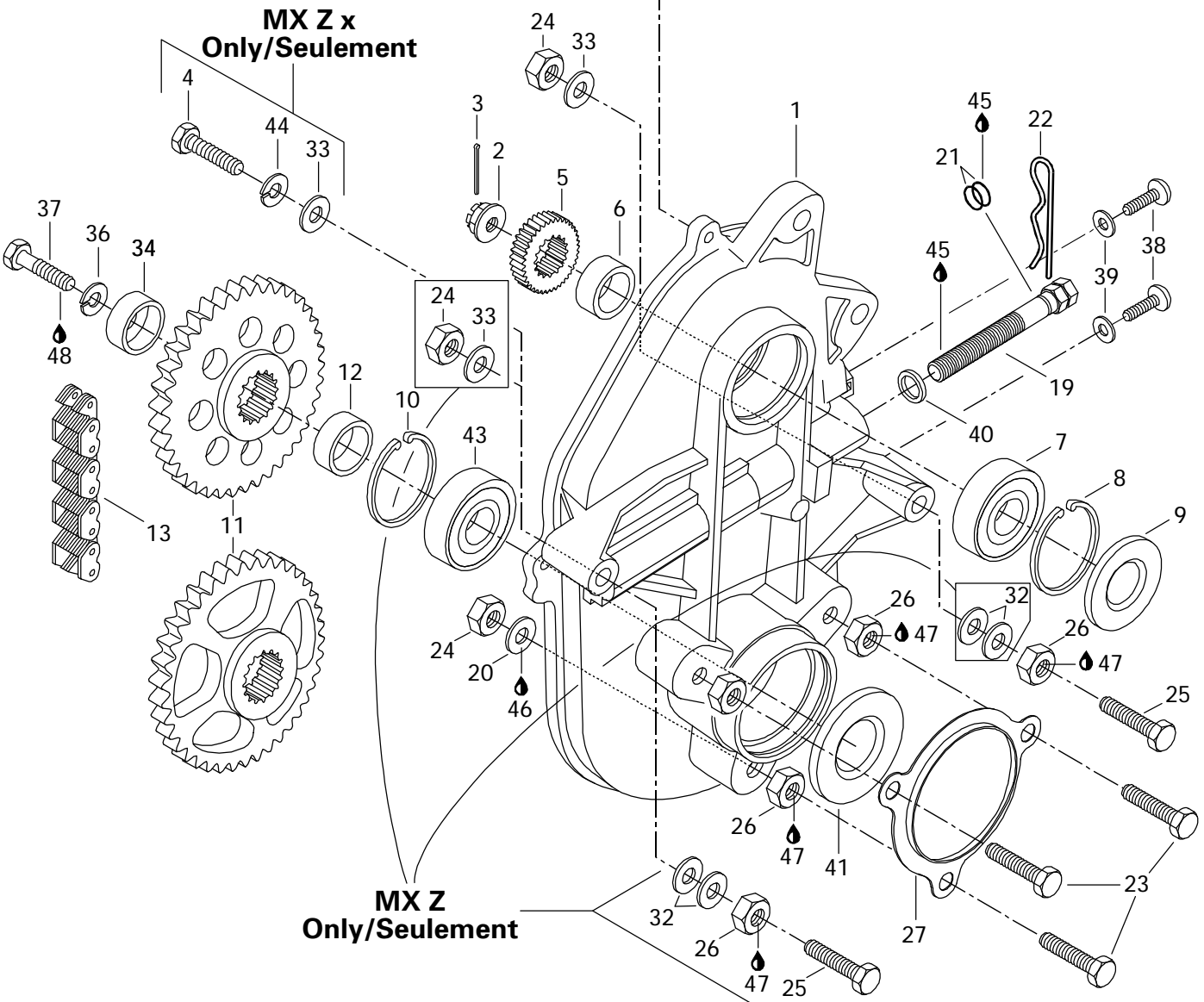


## Carburetors Carburateurs

			MX Z 440 LC	MX Z x 440 LC
<b>30</b>	404 1534 00	Nipple .....	Adapteur d'amorceur .....	2 2
<b>31</b>	404 1058 00	Cap .....	Capuchon .....	4 4
<b>N 32</b>	404 1589 00	Filter .....	Filtre .....	2 2
<b>33</b>	404 1120 00	<b>Tool Kit</b> .....	<b>Ens. d'outils</b> .....	1 1
<b>N 34</b>	861 7570 00	<b>High Altitude Kit</b> , (Not Shown).....	<b>Ens. de haute altitude</b> , (non illustré)	Opt –



**MX Z x  
Only/Seulement**



**MX Z  
Only/Seulement**

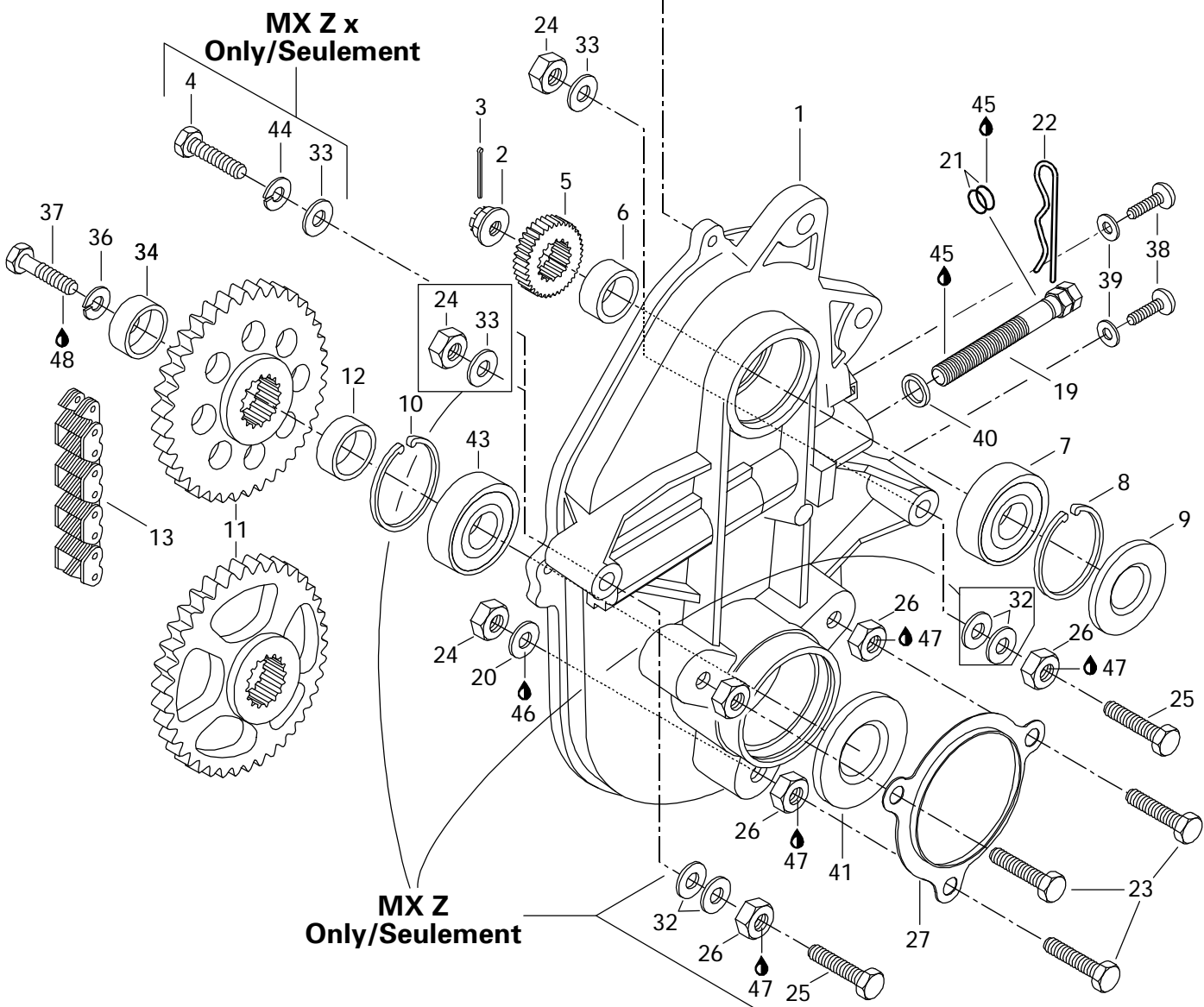
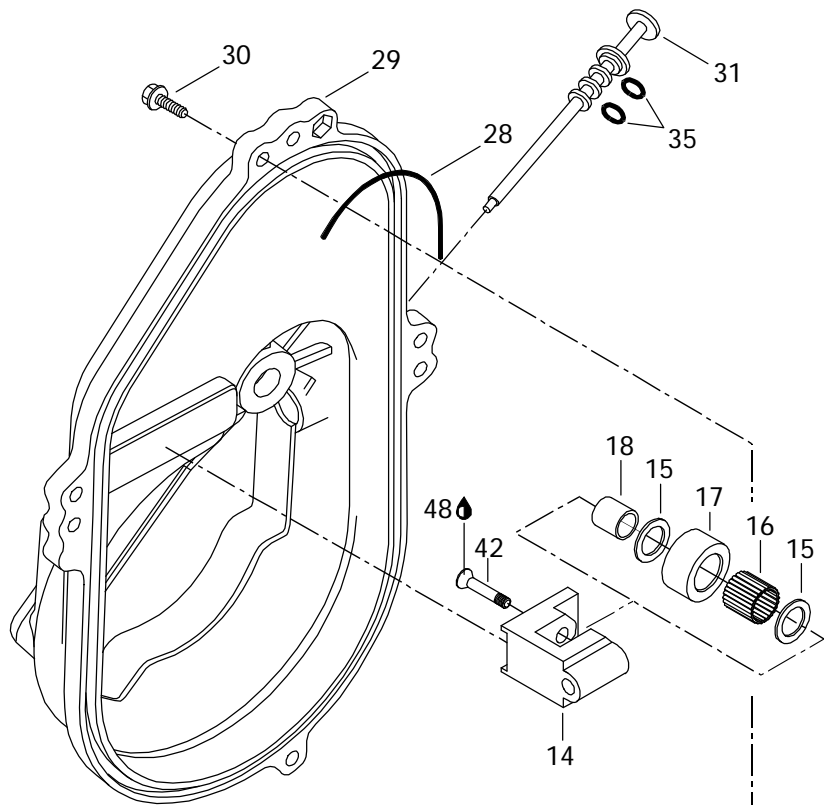


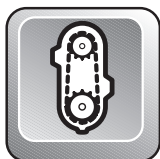
## Chaincase Carter de chaîne

			MX Z 440 LC	MX Z x 440 LC
<b>N 1</b>	504 1479 00	Chaincase .....	—	1
<b>N</b>	504 1447 00	Chaincase .....	1	—
<b>2</b>	732 6100 12	Castellated Nut M20 .....	1	1
<b>3</b>	371 0063 00	Cotter Pin .....	1	1
<b>4</b>	222 0055 65	Hex. Screw M10 x 55 .....	—	1
<b>5</b>	504 0854 00	23 Tooth Sprocket (Large).....	1	1
<b>6</b>	504 0934 00	Shim .....	1	1
<b>7</b>	405 4044 00	Ball Bearing 6205 .....	1	—
	405 4045 00	Ball Bearing 6205 .....	—	1
<b>8</b>	371 9017 00	Retaining Ring .....	1	1
<b>9</b>	414 5312 00	Seal .....	1	—
	414 8768 00	Seal .....	—	1
<b>10</b>	414 7849 00	Retaining Ring .....	1	—
<b>N</b>	415 0643 00	Retaining Ring .....	—	1
<b>11</b>	504 0855 00	44 Tooth Sprocket Large.....	1	—
<b>N</b>	504 1485 00	43 Tooth Sprocket Large.....	—	1
<b>12</b>	501 0218 00	Inner Shim.....	1	1
<b>13</b>	412 1067 00	Drive Chain Large, (72 Links) .....	1	1
<b>14</b>	504 0810 00	Chain Tensioner .....	1	1
<b>15</b>	504 0803 00	Washer .....	2	2
<b>16</b>	405 4030 00	Needle Bearing .....	1	1
<b>17</b>	414 5313 00	Roller.....	1	1
<b>18</b>	504 0802 00	Bushing .....	1	1
<b>N 19</b>	— XXX —	Tensioner Adjustment Screw .....	1	1
<b>20</b>	732 9000 20	Copper Washer 10 mm .....	3	3
<b>21</b>	414 4844 00	O-Ring .....	1	2
<b>22</b>	414 5756 00	Hair Pin .....	1	1
<b>23</b>	732 6011 12	Hex. Screw M10 x 40 .....	3	—
	— XXX —	Hex. Screw M10 x 45 .....	—	3
<b>24</b>	228 5010 45	Nut Elastic M10 .....	5	4
<b>25</b>	732 6011 11	Hex. Screw M10 x 70 .....	2	1
<b>26</b>	504 0838 00	Spacer .....	5	4
<b>27</b>	501 0221 00	Protector .....	1	1
<b>28</b>	414 3623 00	O-Ring .....	1	1

Parts marked with «XXX» are not available as spare parts.

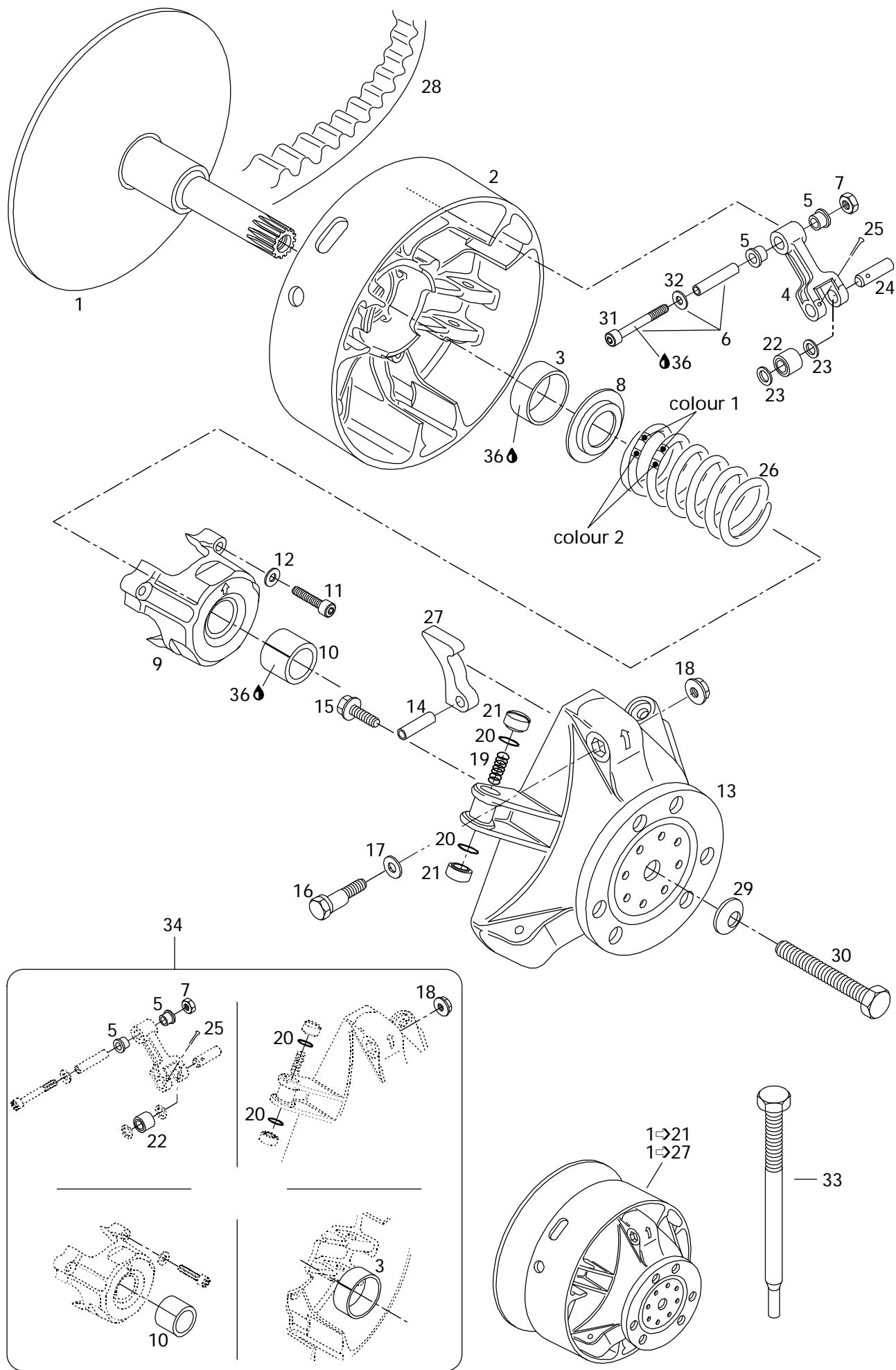
Les articles marqués d'un «XXX» ne sont pas disponibles comme pièces de remplacement.



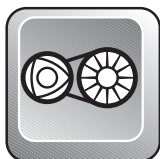


## Chaincase Carter de chaîne

			MX Z 440 LC	MX Z x 440 LC
<b>29</b>	080 0371 00	Chaincase Cover .....	1	—
<b>N</b>	080 0406 00	Chaincase Cover .....	—	1
<b>30</b>	732 6000 04	Taptite Hex. Screw M6 x 30 .....	4	4
<b>N 31</b>	572 0927 00	Filler Cap .....	1	1
<b>32</b>	504 0737 00	Washer .....	@	—
<b>33</b>	224 0012 11	Flat Washer 10 mm .....	2	2
<b>34</b>	501 0224 00	Cap .....	1	1
<b>35</b>	414 9694 00	O-Ring .....	2	2
<b>36</b>	224 7011 88	Lock Washer 10 mm .....	1	1
<b>37</b>	222 0025 65	Hex. Screw M10 x 25 .....	1	1
<b>38</b>	732 6011 32	Allen Screw M8 x 10 .....	2	—
<b>39</b>	504 0829 00	Washer .....	2	—
<b>40</b>	224 0012 11	Flat Washer 10 mm .....	1	1
<b>41</b>	581 0565 00	Oil Seal .....	1	—
<b>N</b>	581 1285 00	Oil Seal .....	—	1
<b>42</b>	732 6011 44	Screw .....	1	1
<b>43</b>	405 4039 00	Ball Bearing 6206 .....	1	—
<b>N</b>	405 4085 00	Ball Bearing .....	—	1
<b>44</b>	224 7011 80	Lock Washer 10 mm .....	—	1
<b>45</b>	413 7061 00	Lithium Grease, 400gr .....	@	@
<b>46</b>	413 7027 00	Loctite 515, Paste Gasket, 50ml .....	@	@
<b>47</b>	413 7030 00	Loctite 242, 10cc .....	@	@
<b>48</b>	413 7074 00	Loctite 271, 10cc .....	@	@

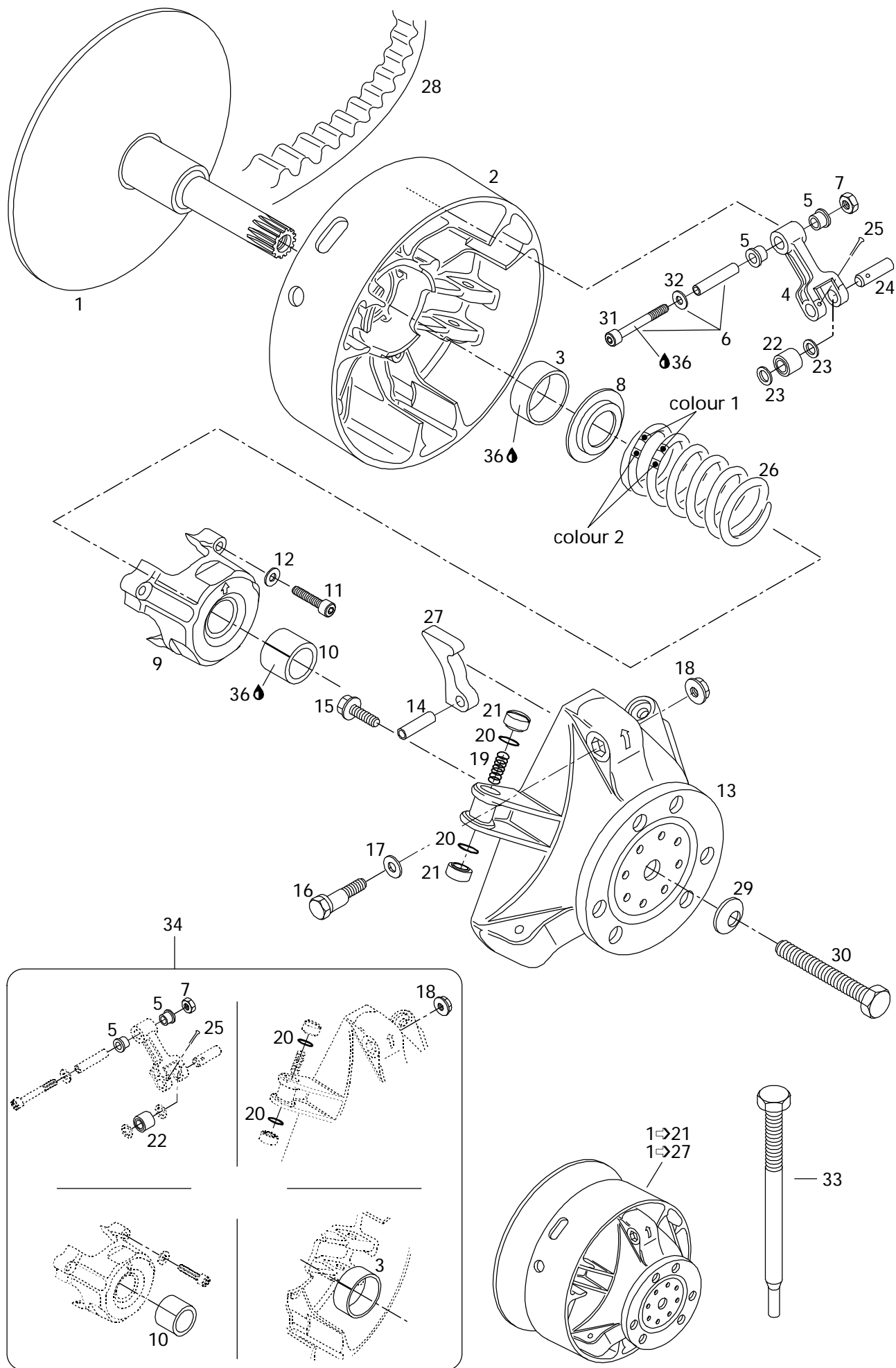


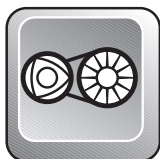




# Drive Pulley Poulie motrice

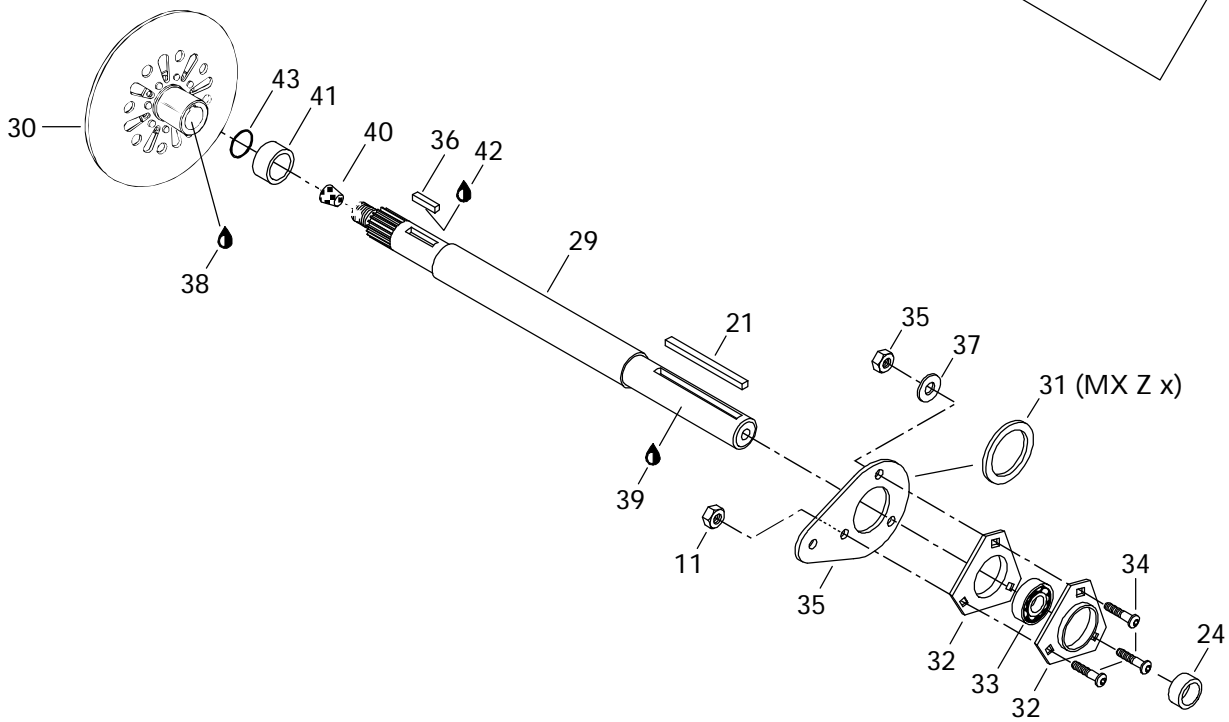
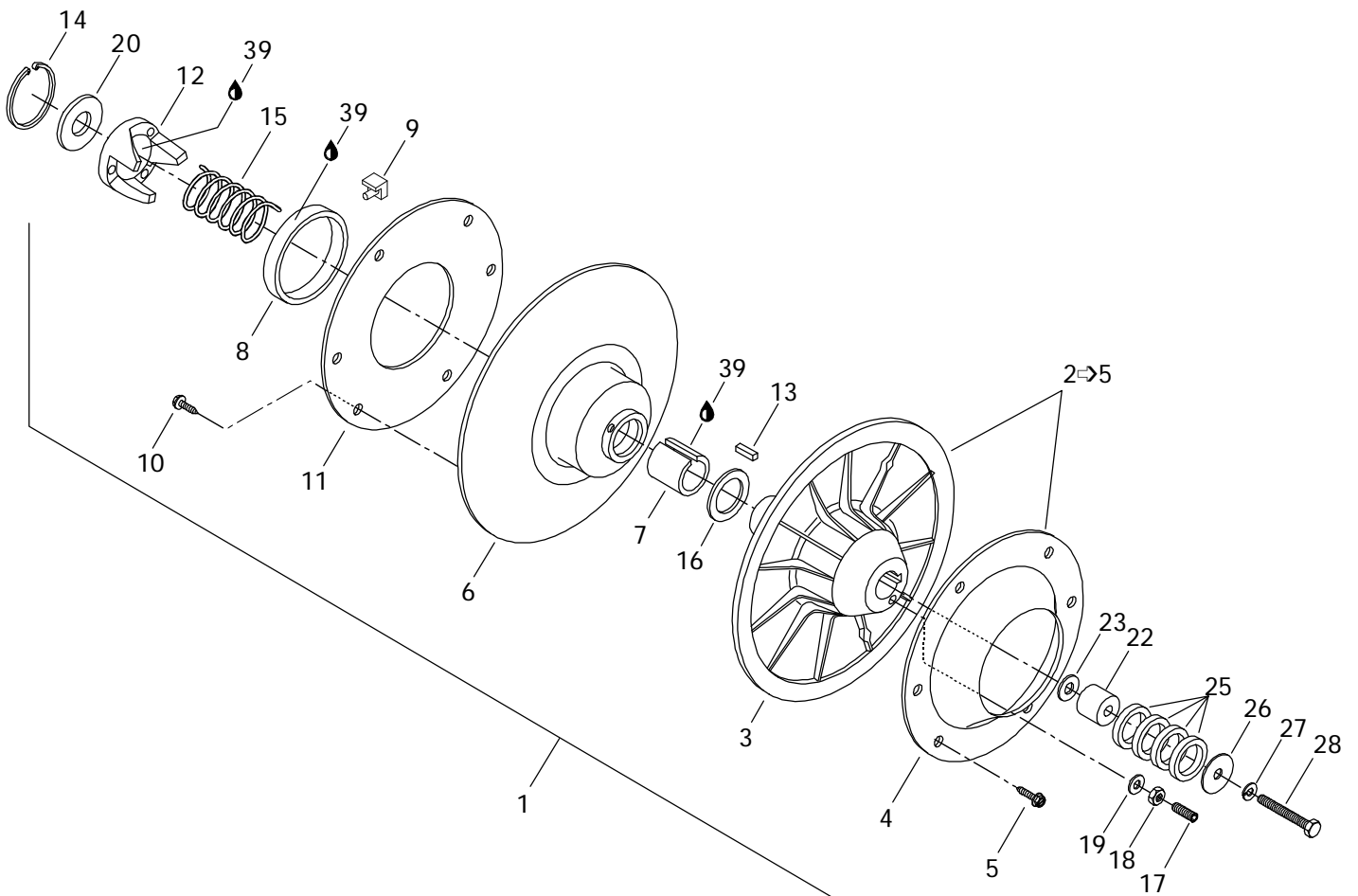
		MX Z 440 LC	MX Z x 440 LC
<b>N 1</b> → <b>21</b>	417 2160 00	<b>Drive Pulley Ass'y</b> .....	<b>Poulie motrice ass.</b> .....
<b>N 1</b> → <b>27</b>	417 2166 00	<b>Drive Pulley Ass'y</b> .....	<b>Poulie motrice ass.</b> .....
		(Incl. It 22, 23, 24, 25, 26, 27) .....	(incl. it 22, 23, 24, 25, 26, 27) .....
<b>N 1</b>	417 0035 05	<b>Inner Half Ass'y</b> .....	<b>Demi-poulie fixe ass.</b> .....
<b>N</b>	417 0035 01	<b>Inner Half Ass'y</b> .....	<b>Demi-poulie fixe ass.</b> .....
<b>N 2</b> → <b>3</b>	417 0037 02	<b>Outer Half Ass'y</b> .....	<b>Demi-poulie coulissante ass.</b> .....
<b>N</b>	417 0037 01	<b>Outer Half Ass'y</b> .....	<b>Demi-poulie coulissante ass.</b> .....
<b>N 3</b>	417 0042 01	Bushing Outer Half .....	Douille de demi-poulie coulissante ...
<b>N 4</b> → <b>5</b>	417 0038 01	<b>Lever Ass'y</b> .....	<b>Levier ass.</b> .....
<b>N 5</b>	417 0043 05	Flanged Bushing .....	Douille à épaulement .....
<b>N 6</b>	417 0048 00	<b>Fitting Screw Ass'y</b> (Incl. 31, 32) ....	<b>Vis d'ajustement ass.</b> (Incl. 31, 32) ..
<b>7</b>	228 5610 45	Hex. Elastic Nut M6 .....	Écrou hex. élastique M6 .....
<b>N 8</b>	417 0050 00	Spring Seat .....	Siège du ressort .....
<b>N 9</b> → <b>10</b>	417 0040 00	<b>Spring Cover Ass'y</b> .....	<b>Couvercle de ressort ass.</b> .....
<b>N 10</b>	417 0045 01	Bushing Spring Cover .....	Douille de couvercle de ressort .....
<b>N 11</b>	222 9640 66	Socket Head Screw M6 x 40 .....	Vis Allen M6 x 40 .....
<b>12</b>	420 2453 70	Friction-Washer 6 mm .....	Rondelle de friction 6 mm .....
<b>N 13</b>	417 0047 00	Governor Cup .....	Cuvette du régulateur .....
<b>N</b>	417 0047 02	Governor Cup .....	Cuvette du régulateur .....
<b>N 14</b>	732 8040 09	Roll Pin M8 x 24 .....	Goupille ressort M8 x 24 .....
<b>N 15</b>	732 6012 49	Hex. Locking Screw M6 x 18 .....	Vis de blocage hex. M6 x 18 .....
<b>N 16</b>	417 0055 00	Calibration Screw .....	Vis de calibration .....
<b>N 17</b>	417 0056 00	Washer .....	Rondelle .....
<b>N 18</b>	228 4670 45	Locking Nut M6 .....	Écrou de blocage M6 .....
<b>N 19</b>	417 0057 00	Spring .....	Ressort .....
<b>N 20</b>	732 4010 30	O-Ring .....	Joint torique .....
<b>N 21</b>	417 0058 00	Slider Shoe .....	Glissière .....
<b>N</b>	417 0058 01	Slider Shoe .....	Glissière .....
<b>N 22</b>	417 0039 01	Roller Ass'y .....	Rouleau ass. .....
<b>N 23</b>	417 0043 02	Thrust Washer .....	Rondelle de butée .....
<b>N 24</b>	417 0043 03	Pin .....	Goupille .....
<b>N 25</b>	732 9580 01	Cotter Pin .....	Goupille fendue .....
<b>26</b>	414 9914 00	Spring (Pink/White) .....	Ressort (rose/blanc) .....
<b>N</b>	415 0748 00	Spring (Pink/Pink) .....	Ressort (rose/rose) .....
<b>N 27</b>	417 0052 83	Ramp 283 .....	Rampe 283 .....
<b>N</b>	417 0052 85	Ramp 285 .....	Rampe 285 .....
<b>28</b>	414 8607 00	Drive Belt .....	Courroie d'entraînement .....
<b>29</b>	732 9000 21	Conical Spring Washer .....	Rondelle ressort conique .....
<b>30</b>	417 1200 00	Drive Pulley Bolt .....	Vis de poulie motrice .....

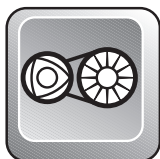




## Drive Pulley Poulie motrice

				MX Z 440 LC	MX Z x 440 LC
<b>31</b>	222 9650 65	Socket Screw M6 x 50.....	Vis allen M6 x 50.....	3	3
<b>32</b>	224 0611 51	Washer Flat 6 mm .....	Rondelle plate 6 mm .....	3	3
<b>33</b>	529 0079 00	Puller Inner Half .....	Extracteur de demi-poulie fixe .....	1	1
<b>N 34</b>	417 0061 00	<b>Clutch Repair Kit .....</b>	<b>Ens. de réparation pour embrayage ....</b>	1	1
<b>N 35</b>	861 7570 00	<b>High Altitude Kit</b> (Not Shown).....	<b>Ens. Haute altitude</b> (non ill.) .....	1	—
<b>36</b>	413 7031 00	Loctite 609, 10 c.c.....	Loctite 609, 10 c.c. ....	@	@



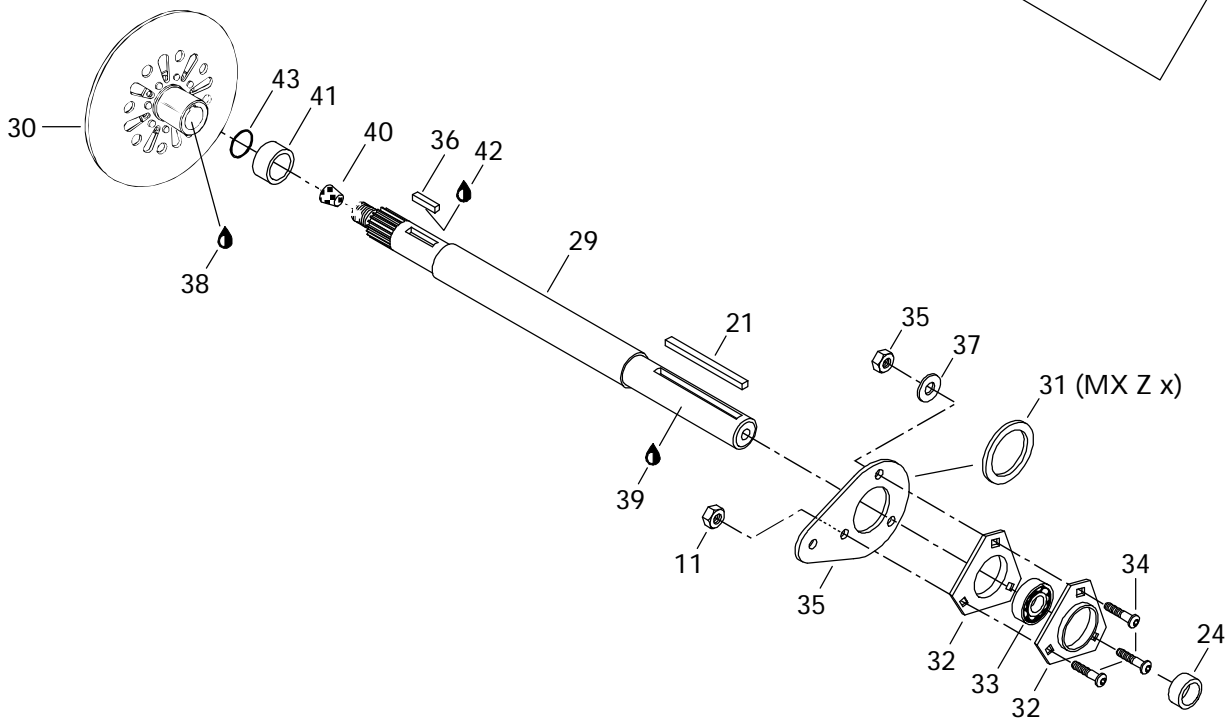
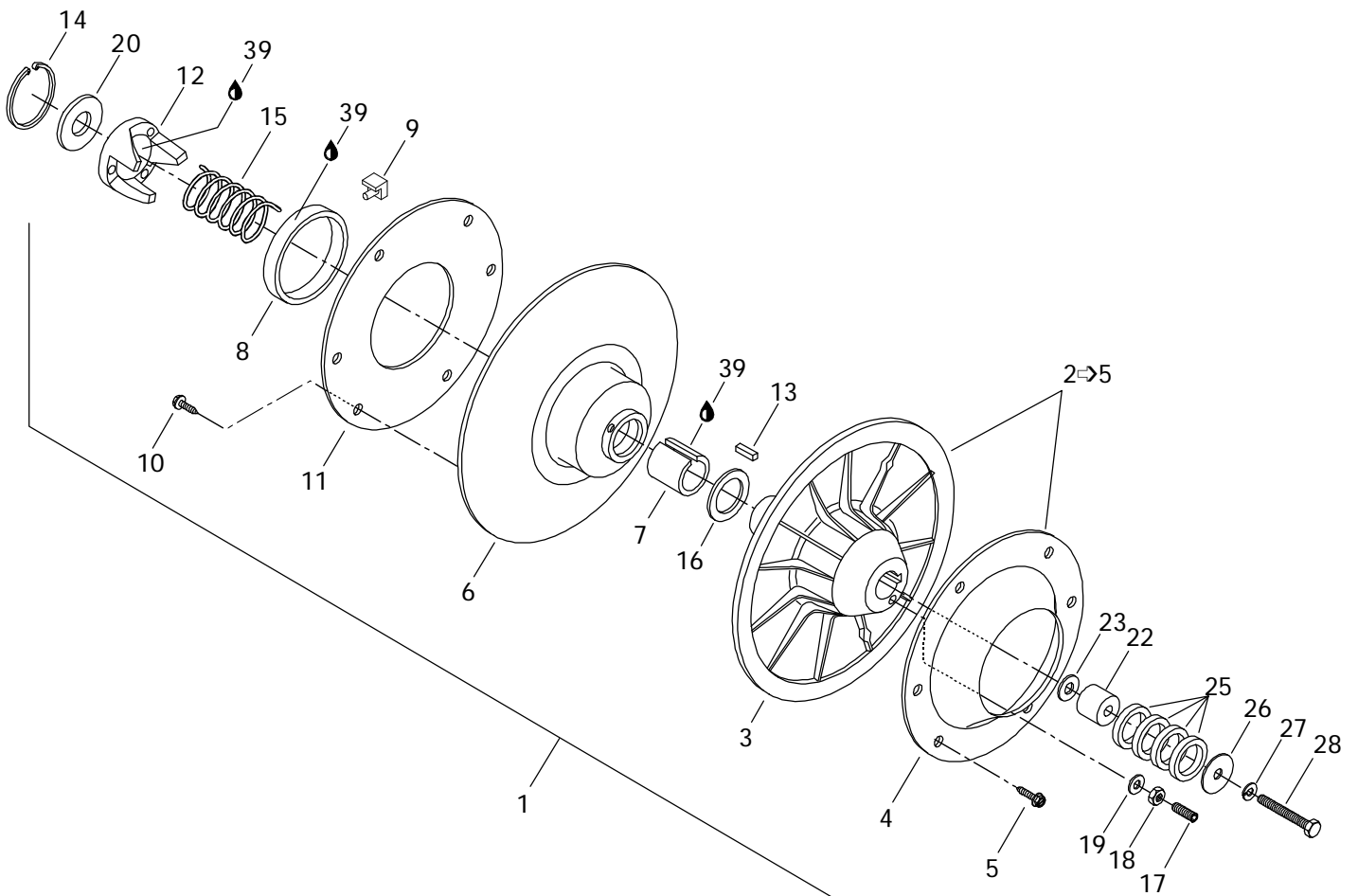


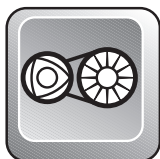
## Driven Pulley Poulie menée

			MX Z 440 LC	MX Z x 440 LC
<b>N 1</b>	— XXX —	<b>Driven Pulley Ass'y</b> .....	<b>Poulie menée ass.</b> .....	1 1
<b>2-5</b>	504 1422 00	<b>Fixed Half Pulley Ass'y</b> .....	<b>Demi-poulie fixe ass.</b> .....	1 —
<b>N</b>	417 1218 00	<b>Fixed Half Pulley Ass'y</b> .....	<b>Demi-poulie fixe ass.</b> .....	— 1
<b>3</b>	504 1416 00	Fixed Half Pulley .....	Demi-poulie fixe .....	1 —
<b>N</b>	417 1219 00	Fixed Half Pulley .....	Demi-poulie fixe .....	— 1
<b>4</b>	504 1420 00	Cup .....	Coupole .....	1 1
<b>5</b>	732 6010 67	Hex. Tapping Screw M5 x 11 .....	Vis autotaraudeuse M5 x 11 .....	6 6
<b>N 6-11</b>	504 1440 00	<b>Sliding Pulley Ass'y</b> .....	<b>Demi-poulie coulissante ass.</b> .....	1 —
<b>N</b>	417 1221 00	<b>Sliding Pulley Ass'y</b> .....	<b>Demi-poulie coulissante ass.</b> .....	— 1
<b>7</b>	415 0112 00	Bushing .....	Douille .....	1 1
<b>8</b>	414 8766 00	Bushing Garlock .....	Coussinet Garlock .....	1 1
<b>9</b>	414 9180 00	Cam Slider Shoe .....	Glissière de came .....	3 —
<b>N</b>	415 0641 00	Cam Slider Shoe .....	Glissière de came .....	— 3
<b>10</b>	732 6010 67	Hex. Tapping Screw M5 x 11 .....	Vis hex. autotaraudeuse M5 x 11 .....	6 6
<b>11</b>	504 1421 00	Ring .....	Cerceau .....	1 1
<b>12</b>	504 0960 00	Cam 44° .....	Came 44° .....	1 —
<b>N</b>	417 1222 00	Cam 40°/44° .....	Came 40°/44° .....	— 1
<b>13</b>	414 8208 00	Key .....	Clavette .....	1 1
<b>14</b>	371 9031 00	Circlip .....	Circlip .....	1 1
<b>15</b>	414 5589 00	Release spring (Beige) .....	Ressort de rappel (beige) .....	1 1
<b>16</b>	504 1419 00	Thrust Washer .....	Rondelle d'appui .....	1 1
<b>17</b>	223 5630 65	Socket Screw M6 x 30 .....	Vis allen M6 x 30 .....	3 3
<b>18</b>	228 0610 45	Nut Hex. M6 .....	Écrou hex. M6 .....	3 3
<b>19</b>	420 2453 70	Washer .....	Rondelle .....	3 3
<b>20</b>	504 1418 00	Washer .....	Rondelle .....	— 1
<b>21</b>	414 5813 00	Key .....	Clavette .....	1 —
<b>22</b>	504 0916 00	Counter Shaft Extension .....	Rallonge d'arbre de renvoi .....	1 —
<b>23</b>	224 0812 01	Washer Flat .....	Rondelle plate .....	@ —
<b>24</b>	504 1283 00	Shim .....	Cale .....	1 —
<b>N</b>	504 1490 00	Shim .....	Cale .....	— 1
<b>25</b>	504 1082 00	Shim .....	Cale .....	4 —
<b>26</b>	517 0787 00	Washer .....	Rondelle .....	1 —
<b>N</b>	517 2933 00	Washer .....	Rondelle .....	— 1
<b>27</b>	224 7811 40	Lock Washer 8 mm .....	Rondelle-frein 8 mm .....	1 1

Parts marked with «XXX» are not available as spare parts.

Les articles marqués d'un «XXX» ne sont pas disponibles comme pièces de remplacement.





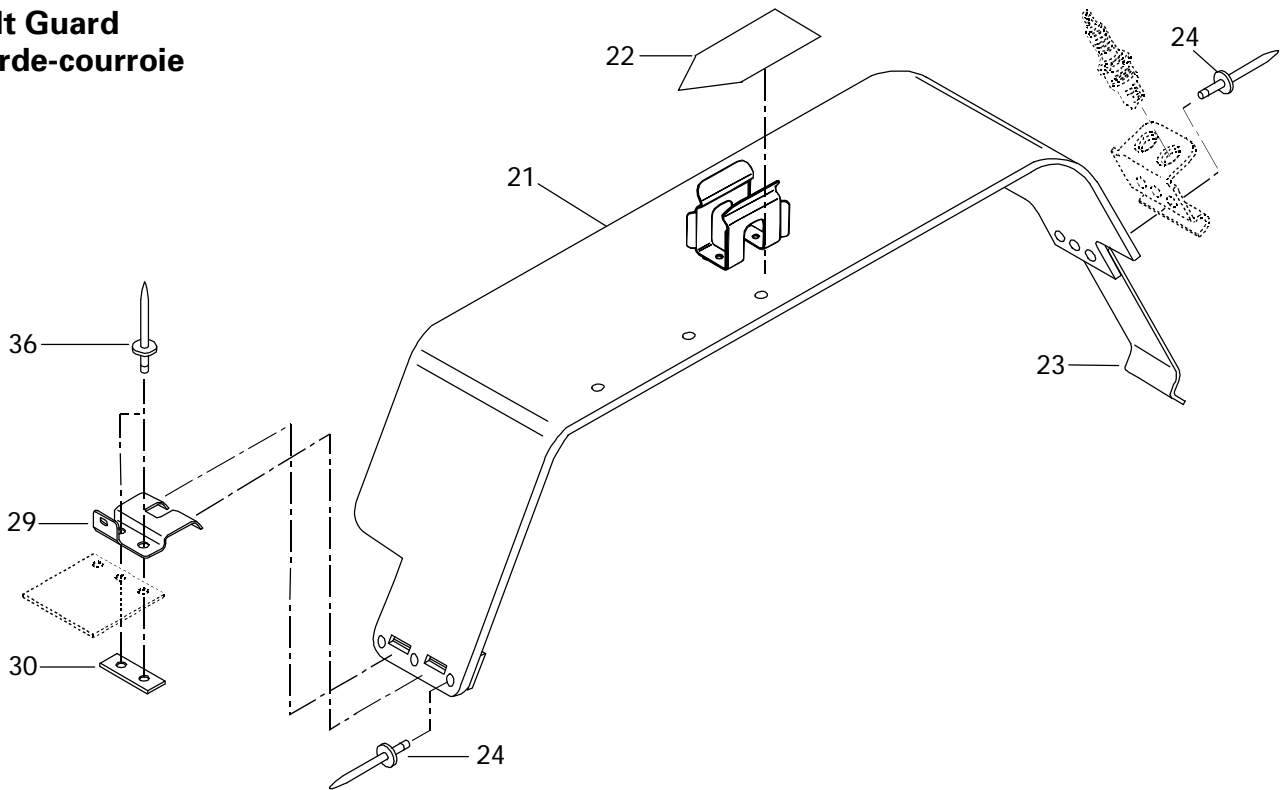
## Driven Pulleys Poulies menées

				MX Z 440 LC	MX Z x 440 LC
<b>28</b>	222 0875 65	Hex. Screw M8 x 75 .....	Vis hex. M8 x 75 .....	—	1
	222 0865 65	Hex. Screw M8 x 65 .....	Vis hex. M8 x 65 .....	1	—
<b>29</b>	504 1394 00	Countershaft .....	Arbre de renvoi .....	1	—
<b>N</b>	504 1478 00	Countershaft .....	Arbre de renvoi .....	—	1
<b>N 30</b>	507 0307 00	Brake Disk Ass'y .....	Disque de frein ass. ....	1	—
<b>N</b>	507 0309 00	Brake Disk Ass'y .....	Disque de frein ass. ....	—	1
<b>31</b>	501 0223 00	Pulley Spacer .....	Entretoise de poulie .....	1	—
<b>N</b>	507 0312 00	Spacer .....	Entretoise .....	—	1
<b>32</b>	501 0250 00	Flange .....	Flasque .....	2	2
<b>33</b>	405 4083 00	Ball Bearing .....	Roulement à billes .....	1	—
	405 4082 00	Ball Bearing .....	Roulement à billes .....	—	1
<b>34</b>	732 6011 56	Screw M8 x 25 .....	Vis M8 x 25 .....	3	3
<b>35</b>	228 5810 45	Elastic Nut M8 .....	Écrou élastique M8 .....	3	3
<b>36</b>	507 0213 00	Key .....	Clavette .....	1	1
<b>37</b>	224 0811 71	Washer 8 mm .....	Rondelle 8 mm .....	1	1
<b>38</b>	413 7010 00	Loctite 767, Antiseize Lube, 12 oz. ....	Loctite 767, lubrifiant antigrippage, 12 oz. ..	@	@
<b>39</b>	413 7031 00	Loctite 609, 10 c.c. ....	Loctite 609, 10 c.c. ....	@	@
<b>40</b>	414 7848 00	Cork .....	Bouchon de liège .....	1	1
<b>N 41</b>	507 0311 00	Spacer .....	Entretoise .....	—	1
<b>42</b>	— XXX —	Loctite 277, 50 c.c. ....	Loctite 277, 50 c.c. ....	@	@
<b>43</b>	414 8767 00	O-Ring .....	Joint torique .....	—	1

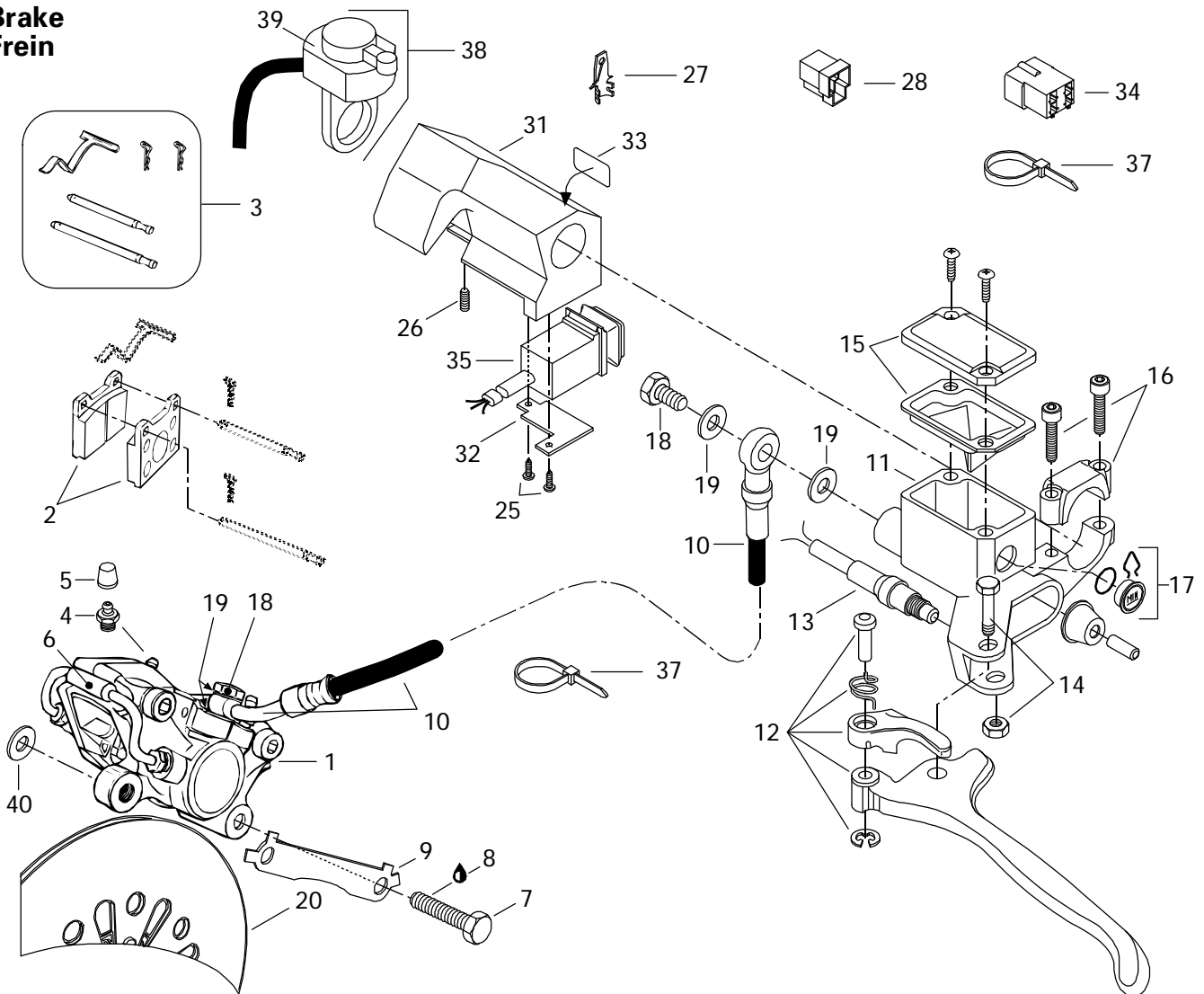
Parts marked with «XXX» are not available as spare parts.

Les articles marqués d'un «XXX» ne sont pas disponibles comme pièces de remplacement.

# Belt Guard Garde-courroie



# Brake Frein







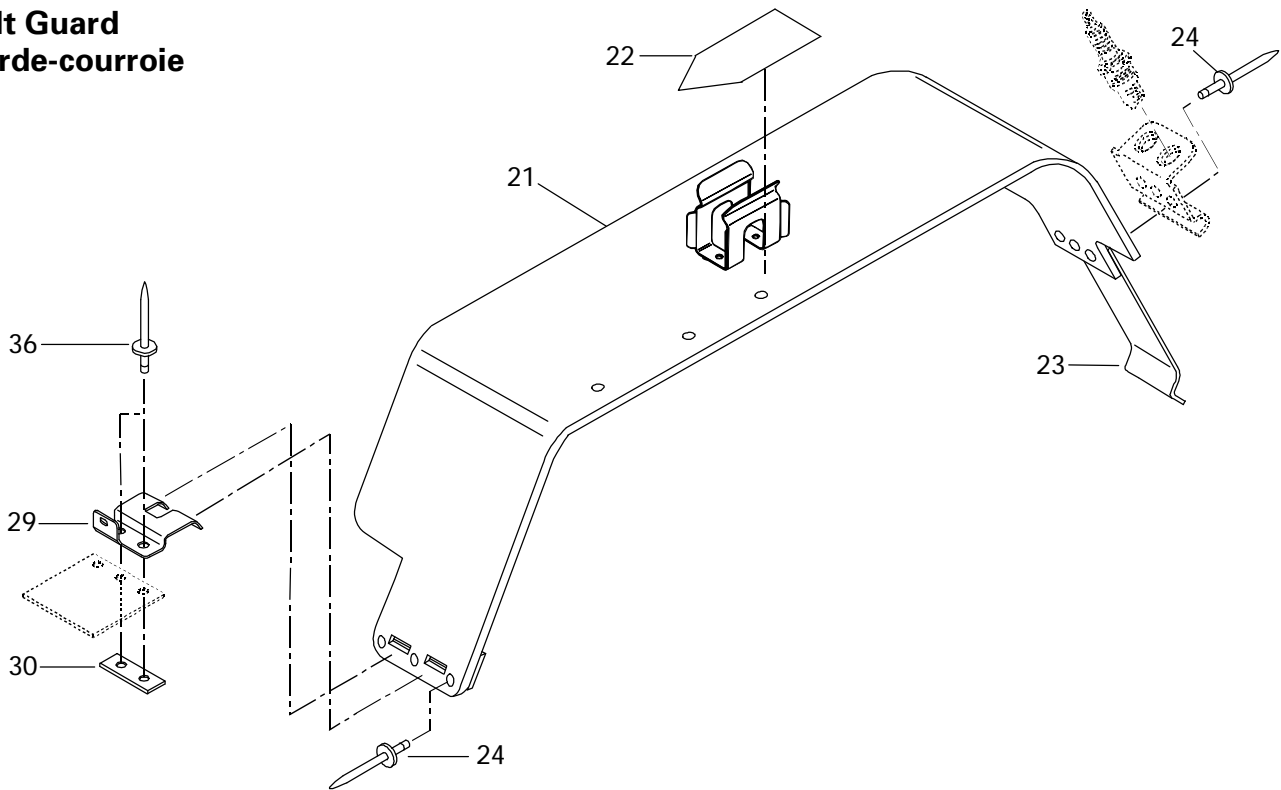
# Hydraulic Brake and Belt Guard

## Frein hydraulique et garde-courroie

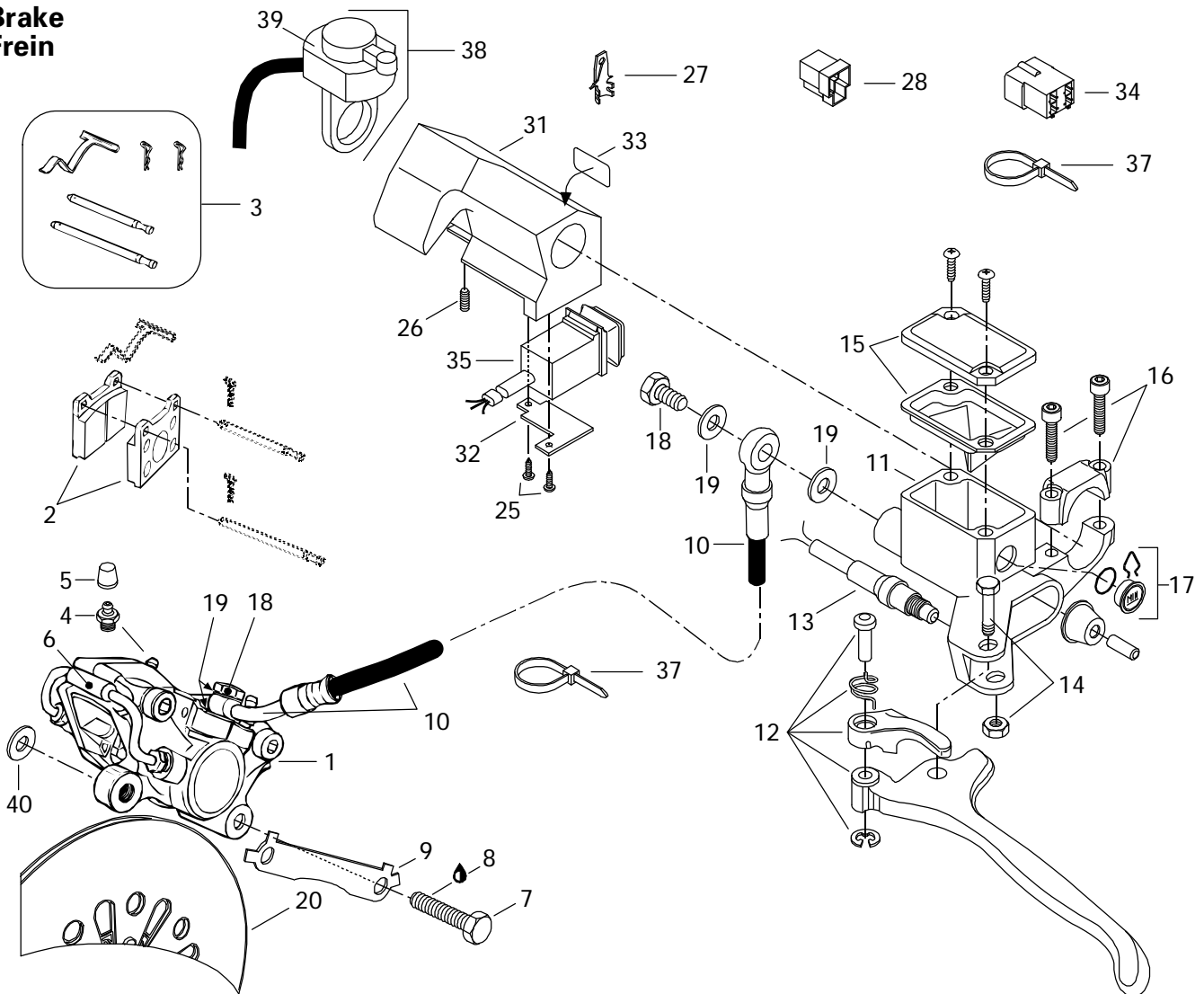
MX Z 440 LC	MX Z x 440 LC
-------------------	---------------------

<b>1</b> → <b>6</b>	414 9200 00	<b>Caliper</b> .....	<b>Étrier</b> .....	1	—
<b>N</b>	415 0645 00	<b>Caliper</b> .....	<b>Étrier</b> .....	—	1
<b>2</b>	414 9900 00	Brake Lining Kit .....	Ens. de garnitures de frein .....	1	—
<b>N</b>	415 0846 00	Brake Lining Kit .....	Ens. de garnitures de frein .....	—	1
<b>3</b>	414 9907 00	Kit (Pins, Retainers, Spring) .....	Ens. (tiges, goupilles, ressort) .....	1	1
<b>4</b>	414 9898 00	Screw-Bleeder .....	Vis de purge .....	2	2
<b>5</b>	414 9897 00	Boot .....	Capuchon .....	2	2
<b>6</b>	414 9899 00	Tube .....	Tube .....	1	1
<b>7</b>	222 0035 65	Hex. Screw M10 x 35 .....	Vis Hex. M10 x 35 .....	2	2
<b>8</b>	413 7030 00	Loctite 242, 10cc .....	Loctite 242, 10cc .....	@	@
<b>9</b>	507 0299 00	Locking Tab .....	Frein de vis .....	1	1
<b>N 10</b>	415 0347 00	Hose .....	Boyau .....	1	—
<b>N</b>	415 0646 00	Hose .....	Boyau .....	—	1
<b>N 11</b> → <b>17</b>	415 0346 00	<b>Master Cylinder</b> .....	<b>Maître cylindre</b> .....	1	1
<b>N 12</b>	415 0753 00	Lever Ass'y .....	Levier ass. ....	1	1
<b>13</b>	415 0301 00	Microswitch Ass'y .....	Micro-contact ass. ....	1	1
<b>14</b>	415 0300 00	Pin Ass'y .....	Axe ass. ....	1	1
<b>15</b>	415 0299 00	Cover .....	Couvercle .....	1	1
<b>16</b>	415 0298 00	Clamp Ass'y .....	Bride ass. ....	1	1
<b>17</b>	414 9906 00	Window .....	Fenêtre .....	1	1
<b>18</b>	414 9205 00	Bolt .....	Boulon .....	2	2
<b>19</b>	414 9206 00	Washer .....	Rondelle .....	4	4
<b>N 20</b>	507 0307 00	Brake Disk Ass'y .....	Disque de frein ass. ....	1	—
<b>N</b>	507 0309 00	Brake Disk Ass'y .....	Disque de frein ass. ....	—	1
<b>N 21</b> → <b>24</b>	517 2856 00	<b>Belt Guard Ass'y</b> .....	<b>Garde-courroie ass.</b> .....	1	—
<b>N</b>	517 2934 00	<b>Belt Guard Ass'y</b> .....	<b>Garde-courroie ass.</b> .....	—	1
<b>22</b>	415 0289 00	Warning Decal .....	Décalque d'avertissement .....	1	1
<b>23</b>	414 9418 00	Tool Box Spring .....	Ressort de boîte d'outils .....	1	1
<b>24</b>	390 4022 00	Rivet .....	Rivet .....	8	8
<b>25</b>	414 4732 00	Self Tapping Screw .....	Vis autotaraudeuse .....	2	—
<b>26</b>	414 4408 00	Set Screw .....	Vis de pression .....	1	—
<b>27</b>	409 2061 00	Tab .....	Patte .....	@	@
<b>28</b>	409 2042 00	Housing Tab .....	Logement raccord .....	@	@
<b>29</b>	518 3142 00	Pulley Guard Bracket .....	Attache de garde poulie .....	1	1
<b>30</b>	518 2075 00	Reinforcement Plate .....	Plaque de renfort .....	1	1
<b>31</b>	572 0795 00	Housing-Dimmer .....	Logement de feu de croisement .....	1	—
<b>32</b>	517 2838 00	Housing-Plate .....	Plaque de logement .....	1	—
<b>33</b>	415 0255 00	Switch Decal .....	Décalque d'interrupteur .....	1	—

# Belt Guard Garde-courroie



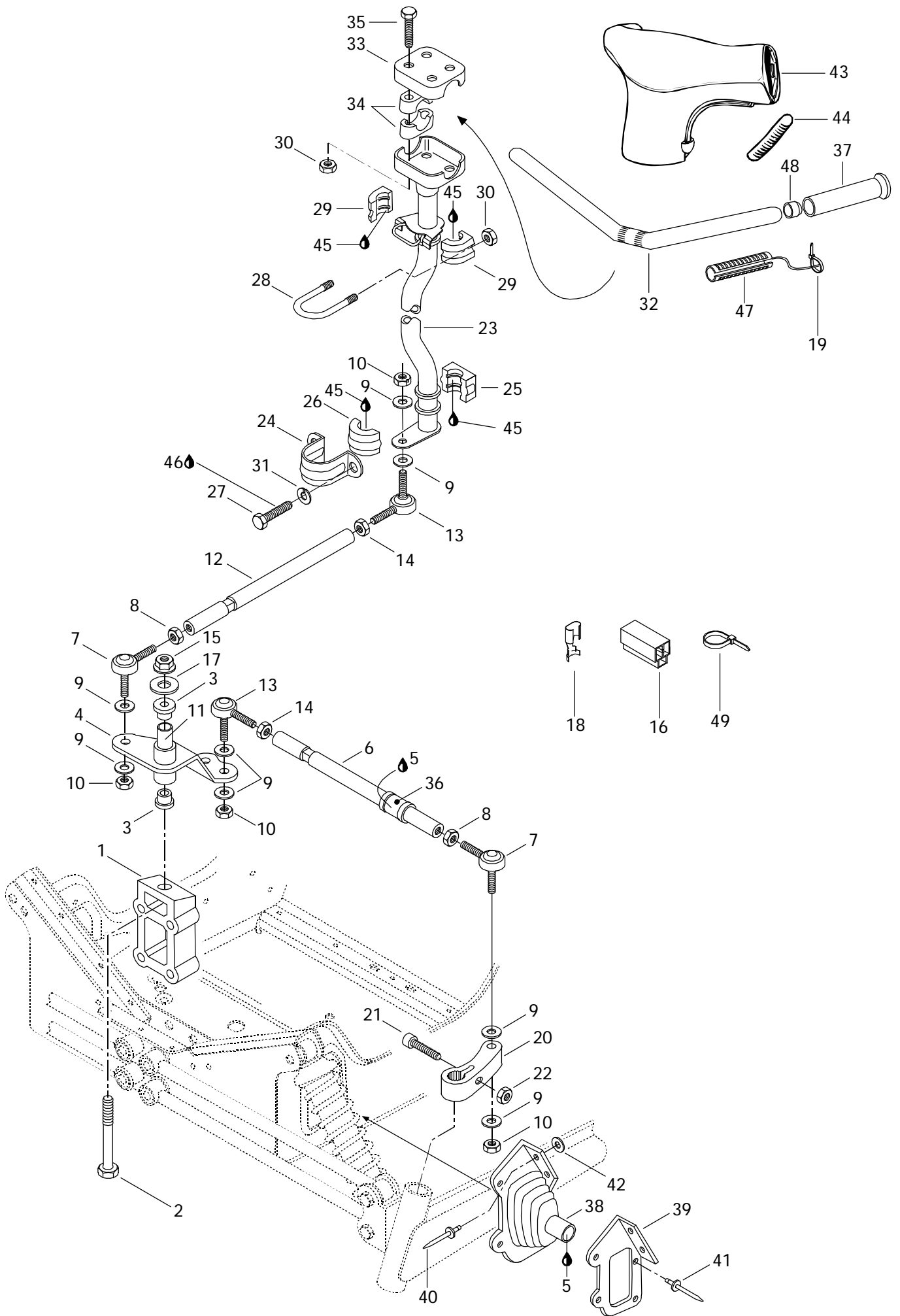
# Brake Frein





## Hydraulic Brake and Belt Guard Frein hydraulique et garde-courroie

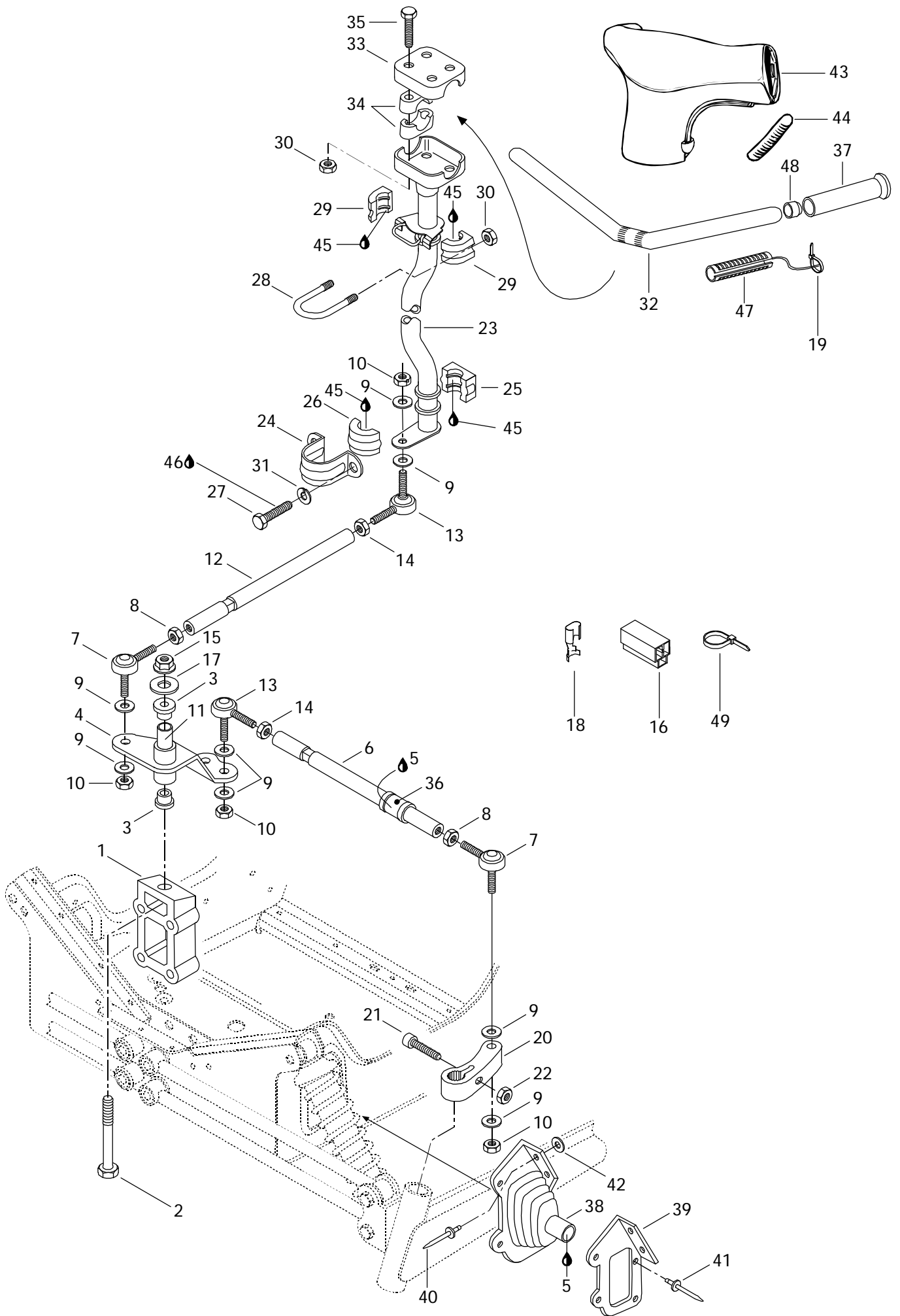
			MX Z 440 LC	MX Z x 440 LC
<b>34</b>	409 2093 00	Housing Tab .....	@	@
<b>35</b>	515 1631 00	Light Switch .....	1	–
<b>36</b>	390 4036 00	Rivet .....	2	2
<b>37</b>	414 1152 00	Tie-Rap .....	@	@
<b>N 38</b>	515 1676 00	Light Switch Ass'y (Incl. It. 27, 28) .....	–	1
<b>39</b>	410 1054 00	Dimmer Switch .....	–	1
<b>N 40</b>	503 1758 00	Washer .....	–	@





## Steering System (MX Z 440 LC) Système de direction (MX Z 440 LC)

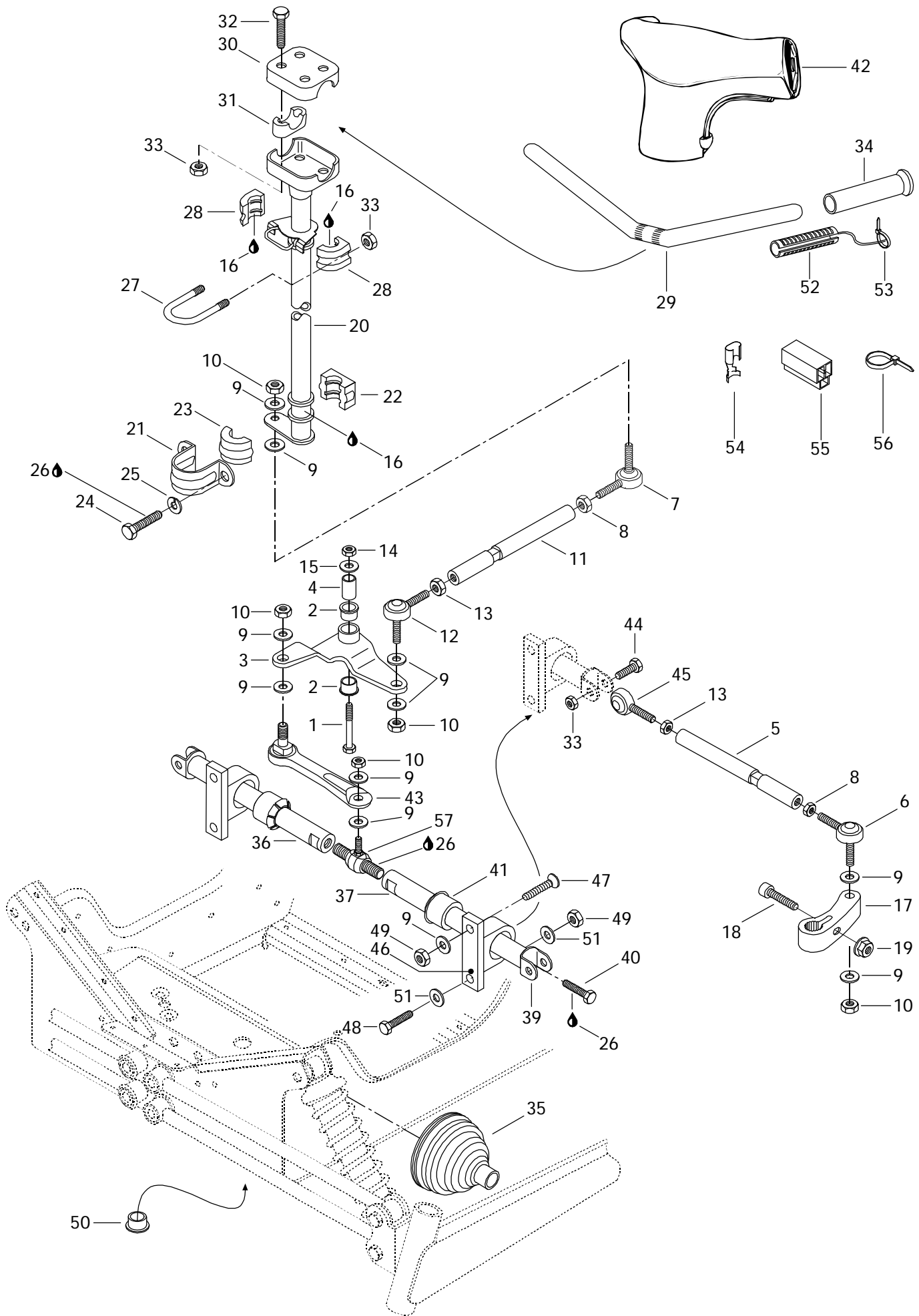
			MX Z 440 LC	MX Z x 440 LC
<b>1</b>	506 1214 00	Block .....	Bloc d'attache .....	1 -
<b>2</b>	222 0285 65	Screw M12 x 85 .....	Vis M12 x 85 .....	1 -
<b>N 3</b>	415 0411 00	Cushion .....	Coussinet .....	2 -
<b>N 4</b>	506 1338 00	Pivot Arm .....	Bras de pivot .....	1 -
<b>5</b>	293 5500 14	Grease, Super Lube#823-28 .....	Graisse, Super Lube#823-28 .....	@ -
<b>6</b>	506 1302 00	Tie Rod .....	Barre d'accouplement .....	2 -
<b>7</b>	414 7680 00	R.H. Ball Joint .....	Joint à rotule droit .....	3 -
<b>8</b>	732 6100 10	Jam Nut M10 .....	Écrou de blocage M10 .....	3 -
<b>9</b>	503 1259 00	Hardened Washer .....	Rondelle trempée .....	12 -
<b>10</b>	732 6100 42	Elastic Stop Nut M10 .....	Écrou d'arrêt élastique M10 .....	6 -
<b>N 11</b>	415 0380 00	Pivot .....	Pivot .....	1 -
<b>12</b>	506 1108 00	Tie Rod .....	Barre d'accouplement .....	1 -
<b>13</b>	414 7681 00	L.H. Ball Joint .....	Joint à rotule gauche .....	3 -
<b>14</b>	732 6100 11	Jam Nut M10 .....	Écrou de blocage M10 .....	3 -
<b>15</b>	228 5210 45	Elastic Stop Nut M12 .....	Écrou d'arrêt élastique M12 .....	1 -
<b>16</b>	409 2043 00	Housing Receptacle .....	Logement raccord femelle .....	1 -
<b>N 17</b>	506 1364 00	Washer .....	Rondelle .....	1 -
<b>18</b>	561 5031 00	Receptacle .....	Raccord femelle .....	3 -
<b>19</b>	293 7500 01	Tie Rap .....	Attache .....	2 -
<b>20</b>	506 1305 00	R.H. Steering Arm .....	Bras de direction DR .....	1 -
	506 1306 00	L.H. Steering Arm .....	Bras de direction GA .....	1 -
<b>21</b>	222 9835 65	Allen Screw M8 x 35 .....	Vis Allen M8 x 35 .....	2 -
<b>22</b>	228 7810 45	Elastic Flanged Stop Nut M8 .....	Écrou élastique à épaulement M8 .....	2 -
<b>23</b>	506 1280 00	Main Tube .....	Arbre de direction .....	1 -
<b>24</b>	517 1262 00	Retaining Support .....	Support de retenue .....	1 -
<b>25</b>	572 0644 00	Lower Half Bushing .....	Douille moitié inférieur .....	1 -
<b>26</b>	572 0645 00	Upper Half Bushing .....	Douille moitié supérieur .....	1 -
<b>27</b>	222 0820 65	Hex. Screw M8 x 20 .....	Vis hex. M8 x 20 .....	2 -
<b>28</b>	506 0606 00	«U» Clamp .....	Bride en «U» .....	1 -
<b>29</b>	572 0671 00	Half Bushing .....	Demie douille .....	2 -
<b>30</b>	228 5810 45	Elastic Stop Nut M8 .....	Écrou élastique M8 .....	6 -
<b>31</b>	224 7811 40	Lock Washer M8 .....	Rondelle-frein M8 .....	2 -
<b>32</b>	506 1259 00	Handle Bar .....	Guidon .....	1 -
<b>33</b>	506 0554 00	Steering Clamp .....	Bride de direction .....	1 -
<b>34</b>	414 4916 00	Steering Support .....	Support de guidon .....	4 -
<b>35</b>	222 0855 65	Hex. Screw M8 x 55 .....	Vis hex. M8 x 55 .....	4 -
<b>36</b>	572 0365 00	Bushing .....	Douille .....	2 -
<b>37</b>	572 0617 00	Grip .....	Poignée .....	2 -





## Steering System (MX Z 440 LC) Système de direction (MX Z 440 LC)

			MX Z 440 LC	MX Z x 440 LC
<b>38</b>	570 0248 00	R.H. Tie Rod Cap .....	1	—
	570 0249 00	L.H. Tie Rod Cap .....	1	—
<b>39</b>	517 2412 00	R.H Plate Cap .....	1	—
	517 2413 00	L.H Plate Cap .....	1	—
<b>40</b>	390 9094 00	Rivet (Yellow).....	4	—
<b>41</b>	390 4022 00	Rivet .....	10	—
<b>42</b>	517 1243 00	Washer .....	4	—
<b>N 43</b>	572 0841 00	Steering Padding .....	1	—
<b>44</b>	572 0724 00	Key Way .....	2	—
<b>45</b>	413 7061 00	Lithium Grease, 400gr .....	@	—
<b>46</b>	413 7074 00	Loctite 271, 10cc.....	@	—
<b>47</b>	410 1100 00	Heating Grip.....	2	—
<b>48</b>	572 0819 00	Handle Bar End .....	2	—
<b>49</b>	414 1152 00	Tie-Rap .....	@	—

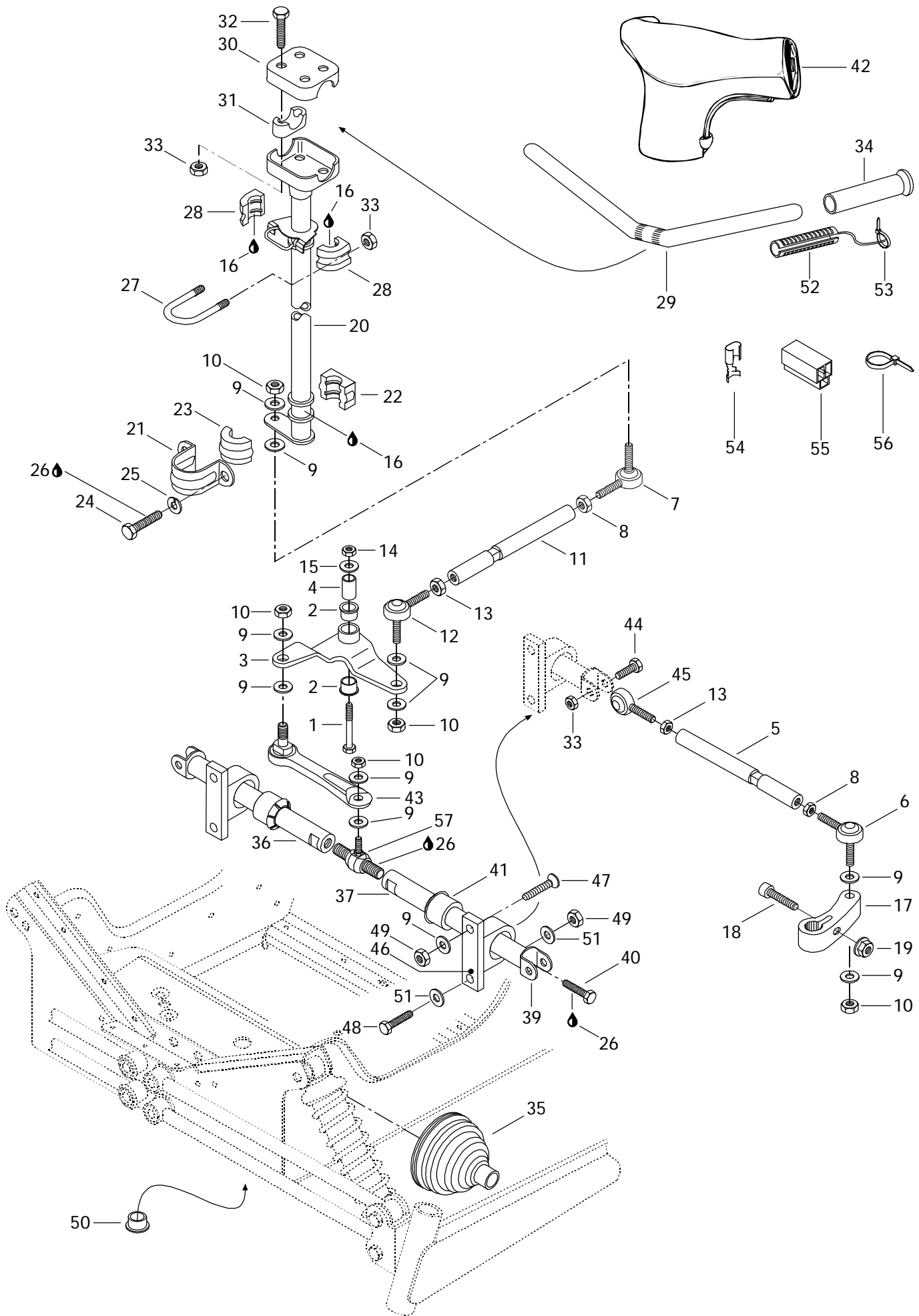






## Steering System (MX Z x 440 LC) Système de direction (MX Z x 440 LC)

			MX Z 440 LC	MX Z x 440 LC
<b>1</b>	222 0285 65	Hex. Screw M12 x 85 .....	–	1
<b>N 2</b>	415 0411 00	Cushion .....	–	2
<b>N 3</b>	506 1398 00	Pivot Arm .....	–	1
<b>N 4</b>	415 0380 00	Pivot .....	–	1
<b>N 5</b>	506 1404 00	Tie-Rod .....	–	2
<b>N 6</b>	415 0124 00	Ball Joint .....	–	2
<b>7</b>	414 7680 00	R.H. Ball Joint .....	–	1
<b>8</b>	732 6100 10	Nut M10 .....	–	3
<b>9</b>	503 1259 00	Hardened Washer .....	–	14
<b>10</b>	732 6100 42	Elastic Stop Nut M10 .....	–	6
<b>N 11</b>	506 1409 00	Tie-Rod .....	–	1
<b>12</b>	414 7681 00	L.H. Ball Joint .....	–	1
<b>13</b>	732 6100 11	Nut M10 .....	–	3
<b>14</b>	228 5210 45	Elastic Stop Nut M12 .....	–	1
<b>N 15</b>	506 1364 00	Washer .....	–	1
<b>16</b>	413 7061 00	Lithium Grease, 400gr .....	–	@
<b>N 17</b>	506 1405 00	R.H. Steering Arm .....	–	1
<b>N</b>	506 1406 00	L.H. Steering Arm .....	–	1
<b>18</b>	222 9835 65	Allen Screw M8 x 35 .....	–	2
<b>19</b>	228 7810 45	Elastic Flanged Stop Nut M8 .....	–	2
<b>N 20</b>	506 1407 00	Main Tube .....	–	1
<b>21</b>	517 1262 00	Retaining Support .....	–	1
<b>22</b>	572 0644 00	Lower Half Bushing .....	–	1
<b>23</b>	572 0645 00	Upper Half Bushing .....	–	1
<b>24</b>	222 0820 65	Hex. Screw M8 x 20 .....	–	2
<b>25</b>	224 7811 40	Lock Washer 8 mm .....	–	2
<b>26</b>	413 7074 00	Loctite 271, 10cc .....	–	@
<b>27</b>	506 0606 00	«U» Clamp .....	–	1
<b>28</b>	572 0671 00	Half Bushing .....	–	2
<b>N 29</b>	506 1408 00	Bar Handle .....	–	1
<b>30</b>	277 0001 42	Steering Clamp .....	–	1
<b>31</b>	414 4916 00	Steering Support .....	–	2
<b>32</b>	222 0850 65	Hex. Screw M8 x 50 .....	–	4
<b>33</b>	228 5810 45	Elastic Stop Nut M8 .....	–	8
<b>N 34</b>	M5340464	Handle Grip .....	–	2
<b>N 35</b>	570 0647 00	Tie-Rod Cap .....	–	2
<b>N 36</b>	506 1395 00	Sliding Bar-Short .....	–	1
<b>N 37</b>	506 1396 00	Sliding Bar-Long .....	–	1
<b>N 38</b>	415 0533 00	Ball Joint-Double .....	–	1

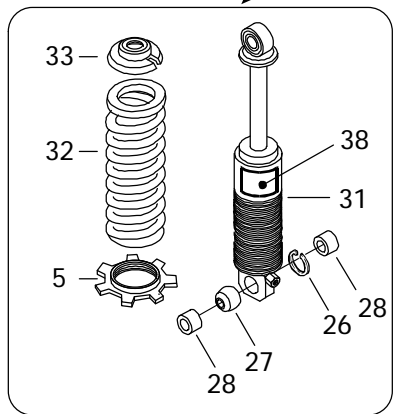
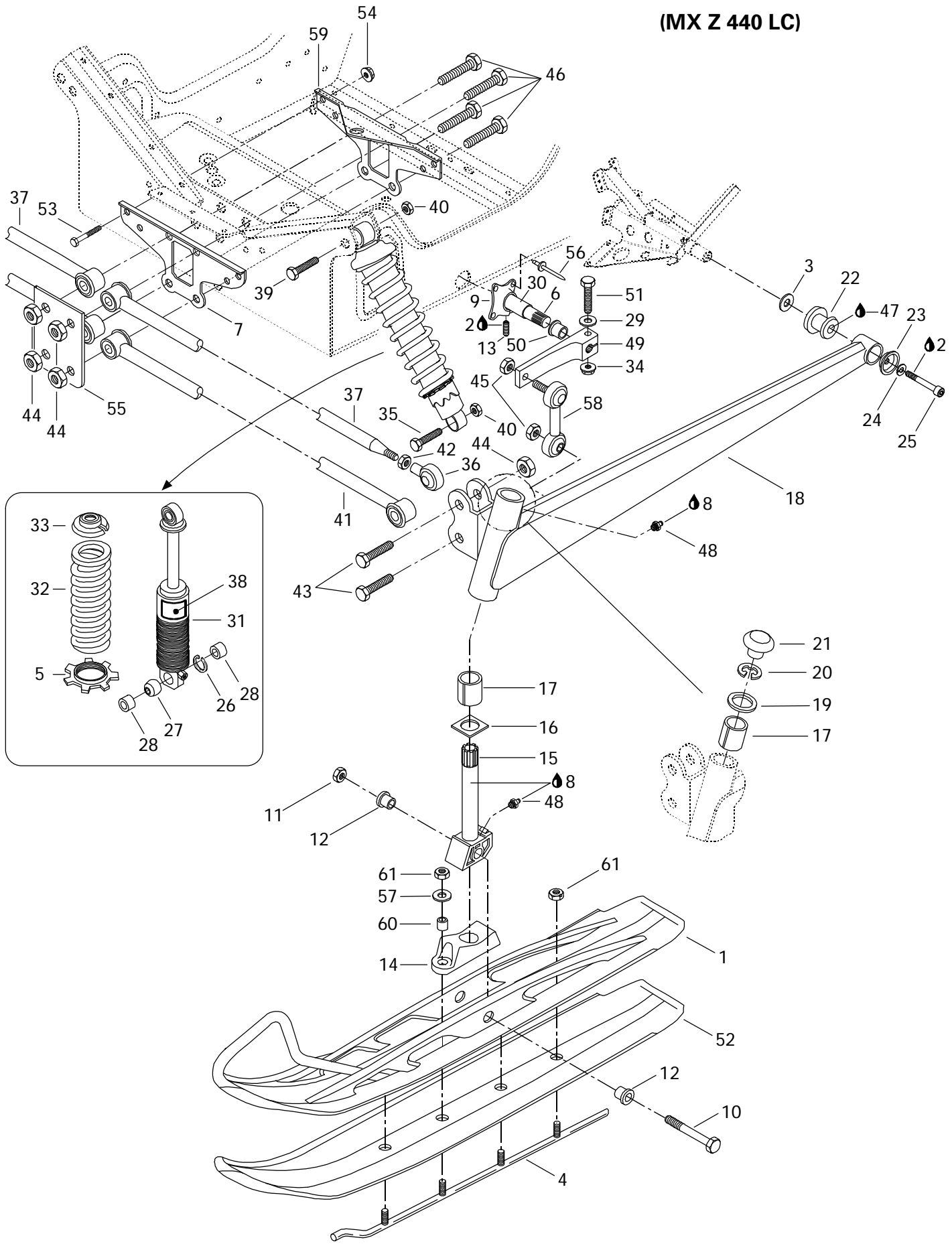




## Steering System (MX Z x 440 LC) Système de direction (MX Z x 440 LC)

			MX Z 440 LC	MX Z x 440 LC
<b>N 39</b>	506 1383 00	Bracket .....	Attache .....	2
<b>N 40</b>	222 0025 65	Hex. Screw M10 x 25 .....	Vis hex. M10 x 25 .....	2
<b>41</b>	572 0788 00	Cushion .....	Coussinet .....	2
<b>N 42</b>	572 0937 00	Steering Padding .....	Rembourrage de guidon .....	1
<b>N 43</b>	415 0637 00	Lever .....	Levier .....	1
<b>44</b>	222 0840 65	Hex. Screw M8 x 40 .....	Vis hex. M8 x 40 .....	2
<b>N 45</b>	415 0486 00	L.H. Ball Joint .....	Joint à rotule GA .....	2
<b>N 46</b>	506 1397 00	Sliding Bar Guide .....	Guide de barre coulissante .....	2
<b>N 47</b>	222 9070 65	Allen Screw M10 x 70 .....	Vis Allen M10 x 70 .....	2
<b>48</b>	222 0075 65	Hex. Screw M10 x 75 .....	Vis hex. M10 x 75 .....	2
<b>49</b>	228 5010 45	Elastic Stop Nut M10 .....	Écrou d'arrêt élastique M10.....	4
<b>N 50</b>	415 0677 00	Cap .....	Bouchon .....	1
<b>51</b>	224 0012 11	Flat Washer 10 mm .....	Rondelle plate 10 mm .....	4
<b>52</b>	410 1100 00	Heating Grip .....	Poignée chauffante .....	2
<b>53</b>	293 7500 01	Tie Rap .....	Attache .....	2
<b>54</b>	561 5031 00	Female Terminal .....	Raccord femelle .....	3
<b>55</b>	409 2043 00	Female Housing .....	Bloc femelle .....	1
<b>56</b>	414 1152 00	Tie Rap .....	Attache .....	2
<b>N 57</b>	415 0533 00	Double Ball Joint .....	Joint à rotule double .....	1

(MX Z 440 LC)

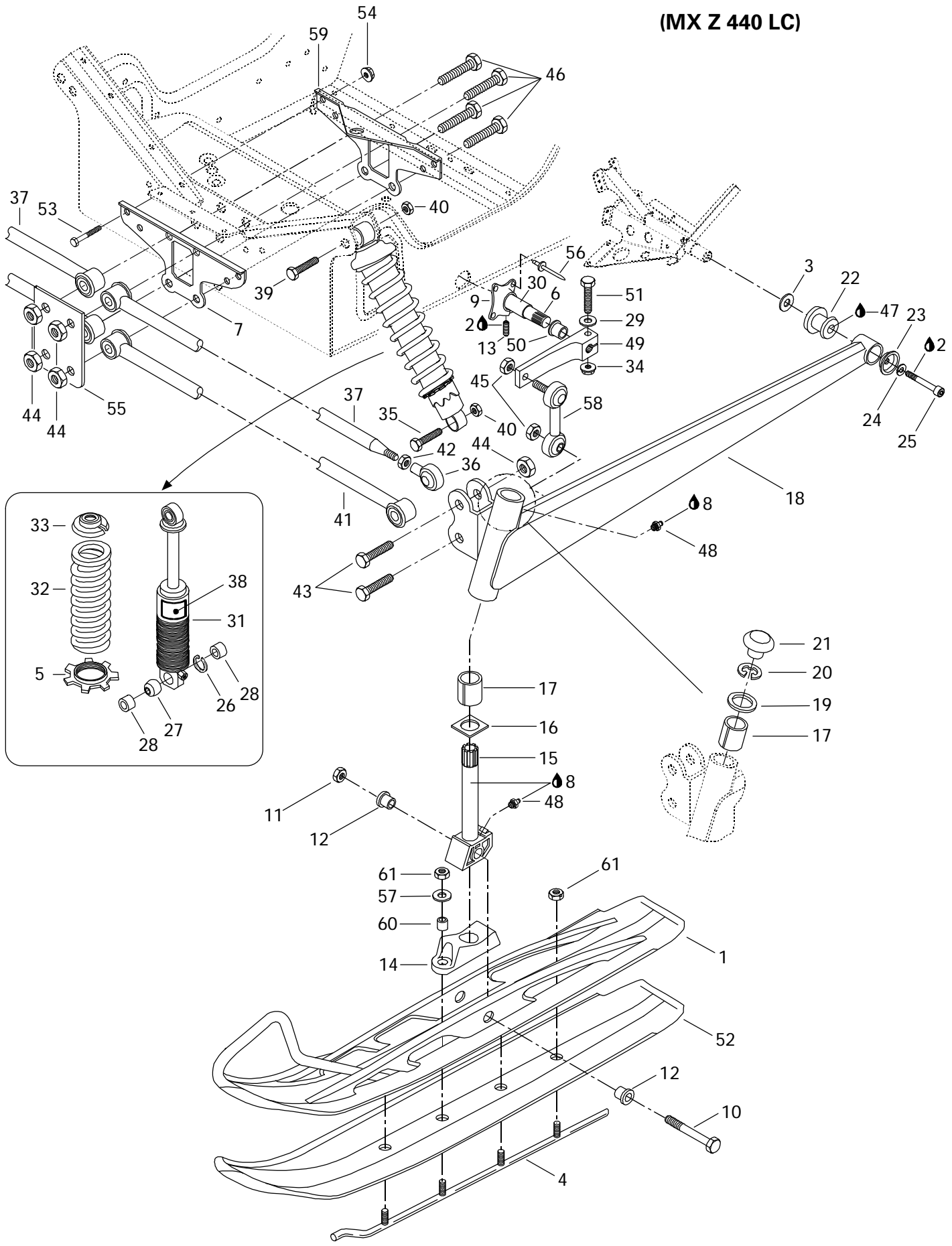




## Front Suspension and Ski (MX Z 440 LC) Suspension avant et ski (MX Z 440 LC)

			MX Z 440 LC	MX Z x 440 LC
<b>1</b>	505 0666 10	Ski-Weld (Narrow) .....	2	—
<b>2</b>	413 7030 00	Loctite 242, 10cc .....	@	—
<b>3</b>	503 1467 00	Washer .....	2	—
<b>4</b>	505 0667 20	Carbide Runner (6) .....	2	—
<b>N 5</b>	503 1814 00	Spring Guide .....	2	—
<b>N 6</b>	506 1343 00	Stabilisator Bar .....	1	—
	506 1327 00	Stabilisator Bar .....	Opt	—
	506 1328 00	Stabilisator Bar .....	Opt	—
<b>7</b>	517 2548 00	Front Link Plate .....	1	—
<b>8</b>	413 7061 00	Lithium Grease, 400gr .....	@	—
<b>N 9</b>	506 1390 00	Housing .....	2	—
<b>10</b>	732 6011 76	Hex. Screw .....	2	—
<b>11</b>	228 5210 45	Elastic Nut M12 .....	2	—
<b>12</b>	414 5306 00	Cushion .....	4	—
<b>13</b>	414 4408 00	Screw M8 x 10 .....	4	—
<b>14</b>	570 0535 00	Ski Stopper .....	2	—
<b>N 15</b>	506 1392 00	Ski Leg .....	2	—
<b>16</b>	506 0812 00	Wear Plate .....	2	—
<b>17</b>	572 0699 00	Cushion .....	4	—
<b>N 18</b>	506 1369 10	L.H. Swing Arm (Yellow) .....	1	—
<b>N</b>	506 1368 10	R.H. Swing Arm (Yellow) .....	1	—
<b>19</b>	506 0809 00	Retaining Washer .....	2	—
<b>20</b>	371 9104 00	Circlip .....	2	—
<b>N 21</b>	572 0913 00	Cap .....	2	—
<b>22</b>	570 0622 00	Rubber Damper .....	2	—
<b>23</b>	506 0796 00	Bowl .....	2	—
<b>24</b>	224 7811 40	Spring Lock Washer 8 mm .....	2	—
<b>25</b>	222 9825 65	Allen Screw M8 x 25 .....	2	—
<b>N 26</b>	371 9106 00	Circlip .....	4	—
<b>27</b>	414 5629 00	Joint Ball Radial .....	4	—
<b>28</b>	506 1202 00	Bushing .....	8	—
<b>29</b>	224 0811 71	Flat Washer 8 mm .....	2	—
<b>N 30</b>	506 1362 00	Tube .....	1	—
<b>31</b>	414 9566 00	Front Shock .....	2	—
<b>32</b>	414 9563 00	Shock Spring (Yellow) .....	2	—
<b>33</b>	503 1406 00	Spring Stopper .....	2	—
<b>34</b>	228 7810 45	Elastic Flanged Stop Nut M8 .....	2	—
<b>35</b>	222 0060 65	Hex. Screw M10 x 60 .....	2	—

(MX Z 440 LC)

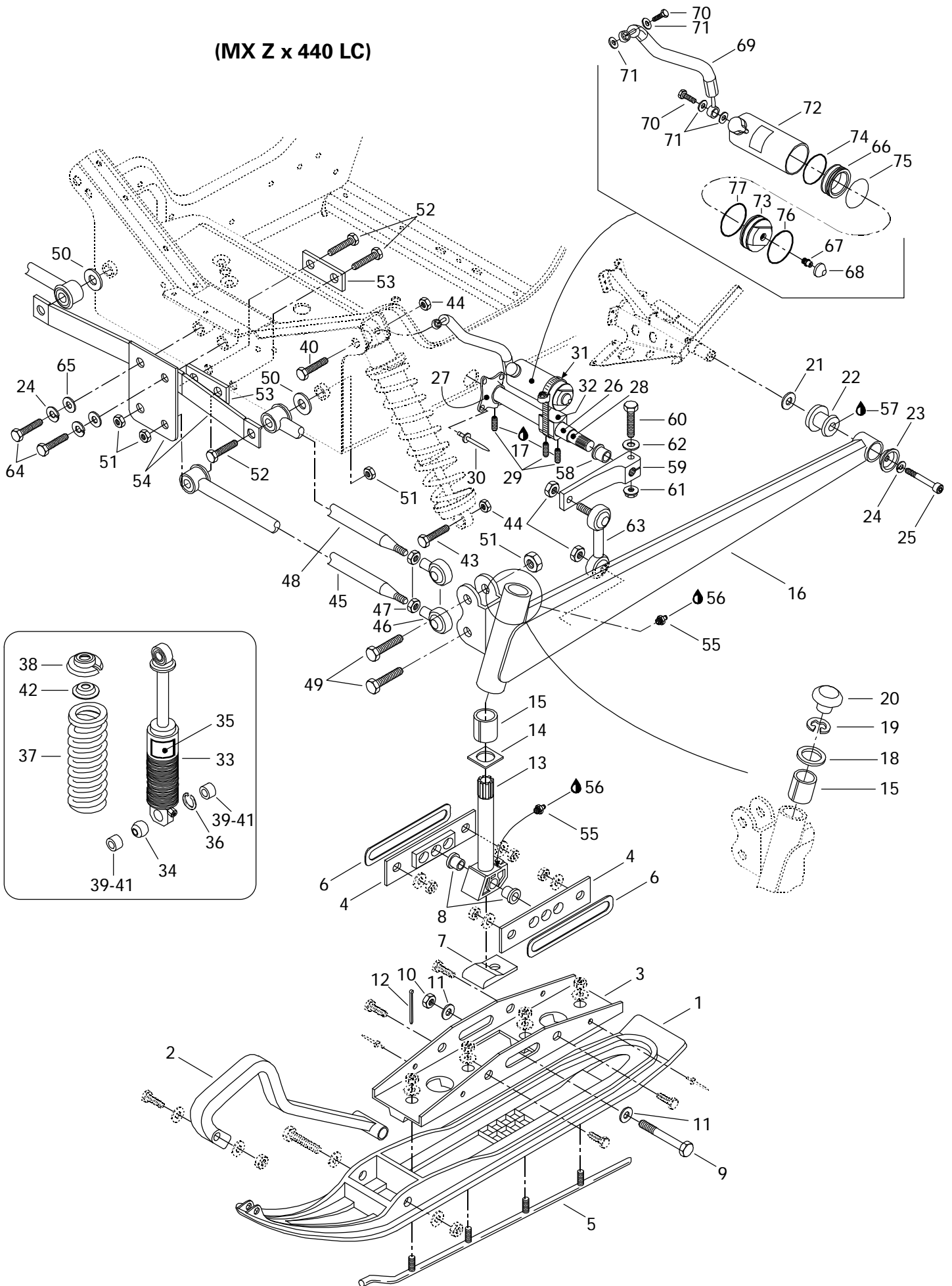




## Front Suspension and Ski (MX Z 440 LC) Suspension avant et ski (MX Z 440 LC)

			MX Z 440 LC	MX Z x 440 LC
<b>36</b>	415 0425 00	Ball Joint R.H. ....	2	—
<b>N 37</b>	580 6499 00	Arm Ass'y .....	2	—
<b>38</b>	414 8714 00	HPG Decal .....	2	—
<b>39</b>	222 0055 65	Hex. Screw M10 x 55 .....	2	—
<b>40</b>	228 5010 45	Elastic Nut M10 .....	4	—
<b>N 41</b>	580 6508 00	Arm Weld Ass'y .....	2	—
<b>42</b>	228 3710 42	Hex. Jam Nut M14 .....	2	—
<b>43</b>	222 0255 65	Hex. Screw M12 x 55 .....	4	—
<b>44</b>	228 5210 45	Elastic Nut M12 .....	8	—
<b>45</b>	228 5010 45	Elastic Stop Nut M10 .....	4	—
<b>46</b>	732 6011 13	Hex. Screw M12 x 100 .....	4	—
<b>47</b>	293 5500 14	Grease, Super Lube #823-28 .....	@	—
<b>48</b>	408 2007 00	Grease Fitting .....	4	—
<b>N 49</b>	506 1344 02	Lever-Stabilizer .....	2	—
<b>N 50</b>	415 0395 00	Cushion .....	2	—
<b>51</b>	222 0840 65	Screw Hex. M8 x 45 .....	2	—
<b>52</b>	486 0716 00	5" Plastic Ski Sole .....	Opt	—
<b>53</b>	222 0655 65	Hex. Screw M6 x 55 .....	4	—
<b>54</b>	228 7610 45	Flanged Elastic Nut M6 .....	4	—
<b>55</b>	518 3067 00	Support .....	1	—
<b>56</b>	— XXX —	Avex Rivet .....	8	—
<b>57</b>	224 0802 51	Washer 8 mm .....	2	—
<b>N 58</b>	415 0423 00	Double Ball Joint .....	2	—
<b>59</b>	517 2549 00	Rear Link Plate .....	1	—
<b>60</b>	506 1173 00	Bushing .....	2	—
<b>61</b>	228 5810 45	Hex. Jam Nut M8 .....	8	—
		Joint à rotule DR .....	2	—
		Barreau ass. ....	2	—
		Décalque HPG .....	2	—
		Vis hex. M10 x 55 .....	2	—
		Écrou élastique M10 .....	4	—
		Barreau soudé ass. ....	2	—
		Écrou de blocage hex. M14 .....	2	—
		Vis hex. M12 x 55 .....	4	—
		Écrou élastique M12 .....	8	—
		Écrou d'arrêt élastique M10 .....	4	—
		Vis hex. M12 x 100 .....	4	—
		Graisse, Super Lube #823-28 .....	@	—
		Graisser .....	4	—
		Levier stabilisateur .....	2	—
		Coussinet .....	2	—
		Vis hex. M8 x 45 .....	2	—
		Semelle de ski de plastique 5" .....	Opt	—
		Vis hex. M6 x 55 .....	4	—
		Écrou élastique à épaulement M6 .....	4	—
		Support .....	1	—
		Rivet Avex .....	8	—
		Rondelle 8 mm .....	2	—
		Joint à rotule double .....	2	—
		Plaque de raccord arrière .....	1	—
		Douille .....	2	—
		Écrou de blocage hex. M8 .....	8	—

(MX Z x 440 LC)



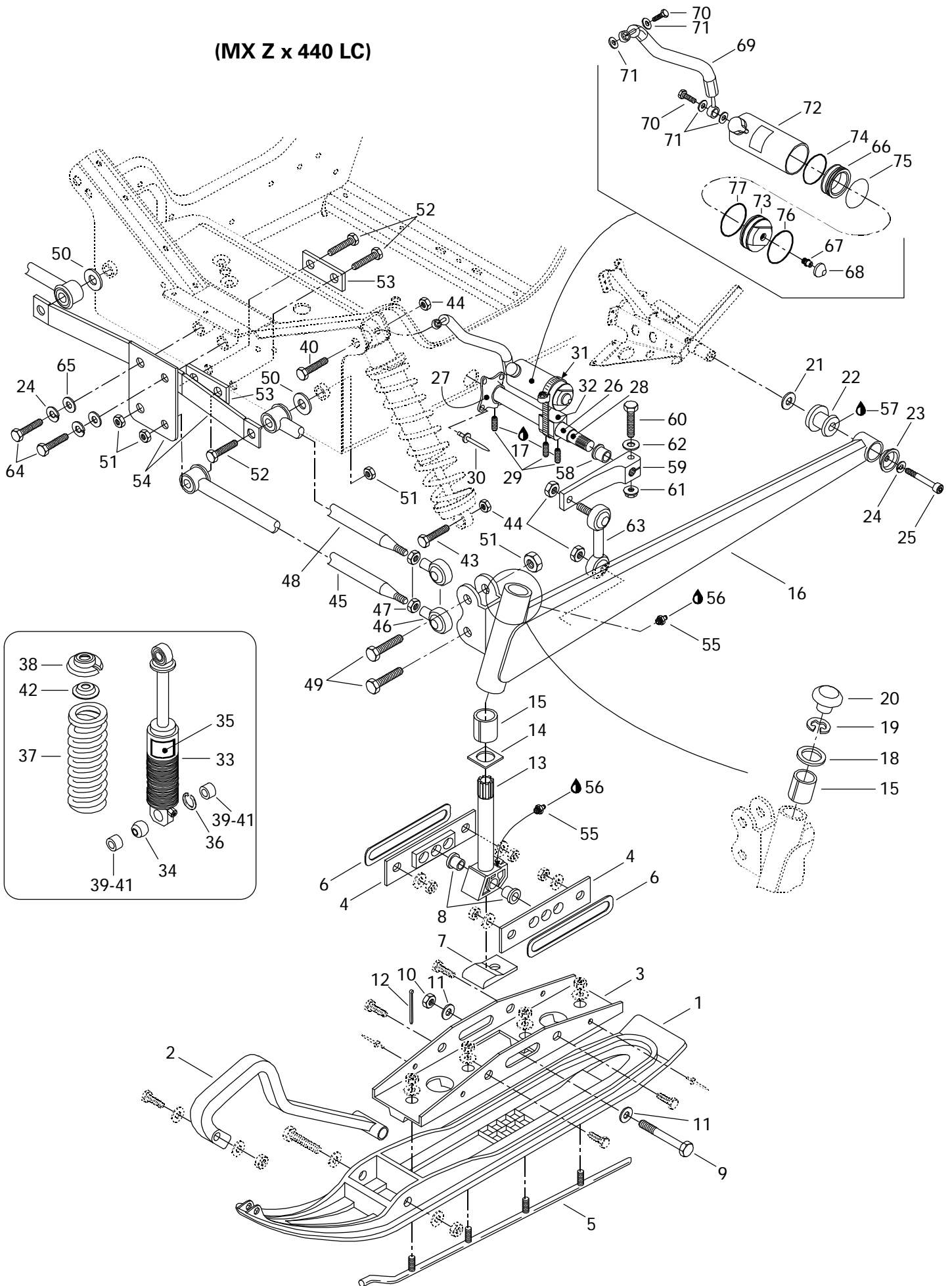




## Front Suspension and Ski (MX Z x 440 LC) Suspension avant et ski (MX Z x 440 LC)

			MX Z 440 LC	MX Z x 440 LC
<b>N 1</b>	572 0934 00	Plastic Ski .....	Ski de plastique .....	– 2
<b>N 2</b>	572 0935 00	Plastic Handle .....	Poignée de plastique .....	– 2
<b>N 3</b>	505 0679 00	Bridge .....	Pont .....	– 2
<b>N 4</b>	505 0679 02	Reinforcement Plate .....	Plaque de renfort .....	– 4
<b>N 5</b>	415 0630 00	Ski Runner .....	Lisse de ski .....	– 2
<b>N 6</b>	505 0685 00	Spacer .....	Espacer .....	– 4
<b>7</b>	570 0468 00	Ski Stopper .....	Butée de ski .....	– 2
<b>N 8</b>	415 0687 00	Cushion .....	Coussinet .....	– 4
<b>N 9</b>	732 6012 77	Hex. Screw M12 x 1,75 .....	Vis hex. M12 x 1,75 .....	– 2
<b>N 10</b>	732 6100 80	Nut M12 .....	Écrou M12 .....	– 2
<b>N 11</b>	506 1364 00	Washer .....	Rondelle .....	– 4
<b>12</b>	371 8009 00	Cotter Pin .....	Goupille fendue .....	– 2
<b>N 13</b>	506 1392 00	Ski Leg .....	Jambe de ski .....	– 2
<b>14</b>	506 0812 00	Wear Plate .....	Plaque d'usure .....	– 2
<b>N 15</b>	415 0713 00	Cushion .....	Coussinet .....	– 4
<b>N 16</b>	506 1399 10	L.H. Swing Arm (Yellow) .....	Bras oscillant GA (jaune) .....	– 1
<b>N</b>	506 1400 10	R.H. Swing Arm (Yellow) .....	Bras oscillant DR (jaune) .....	– 1
<b>17</b>	413 7030 00	Loctite 242, 10cc .....	Loctite 242, 10cc .....	– @
<b>18</b>	506 0809 00	Washer .....	Rondelle .....	– 2
<b>19</b>	371 9104 00	Circlip .....	Circlip .....	– 2
<b>N 20</b>	572 0913 00	Cap .....	Bouchon .....	– 2
<b>21</b>	503 1467 00	Washer .....	Rondelle .....	– 2
<b>22</b>	570 0622 00	Rubber Damper .....	Coussinet Tampon .....	– 2
<b>23</b>	506 0796 00	Cup .....	Coupole .....	– 2
<b>24</b>	224 7811 40	Lock Washer 8 mm .....	Rondelle-frein 8 mm .....	– 4
<b>25</b>	222 9825 65	Allen Screw M8 x 25 .....	Vis Allen M8 x 25 .....	– 2
<b>N 26</b>	506 1362 00	Main Tube .....	Tube principal .....	– 1
<b>N 27</b>	506 1390 00	Housing .....	Logement .....	– 2
<b>N 28</b>	506 1412 00	Stabilisator Bar .....	Barre stabilisatrice .....	– 1
<b>N</b>	486 0736 00	Stabilisator Bar .....	Barre stabilisatrice .....	–
	(Use with 561 7233 00) .....	(Utiliser avec 561 7233 00) .....		– Opt(1)
<b>N</b>	486 0738 00	Stabilisator Bar .....	Barre stabilisatrice .....	–
	(Use with 486 0739 00) .....	(Utiliser avec 486 0739 00) .....		– Opt(1)
<b>N</b>	486 0740 00	Stabilisator Bar .....	Barre stabilisatrice .....	–
	(Use with 486 0741 00) .....	(Utiliser avec 486 0741 00) .....		– Opt(1)
<b>N 29</b>	414 4408 00	Set Screw M8 x 10 .....	Vis de pression M8 x 10 .....	– 6

(MX Z x 440 LC)





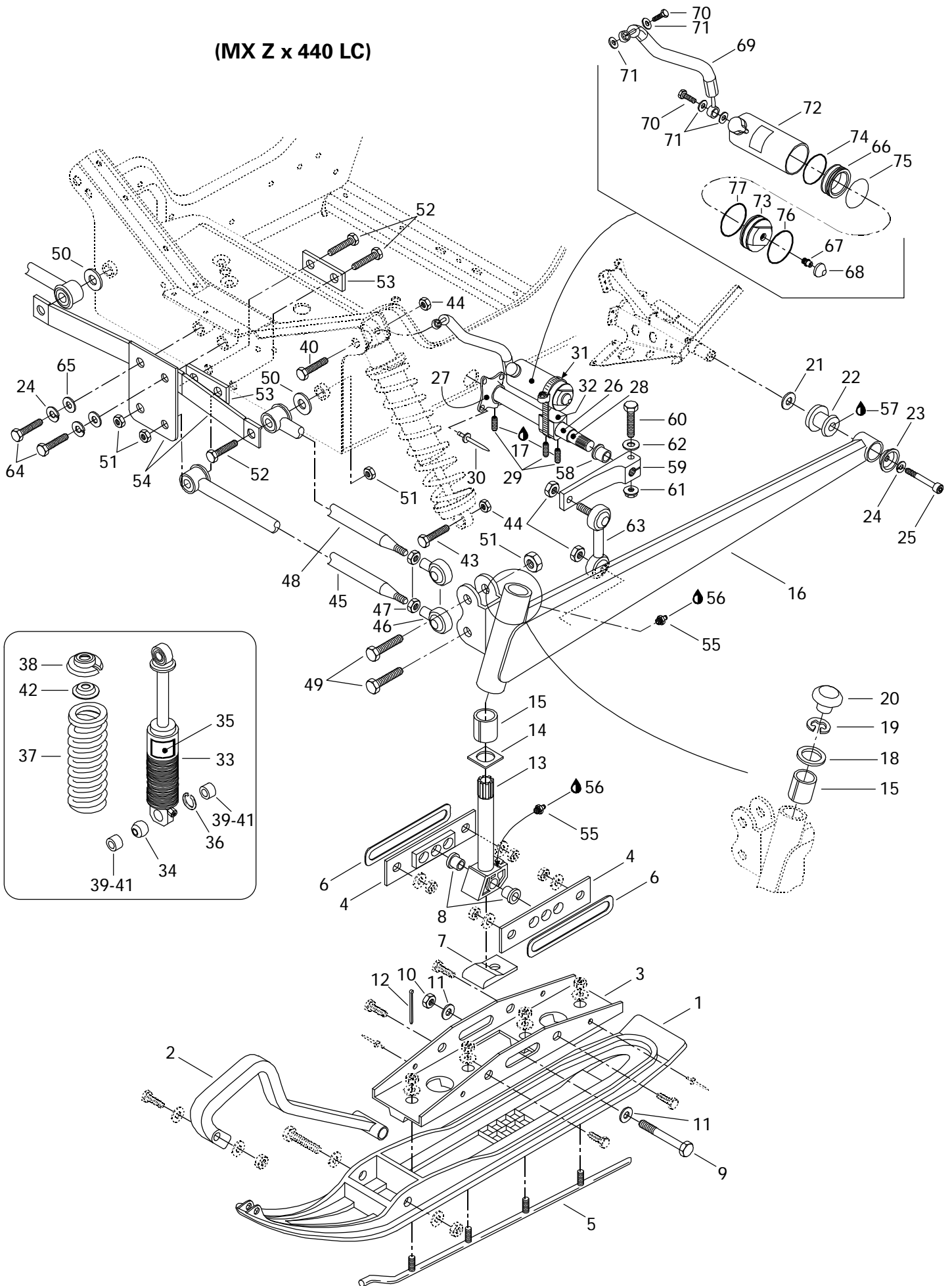
## Front Suspension and Ski (MX Z x 440 LC) Suspension avant et ski (MX Z x 440 LC)

			MX Z 440 LC	MX Z x 440 LC
<b>30</b>	— XXX —	Rivet .....	—	8
<b>31</b>	408 8020 00	Gear Clamp .....	—	2
<b>N 32</b>	506 1415 00	Tank Bracket .....	—	2
<b>N 33</b>	415 0393 02	L.H. Shock Ass'y .....	—	1
<b>N</b>	415 0393 00	R.H. Shock Ass'y .....	—	1
<b>34</b>	414 5629 00	Radial Ball Joint .....	—	4
<b>35</b>	414 8714 00	HPG Decal .....	—	2
<b>N 36</b>	371 9106 00	Circlip .....	—	4
<b>N 37</b>	415 0633 00	Spring (Yellow) .....	—	2
<b>38</b>	503 1406 00	Spring Stopper .....	—	2
<b>39</b>	506 1202 00	Bushing .....	—	6
<b>40</b>	222 0060 65	Hex. Screw M10 x 60 .....	—	2
<b>N 41</b>	506 1417 00	Bushing .....	—	2
<b>42</b>	503 1416 00	Cap .....	—	2
<b>43</b>	222 0055 65	Hex. Screw M10 x 55 .....	—	2
<b>44</b>	228 5010 45	Elastic Stop Nut M10 .....	—	8
<b>N 45</b>	580 6560 00	Long Arm Ass'y .....	—	2
<b>N 46</b>	415 0425 00	R.H. Ball Joint .....	—	4
<b>47</b>	228 3710 42	Jam Nut M14 .....	—	4
<b>N 48</b>	580 6561 00	Short Arm Ass'y .....	—	2
<b>49</b>	222 0255 65	Hex. Screw M12 x 55 .....	—	4
<b>50</b>	224 0212 51	Flat Washer 12 mm .....	—	2
<b>51</b>	228 5210 45	Elastic Stop Nut M12 .....	—	8
<b>52</b>	732 6011 13	Hex. Screw M12 x 100 .....	—	4
<b>N 53</b>	415 0611 00	Lower Link Plate .....	—	2
<b>N 54</b>	415 0653 00	Link PLate .....	—	1
<b>55</b>	408 2007 00	Grease Fitting .....	—	4
<b>56</b>	413 7061 00	Lithium Grease, 400gr .....	—	@
<b>57</b>	293 5500 14	Grease, Super Lube#823-28 .....	—	@
<b>N 58</b>	561 7233 00	Cushion .....	—	2
<b>N</b>	561 7233 00	Cushion .....	—	
		(Use with 486 0736 00).....	—	Opt(2)
<b>N</b>	486 0739 00	Cushion .....	—	
		(Use with 486 0738 00).....	—	Opt(2)
<b>N</b>	486 0741 00	Bushing .....	—	
		(Use with 486 0740 00).....	—	Opt(2)

Parts marked with «XXX» are not available as spare parts.

Les articles marqués d'un «XXX» ne sont pas disponibles comme pièces de remplacement.

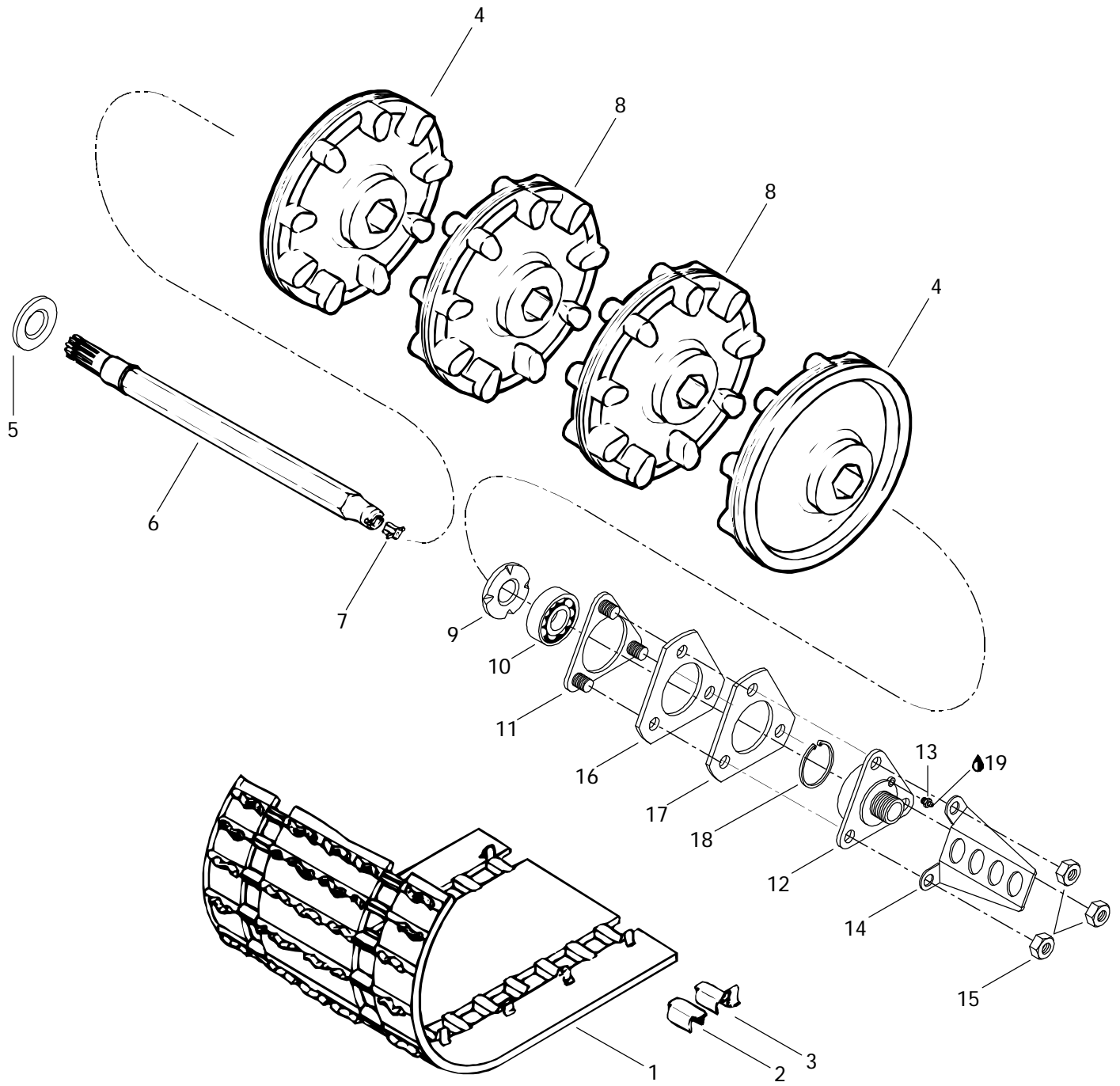
(MX Z x 440 LC)





## Front Suspension and Ski (MX Z x 440 LC) Suspension avant et ski (MX Z x 440 LC)

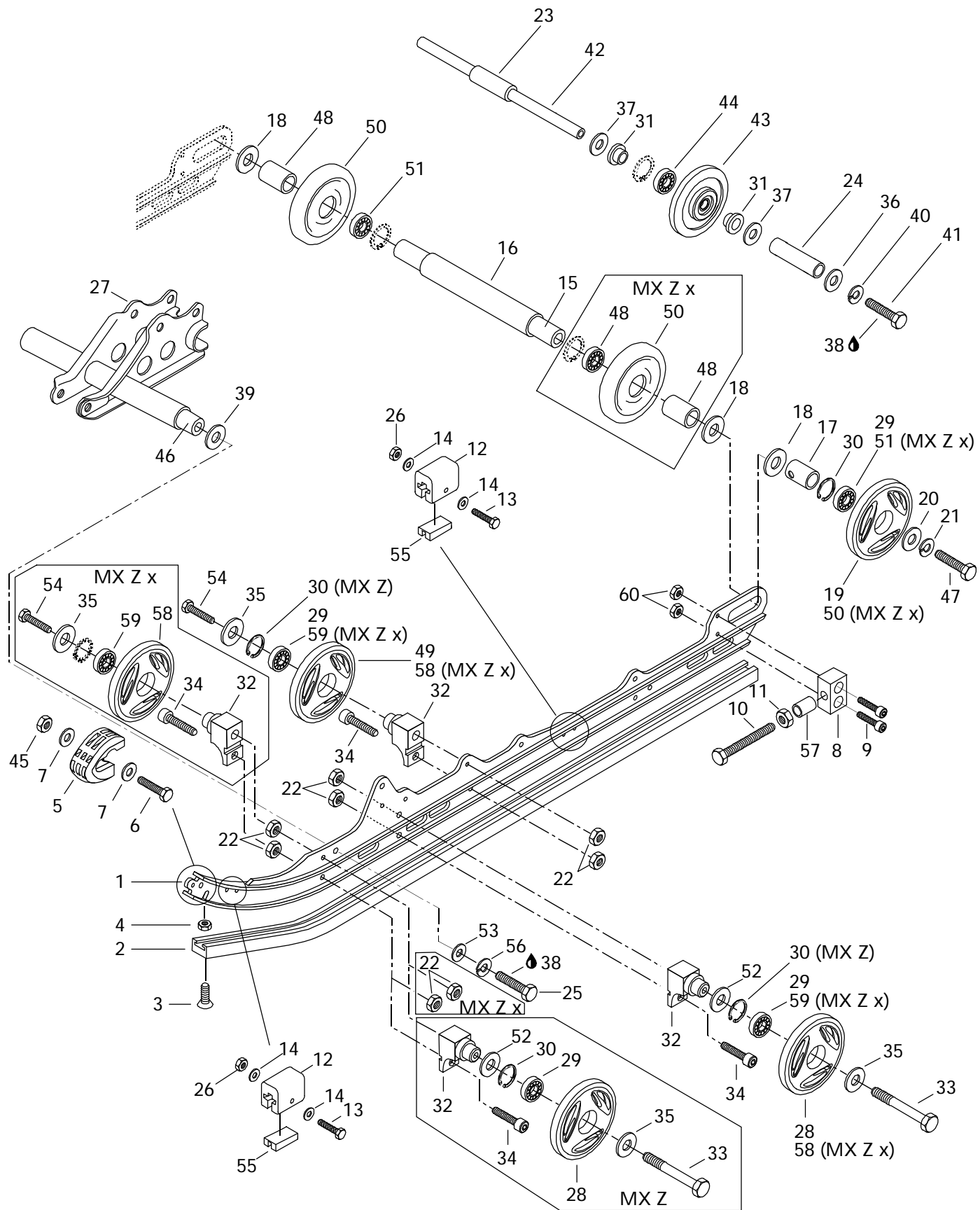
			MX Z 440 LC	MX Z x 440 LC
<b>N 59</b>	506 1411 00	Stabilizer Lever .....	Levier stabilisateur .....	– 2
<b>60</b>	222 0845 65	Hex. Screw M8 x 45 .....	Vis hex. M8 x 45 .....	– 2
<b>61</b>	228 7810 45	Elastic Flanged Stop Nut M8 .....	Écrou d'arrêt élastique à épaulement M8 ..	– 2
<b>62</b>	224 0811 71	Flat Washer 8 mm .....	Rondelle plate 8 mm .....	– 2
<b>N 63</b>	415 0423 00	Double Ball Joint .....	Joint à rotule double .....	– 2
<b>64</b>	222 0825 65	Hex. Screw M8 x 25 .....	Vis hex. M8 x 25 .....	– 2
<b>65</b>	224 0802 51	Flat Washer 8 mm .....	Rondelle plate 8 mm .....	– 2
<b>N 66</b>	415 0938 12	Free Piston .....	Piston Libre .....	– 2
<b>N 67</b>	415 0938 02	Air Valve .....	Soupape-air .....	– 2
<b>68</b>	414 8883 13	Valve Cap .....	Bouchon de soupape .....	– 2
<b>N 69</b>	415 0938 11	L.H. Hose .....	Boyau GA .....	– 1
<b>N</b>	415 0938 15	R.H. Hose .....	Boyau DR .....	– 1
<b>N 70</b>	415 0938 10	Bolt .....	Boulon .....	– 4
<b>71</b>	415 0387 00	Packing .....	Joint torique .....	– 8
<b>N 72</b>	415 0938 09	Tank .....	Réservoir .....	– 2
<b>N 73</b>	415 0938 08	Guide .....	Guide .....	– 2
<b>N 74</b>	415 0938 07	O-Ring .....	Joint torique .....	– 2
<b>N 75</b>	415 0938 06	Piston Ring .....	Bague de piston .....	– 2
<b>N 76</b>	415 0938 05	Stop Ring .....	Bague d'arrêt .....	– 2
<b>N 77</b>	415 0938 04	O-Ring .....	Joint torique .....	– 2





## Drive Axle and Track Essieu moteur et chenille

			MX Z 440 LC	MX Z x 440 LC
<b>N 1</b>	570 2098 00	Track (121") .....	1	—
<b>N</b>	570 2103 00	Track (121") .....	—	1
<b>2</b>	500 0033 00	Cleat .....	48	—
<b>3</b>	500 0034 00	Guide Cleat .....	48	32
<b>4</b>	414 9908 00	Half Sprocket 9-Teeth .....	2	—
<b>N</b>	415 0855 00	Half Sprocket 9-Teeth .....	—	2
<b>5</b>	581 0565 00	Oil Seal .....	1	—
<b>N</b>	581 1285 00	Oil Seal .....	—	1
<b>6</b>	501 0255 00	Drive Axle .....	1	—
<b>N</b>	501 0267 00	Drive Axle .....	—	1
<b>7</b>	572 0101 00	Speedometer Drive Insert .....	1	1
<b>8</b>	414 6639 00	Sprocket 9-Teeth .....	2	—
	414 8826 00	Sprocket 9-Teeth .....	—	2
<b>9</b>	501 0174 00	Ball Bearing Protector .....	1	1
<b>10</b>	405 4044 00	Ball Bearing 6205 .....	1	1
<b>11</b>	501 0241 00	Retainer Ring .....	1	1
<b>12-13</b>	501 0243 00	<b>Ball Bearing Housing .....</b>	<b>Logement de roulement à billes ...</b>	1 1
<b>13</b>	408 2007 00	Grease Fitting .....	1	1
<b>14</b>	517 2436 00	Cable Protector .....	1	—
<b>15</b>	228 5810 45	Nut Hex. Elastic M8 .....	3	3
<b>16</b>	501 0242 00	Spacer .....	1	1
<b>17</b>	501 0222 00	Spacer .....	1	1
<b>18</b>	371 9102 00	Circlip .....	1	1
<b>19</b>	413 7061 00	Lithium Grease, 400 gr. ....	@	@

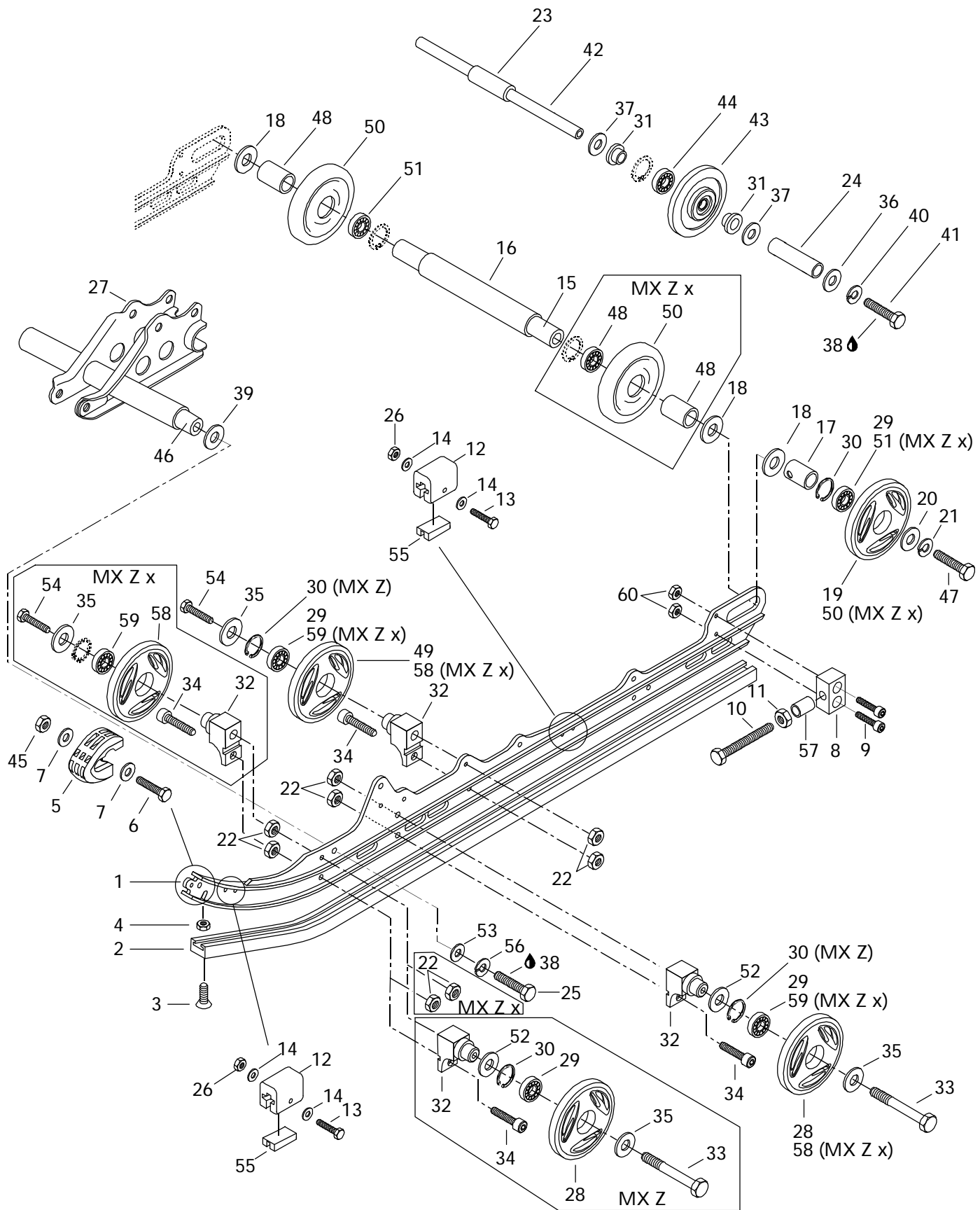






## Rear Suspension Suspension arrière

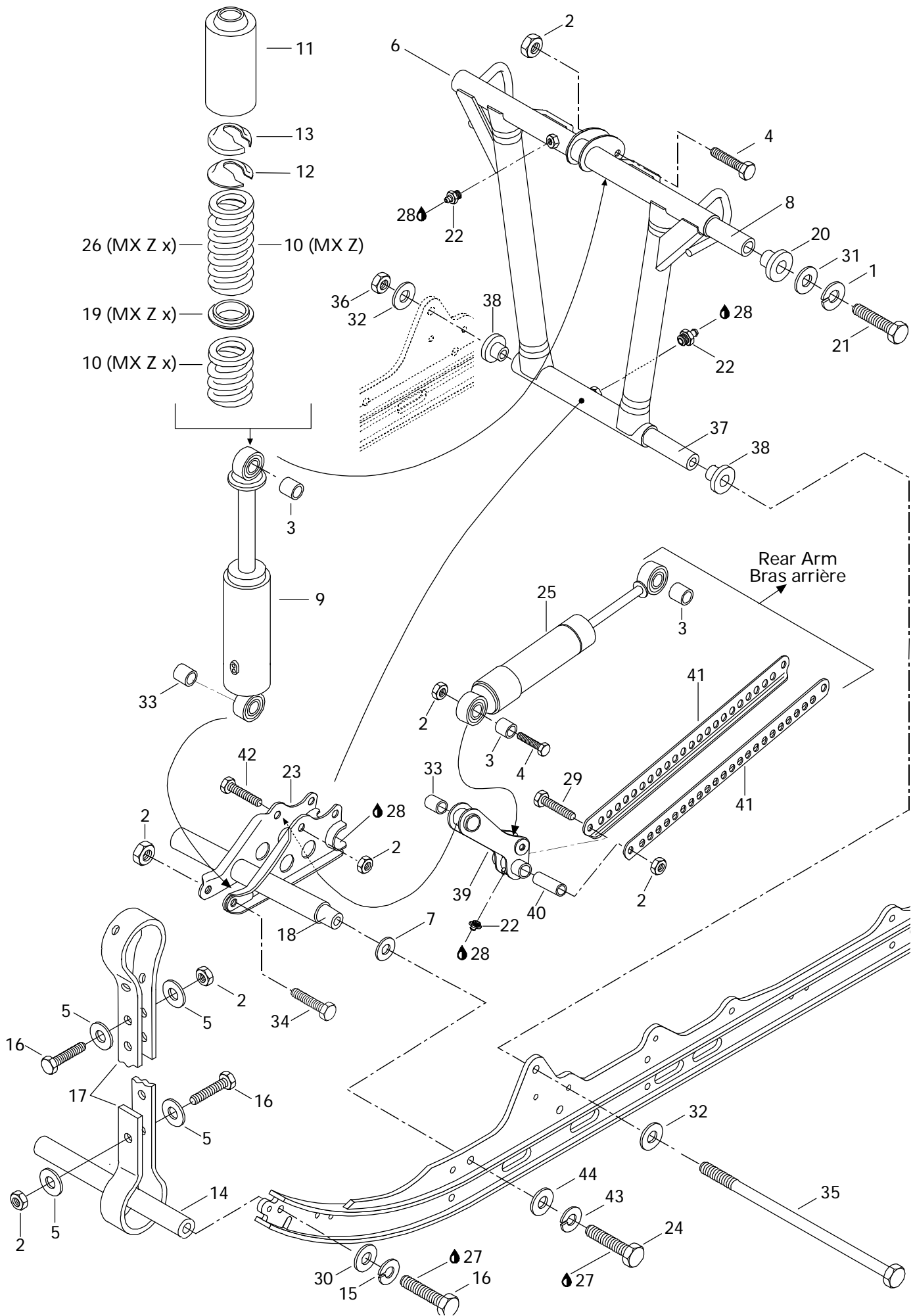
			MX Z 440 LC	MX Z x 440 LC
<b>N 1</b>	503 1708 00	Runner (121") .....	Rail (121") .....	2 -
<b>N</b>	503 1742 00	Runner (121") .....	Rail (121") .....	- 2
<b>N 2</b>	560 3148 00	Runner Shoe (121") .....	Glissière (121") .....	2 2
<b>3</b>	216 3625 60	Countersunk Head Screw M6 x 25 .....	Vis à tête fraisée M6 x 25 .....	2 2
<b>4</b>	228 5610 45	Elastic Stop Nut M6 .....	Écrou élastique M6 .....	2 2
<b>5</b>	572 0754 00	Runner Protector .....	Protecteur de rail .....	2 2
<b>6</b>	222 0525 65	Hex. Screw M5 x 25 .....	Vis hex. M5 x 25 .....	2 2
<b>7</b>	391 3016 00	Washer .....	Rondelle .....	4 4
<b>8</b>	503 1684 00	Tensioner .....	Tendeur .....	2 2
<b>9</b>	222 9830 65	Allen Screw M8 x 30 .....	Vis Allen M8 x 30 .....	4 4
<b>10</b>	732 6010 17	Hex. Screw M10 x 110 .....	Vis hex. M10 x 110 .....	2 2
<b>11</b>	228 0010 45	Elastic Stop Nut M10 .....	Écrou élastique M10 .....	2 2
<b>N 12</b>	570 0630 00	Rubber Stopper .....	Butée de caoutchouc .....	4 4
<b>13</b>	222 0540 65	Hex. Screw M5 x 40 .....	Vis hex. M5 x 40 .....	4 4
<b>14</b>	391 3017 00	Flat Washer .....	Rondelle plate .....	8 8
<b>15</b>	503 1607 00	Rear Axle .....	Essieu arrière .....	1 -
	503 1679 00	Rear Axle .....	Essieu arrière .....	- 1
<b>16</b>	503 1395 00	Spacer (long) .....	Entretoise (longue) .....	1 -
	503 1560 00	Spacer (Center) .....	Entretoise (centre) .....	- 1
<b>17</b>	503 1548 00	Outer Spacer .....	Entretoise extérieure .....	2 2
<b>18</b>	504 1082 00	Shim .....	Cale .....	4 4
<b>19</b>	570 0453 26	Bond Wheel 165 (Yellow) .....	Roue d'engagement 165 (jaune) .....	2 -
<b>N 20</b>	503 1710 00	Washer .....	Rondelle .....	2 2
<b>21</b>	224 7011 88	Lock Washer 10 mm .....	Rondelle-frein 10 mm .....	2 2
<b>22</b>	228 7810 45	Flanged Elastic Stop Nut M8 .....	Écrou élastique à épaulement M8 .....	12 12
<b>23</b>	503 1601 00	Center Spacer .....	Entretoise centrale .....	1 1
<b>24</b>	503 1602 00	External Spacer .....	Entretoise extérieure .....	2 2
<b>25</b>	222 0235 65	Hex. Screw M12 x 35 .....	Vis hex. M12 x 35 .....	2 2
<b>26</b>	228 5510 45	Elastic Stop Nut M5 .....	Écrou d'arrêt élastique M5 .....	4 4
<b>27</b>	503 1583 00	Welded Shock Support .....	Support soudé d'amortisseur .....	1 1
<b>28</b>	570 0452 26	Idler Wheel 135 (Yellow) .....	Roue de support 135 (jaune) .....	4 -
<b>29</b>	405 4045 00	Ball Bearing 6205 .....	Roulement à billes 6205 .....	8 -
<b>30</b>	371 9017 00	Circlip .....	Circlip .....	8 -
<b>31</b>	414 8884 00	Cushion .....	Coussinet .....	4 4
<b>32</b>	503 1636 00	Support .....	Support .....	6 6
<b>N 33</b>	222 0885 65	Hex. Screw M8 x 85 .....	Vis hex. M8 x 85 .....	4 2
<b>34</b>	222 9825 65	Allen Screw M8 x 25 .....	Vis Allen M8 x 25 .....	6 6
<b>35</b>	503 1678 00	Washer .....	Rondelle .....	6 6
<b>N 36</b>	503 1698 00	Washer (Yellow) .....	Rondelle (jaune) .....	2 2





## Rear Suspension Suspension arrière

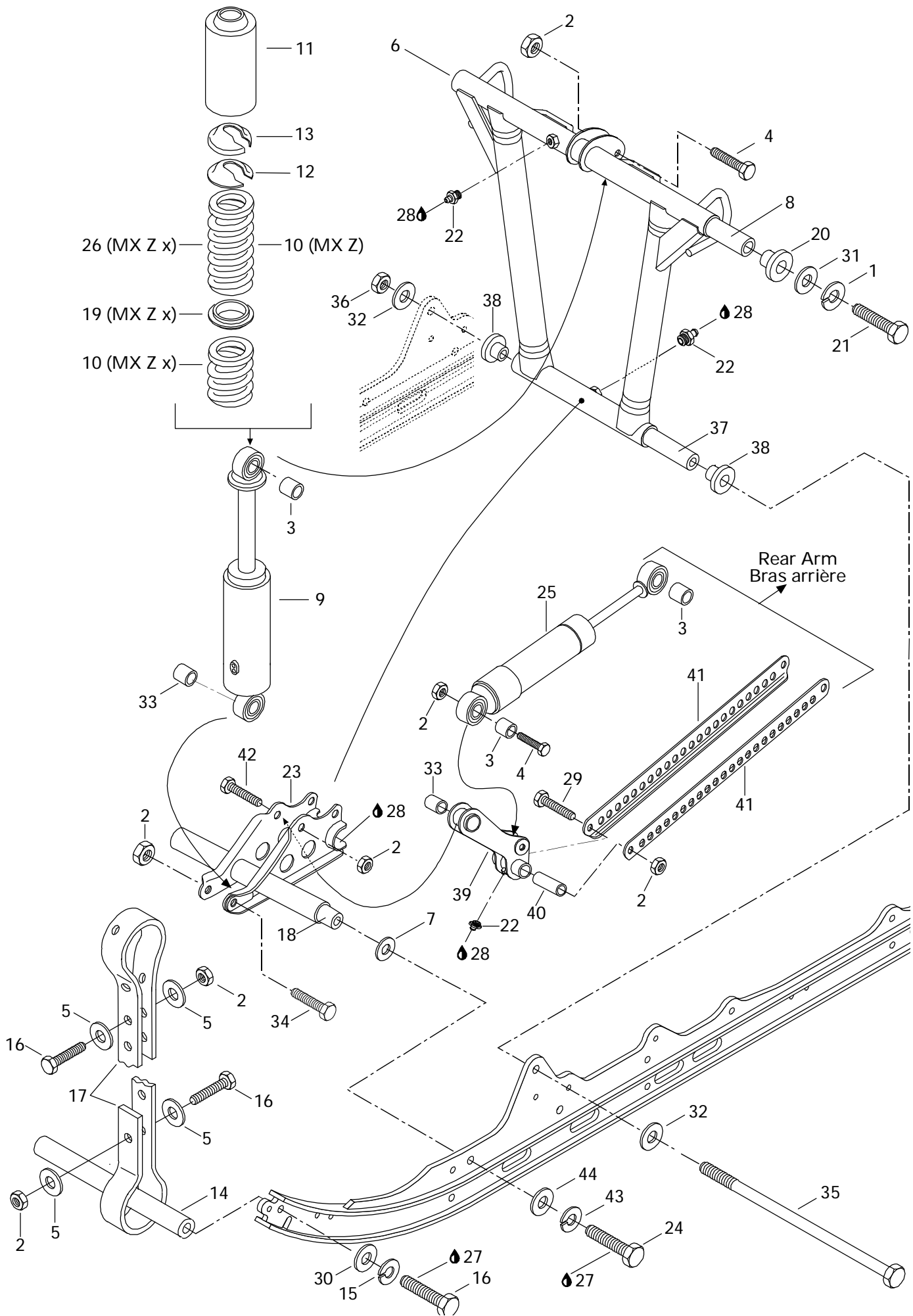
				MX Z 440 LC	MX Z x 440 LC
<b>37</b>	503 1540 00	Washer .....	Rondelle .....	4	4
<b>38</b>	413 7074 00	Loctite 271, 10 c.c.....	Loctite 271, 10 c.c. ....	@	@
<b>N 39</b>	503 1754 00	Hard Washer .....	Rondelle trempée .....	2	2
<b>40</b>	224 7811 40	Lock Washer 8 mm .....	Rondelle-frein 8 mm .....	2	2
<b>41</b>	222 0830 65	Hex. Screw M8 x 30 .....	Vis hex. M8 x 30 .....	2	2
<b>42</b>	503 1600 00	Wheel Support Axle .....	Axe de roue de support .....	1	1
<b>43-44</b>	572 0189 00	<b>Idler Wheel</b> .....	<b>Roue de support</b> .....	2	2
<b>44</b>	405 4045 00	Ball Bearing 6205 .....	Roulement à billes 6205.....	2	2
<b>45</b>	228 5510 45	Elastic Stop Nut M5 .....	Écrou élastique M5 .....	2	2
<b>N 46</b>	503 1748 00	Lower Axle .....	Axe inférieur .....	1	1
<b>47</b>	732 6010 02	Hex. Screw .....	Vis hex. ....	2	2
<b>48</b>	503 1396 00	Spacer (Short) .....	Entretoise (courte) .....	1	2
<b>49</b>	570 0452 22	Bonded Wheel 135 .....	Roue enrobée 135 .....	2	—
<b>50-51</b>	572 0458 00	<b>Wheel 165</b> .....	<b>Roue 165</b> .....	1	4
<b>51</b>	405 4045 00	Ball Bearing 6205 .....	Roulement à billes 6205.....	1	4
<b>N 52</b>	503 1737 00	Washer .....	Rondelle .....	4	2
<b>53</b>	224 0212 51	Flat Washer 12 mm .....	Rondelle plate 12 mm .....	2	2
<b>54</b>	222 0880 65	Hex. Screw M8 x 80 .....	Vis hex. M8 x 80 .....	2	4
<b>N 55</b>	572 0848 00	Stopper Reinforcement.....	Renfort de butée.....	4	4
<b>N 56</b>	224 7212 18	Lock Washer 12 mm .....	Rondelle-frein 12 mm .....	2	2
<b>57</b>	503 1685 00	Spacer .....	Entretoise .....	2	2
<b>N 58-59</b>	572 0946 00	<b>Plastic Wheel 135</b> .....	<b>Roue de plastique 135</b> .....	—	6
<b>59</b>	405 4045 00	Ball Bearing 6205 .....	Roulement à billes 6205.....	—	6
<b>60</b>	228 5810 45	Elastic Stop Nut M8 .....	Écrou d'arrêt élastique M8.....	4	4





## Front Arm (RR. Susp.) Bras avant (susp. arr.)

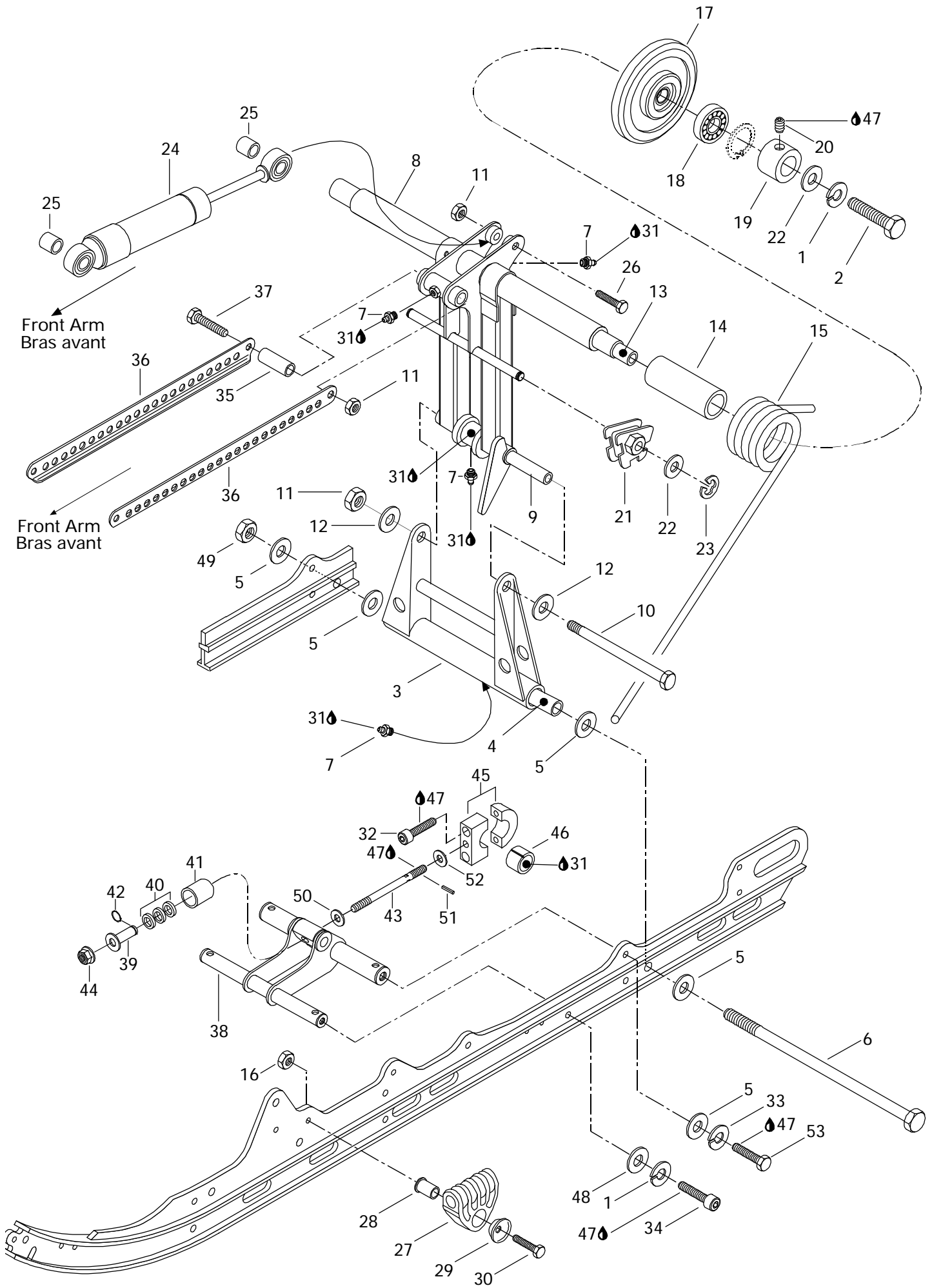
			MX Z 440 LC	MX Z x 440 LC
<b>1</b>	224 7011 88	Lock Washer 10 mm .....	2	2
<b>2</b>	228 5810 45	Elastic Stop Nut M8 .....	9	9
<b>3</b>	414 9360 00	Cushion .....	3	3
<b>4</b>	222 0840 65	Hex. Screw M8 x 40 .....	2	2
<b>5</b>	517 0787 00	Washer .....	8	8
<b>N 6</b>	503 1711 00	Welded Front Arm .....	1	1
<b>N 7</b>	503 1754 00	Hard Washer .....	2	2
<b>8</b>	503 1590 00	Upper Axle .....	1	1
<b>N 9</b>	414 9539 00	Shock .....	1	1
<b>N 10</b>	415 0703 00	Center Spring .....	1	–
<b>N</b>	415 0906 00	Center Spring .....	–	1
<b>11</b>	517 2809 00	Protector .....	1	1
<b>12</b>	503 1416 00	Cap .....	1	1
<b>13</b>	503 1406 00	Spring Stopper .....	1	1
<b>14</b>	503 1516 00	Axle .....	1	1
<b>15</b>	224 7811 40	Lock Washer 8 mm .....	2	2
<b>16</b>	222 0830 65	Hex. Screw M8 x 30 .....	6	6
<b>17</b>	570 0388 00	Stopper Strap .....	2	2
<b>N 18</b>	503 1748 00	Lower Axle (Shock Support) .....	1	1
<b>N 19</b>	503 1822 00	Spring Spacer .....	–	1
<b>20</b>	415 0279 00	Cushion .....	2	2
<b>21</b>	222 0060 65	Hex. Screw M10 x 60 .....	2	2
<b>22</b>	408 2007 00	Grease Fitting M6 .....	3	3
<b>23</b>	503 1583 00	Welded Shock Support .....	1	1
<b>24</b>	222 0235 65	Hex. Screw M12 x 35 .....	2	2
<b>25</b>	414 9540 00	Shock .....	1	1
<b>N 26</b>	415 0905 00	Center Spring .....	–	1
<b>27</b>	413 7074 00	Loctite 271, 10 c.c. ....	@	@
<b>28</b>	413 7061 00	Lithium Grease, 400 gr. ....	@	@
<b>29</b>	222 0875 65	Hex. Screw M8 x 75 .....	1	1
<b>30</b>	224 0811 71	Flat Washer .....	2	2
<b>31</b>	224 0012 11	Flat Washer 10 mm .....	2	2
<b>32</b>	224 0212 51	Flat Washer 12 mm .....	2	2
<b>33</b>	414 9179 00	Cushion .....	2	2
<b>34</b>	222 0855 65	Hex. Screw M8 x 55 .....	1	1
<b>35</b>	503 1408 00	Bolt M12 .....	1	1
<b>36</b>	228 5210 45	Hex. Elastic Nut M12 .....	1	1
<b>37</b>	503 1589 00	Lower Axle (Front Arm) .....	1	1
<b>38</b>	415 0263 00	Cushion .....	2	2





## Front Arm (RR. Susp.) Bras avant (susp. arr.)

			MX Z 440 LC	MX Z x 440 LC
<b>39</b>	503 1585 00	Welded Lever .....	1	1
<b>40</b>	503 1586 00	Tie Rod Shaft .....	1	1
<b>41</b>	503 1587 00	Tie rod .....	2	2
<b>42</b>	222 0850 65	Hex. Screw M8 x 50 .....	1	1
<b>N 43</b>	224 7212 18	Lock Washer 12 mm .....	2	2
<b>44</b>	224 0212 51	Washer 12 mm .....	2	2





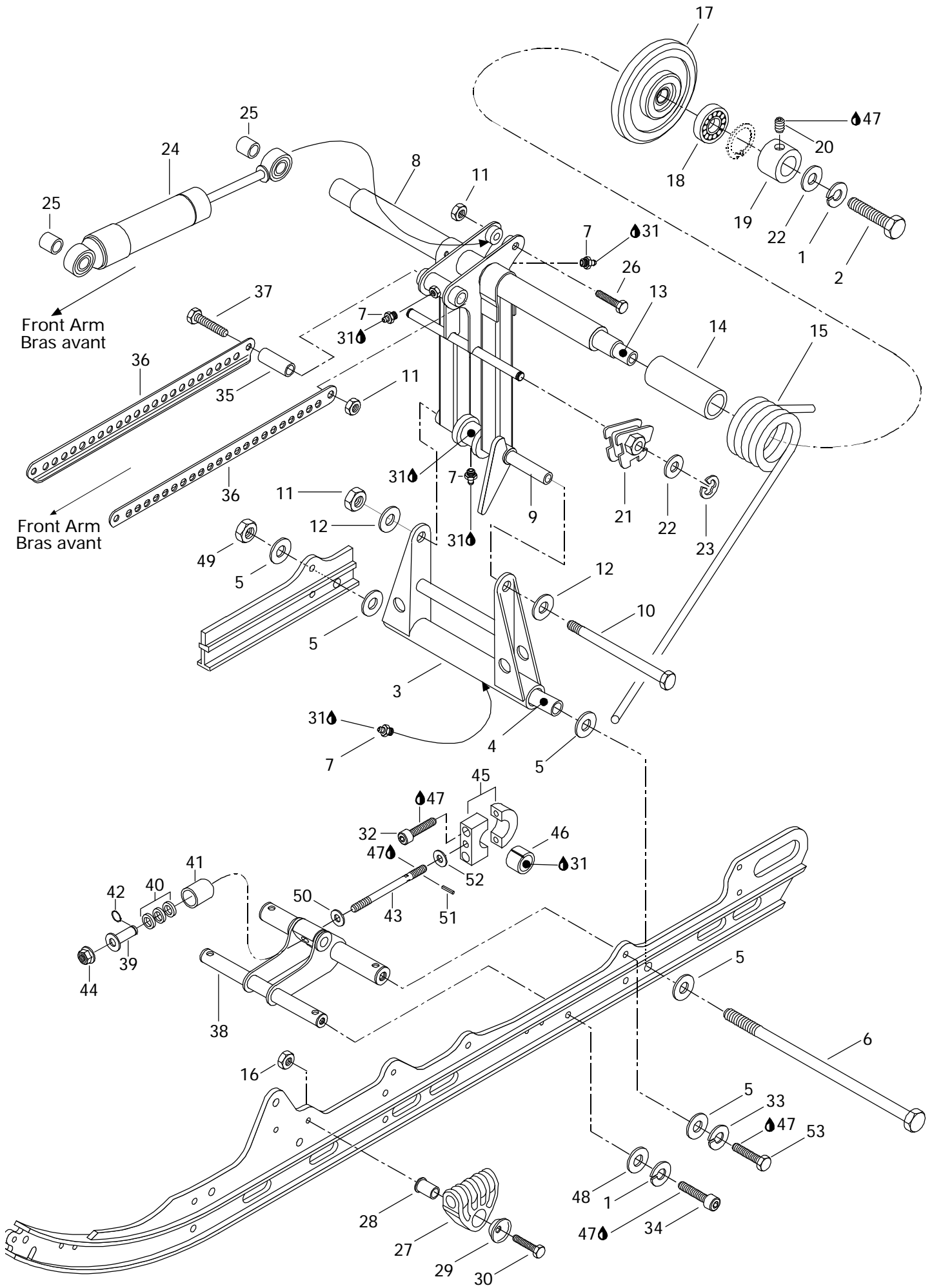


## Rear Arm (RR. Susp.) Bras arrière (susp. arr.)

			MX Z 440 LC	MX Z x 440 LC
1	224 7011 88	Lock Washer 10 mm .....	4	4
2	222 0035 65	Hex. Screw M10 x 35 .....	2	2
3	503 1692 00	Pivot Welded Arm .....	1	1
4	503 1547 03	Lower Axle Pivot .....	1	1
5	224 0812 01	Washer .....	6	6
6	732 6011 98	Bolt M8 .....	1	1
7	408 2007 00	Grease Fitting M6 .....	4	4
<b>N 8</b>	503 1728 00	Welded Rear Arm .....	1	1
9	503 1443 00	Upper Axle .....	1	1
10	732 6011 97	Bolt M8 .....	1	1
11	228 5810 45	Elastic Stop Nut M8 .....	3	3
12	224 0811 71	Washer .....	2	2
13	503 1687 00	Transversal Rear Axle .....	1	—
	503 1517 00	Upper Axle .....	—	1
14	572 0807 00	Bushing .....	2	2
15	414 9435 00	R.H. Spring .....	1	—
	414 9436 00	L.H. Spring .....	1	—
<b>N</b>	415 0693 00	R.H. Spring .....	—	1
<b>N</b>	415 0694 00	L.H. Spring .....	—	1
16	228 5610 45	Elastic Stop Nut M6 .....	2	2
<b>N 17</b> →	18 572 0914 00	<b>Idler Wheel 155</b> .....	<b>Roue de support 155</b> .....	2 2
18	405 4045 00	Ball Bearing 6205 .....	Roulement à billes 6205 .....	2 2
19	503 1688 00	Retaining Ring .....	Bague d'appui .....	2 2
20	— XXX —	Socket Set Screw M6 .....	Vis de pression allen M6 .....	2 2
21	572 0308 00	L.H. Cam Adjuster .....	Came de réglage gauche .....	1 1
	572 0309 00	R.H. Cam Adjuster .....	Came de réglage droite .....	1 1
22	224 0012 11	Flat Washer 10 mm .....	Rondelle plate 10 mm .....	6 6
23	371 9071 00	Circlip .....	Circlip .....	2 2
24	414 9540 00	Shock .....	Amortisseur .....	1 —
<b>N</b>	415 0557 00	Shock .....	Amortisseur .....	— 1
25	414 9360 00	Cushion .....	Coussinet .....	2 2
26	222 0850 65	Hex. Screw M8 x 50 .....	Vis hex. M8 x 50 .....	1 1
27	572 0566 00	Spring Support .....	Support de ressort .....	2 2
28	503 1527 00	Spring Axle Guide .....	Axe-guide pour ressort .....	2 2
29	517 0417 00	Retainer Washer .....	Rondelle de retenue .....	2 2

Parts marked with «XXX» are not available as spare parts.

Les articles marqués d'un «XXX» ne sont pas disponibles comme pièces de remplacement.



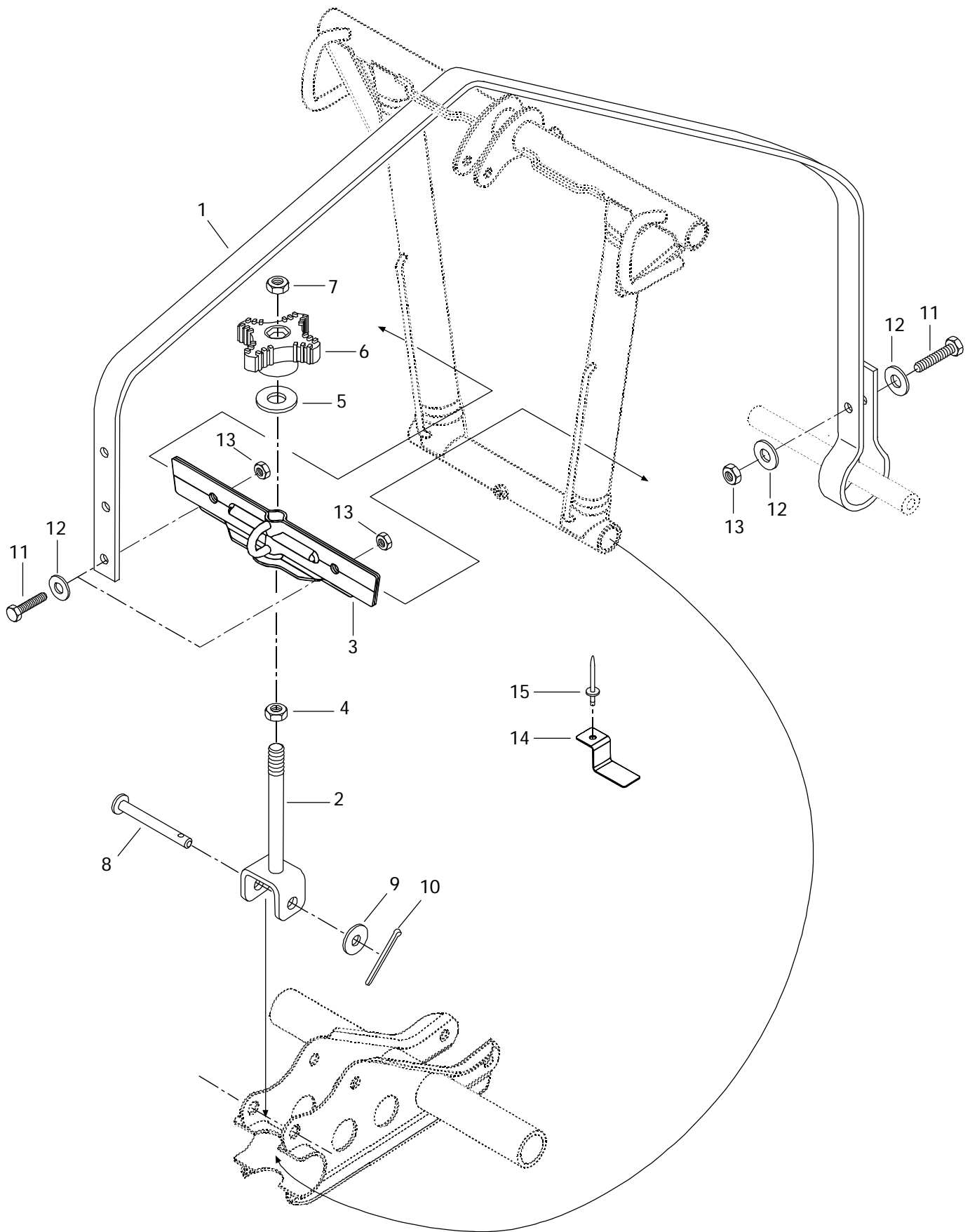


## Rear Arm (RR. Susp.) Bras arrière (susp. arr.)

			MX Z 440 LC	MX Z x 440 LC
<b>30</b>	222 0645 65	Hex. Screw M6 x 45 .....	2	2
<b>31</b>	413 7061 00	Lithium Grease, 400 gr. ....	@	@
<b>32</b>	222 9830 65	Allen Screw M8 x 30 .....	2	2
<b>33</b>	224 7811 40	Lock Washer 8 mm .....	2	2
<b>34</b>	222 9035 65	Socket Screw M10 x 35.....	2	2
<b>35</b>	503 1586 00	Tie Rod Shaft .....	1	1
<b>36</b>	503 1587 00	Tie Rod .....	2	2
<b>37</b>	222 0875 65	Hex. Screw M8 x 75 .....	1	1
<b>N 38</b>	503 1719 00	Bracket Weld .....	1	—
<b>N</b>	503 1743 00	Bracket Weld .....	—	1
<b>N 39</b>	503 1729 00	Bushing Weld .....	1	1
<b>40</b>	570 0496 00	Rubber Stopper .....	3	3
<b>41</b>	503 1036 00	Cup .....	1	1
<b>N 42</b>	371 9107 00	Circlip .....	1	1
<b>N 43</b>	— XXX —	Threaded Rod .....	1	1
<b>44</b>	228 7010 45	Flanged Lock Nut M10.....	1	1
<b>N 45</b>	580 6538 00	Pivot Block (Incl. It. 51) .....	1	1
<b>46</b>	415 0278 00	Cushion .....	1	1
<b>47</b>	413 7074 00	Loctite 271, 10 c.c. ....	@	@
<b>48</b>	224 0012 11	Flat Washer 10 mm .....	2	2
<b>49</b>	228 7810 45	Elastic Flanged Nut M8 .....	1	1
<b>N 50</b>	503 1727 00	Washer .....	1	1
<b>N 51</b>	732 8040 11	Spring Pin .....	1	1
<b>N 52</b>	— XXX —	Washer .....	1	1
<b>53</b>	222 0830 66	Hex. Screw M8 x 30 .....	2	2

Parts marked with «XXX» are not available as spare parts.

Les articles marqués d'un «XXX» ne sont pas disponibles comme pièces de remplacement.

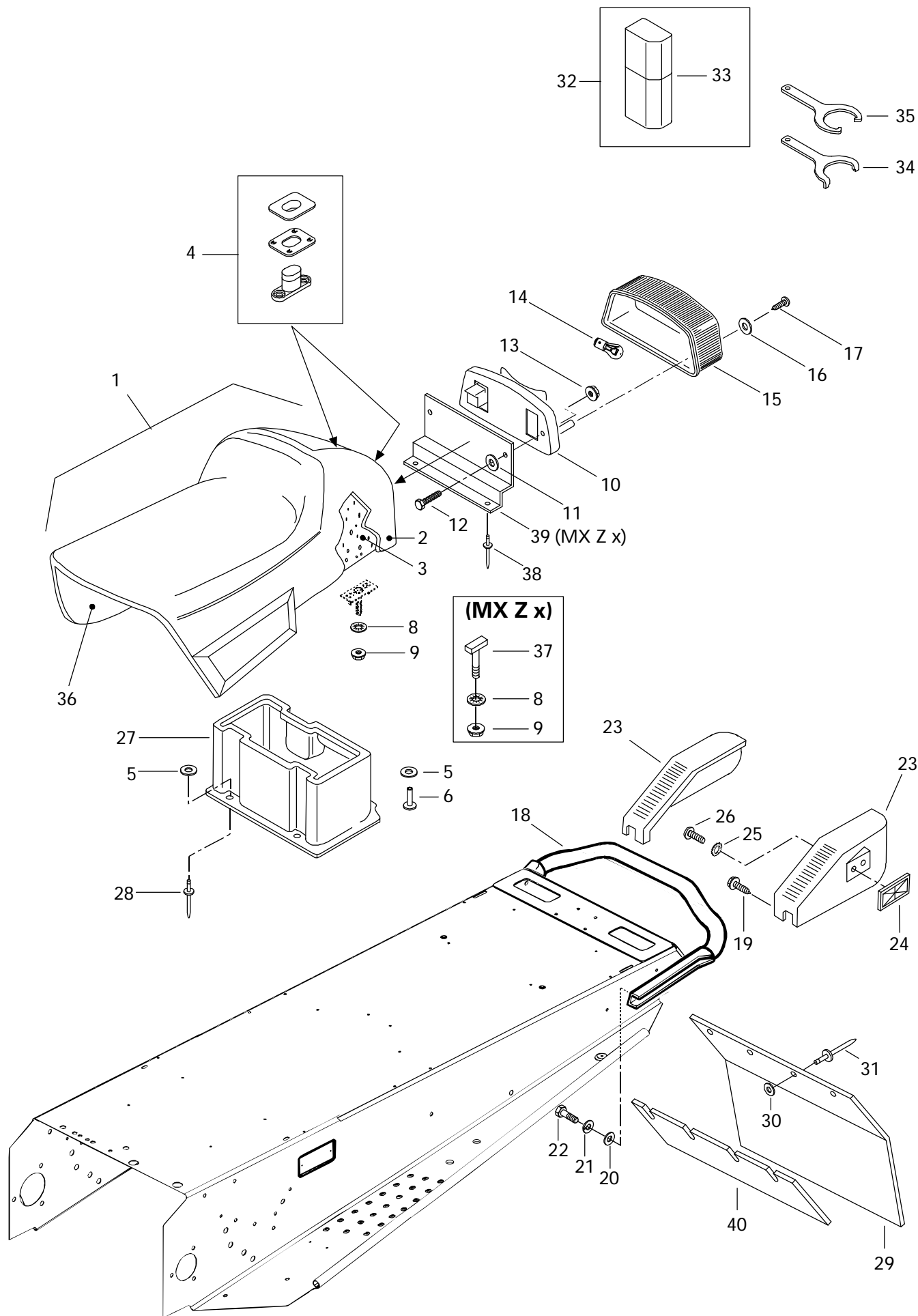




## Rear Suspension Quick Adjustment Ajustement rapide de suspension arrière

MX Z 440 LC	MX Z x 440 LC
-------------------	---------------------

				MX Z 440 LC	MX Z x 440 LC
<b>N 1-13</b>	861 7602 00	Quick Adjustment Parts .....	Pièces de l'ajustement rapide .....	Opt(1)	Opt(1)
<b>1</b>	570 0497 00	Strap .....	Courroie .....	Opt(2)	Opt(2)
<b>2</b>	503 1700 00	Strap Link .....	Attache de courroie .....	Opt(1)	Opt(1)
<b>3</b>	503 1663 00	Stopper .....	Limiteur .....	Opt(1)	Opt(1)
<b>4</b>	228 0010 45	Hex. Nut M10 .....	Écrou hex. M10 .....	Opt(1)	Opt(1)
<b>5</b>	224 0022 51	Washer .....	Rondelle .....	Opt(1)	Opt(1)
<b>6</b>	572 0340 00	Knob Adjuster .....	Poignée d'ajustement .....	Opt(1)	Opt(1)
<b>7</b>	228 5010 45	Hex. Elastic Nut M10 .....	Écrou élastique hex. M10 .....	Opt(1)	Opt(1)
<b>8</b>	414 8039 00	Clevis Pin .....	Axe à goupille .....	Opt(1)	Opt(1)
<b>9</b>	224 0012 11	Washer 10 mm .....	Rondelle 10 mm .....	Opt(1)	Opt(1)
<b>10</b>	371 8010 00	Cotter Pin .....	Goupille fendue .....	Opt(1)	Opt(1)
<b>11</b>	222 0825 65	Screw Hex. M8 x 25 .....	Vis hex. M8 x 25 .....	Opt(4)	Opt(4)
<b>12</b>	224 0802 51	Washer 8 mm .....	Rondelle 8 mm .....	Opt(6)	Opt(6)
<b>13</b>	228 5810 45	Hex. Elastic Nut M8 .....	Écrou hex. élastique M8 .....	Opt(4)	Opt(4)
<b>N 14</b>	503 1766 00	Guide Stopper .....	Limiteur de guide .....	Opt(2)	Opt(2)
<b>15</b>	390 4043 00	Rivet .....	Rivet .....	Opt(2)	Opt(2)



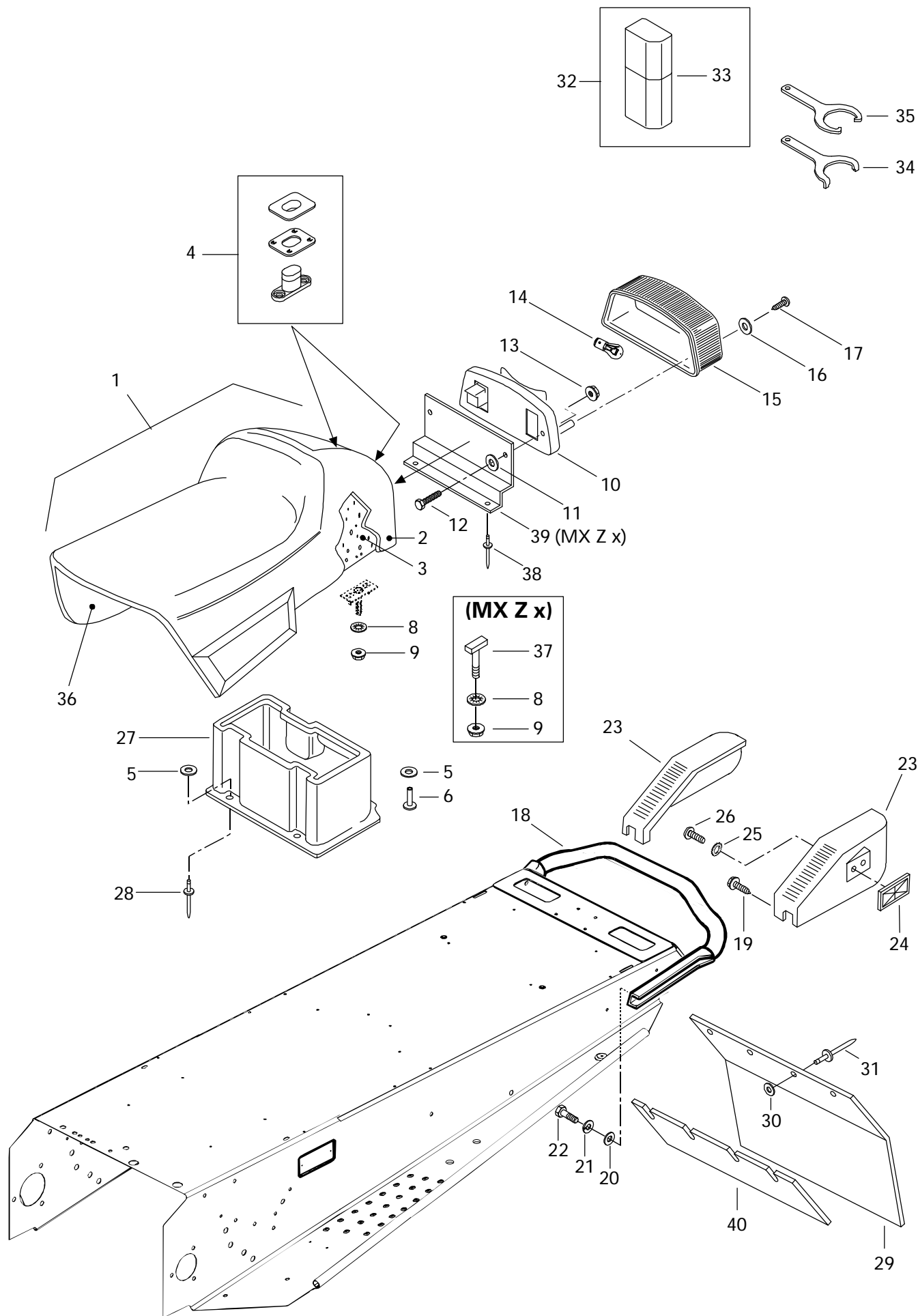


## Seat and Accessories Siège et accessoires

			MX Z 440 LC	MX Z x 440 LC
<b>N 1</b>	— XXX —	Seat Ass'y (1 pass.) .....	1	—
<b>N</b>	— XXX —	Seat Ass'y (1 pass.) .....	—	1
<b>N 2</b>	415 0371 03	Seat Cover (1 pass.) .....	1	—
<b>N</b>	415 0659 03	Seat Cover (1 pass.) .....	—	1
<b>3</b>	414 8913 00	Seat Foam (1 pass.) .....	1	—
<b>N</b>	415 0659 02	Seat Foam (1 pass.) .....	—	1
<b>4</b>	414 7280 00	Seat Buckle .....	@	@
<b>5</b>	517 2259 00	Washer .....	5	—
<b>6</b>	— XXX —	Rivet (SLF-616) .....	3	—
<b>7</b>				
<b>8</b>	732 6100 72	Push Nut .....	2	2
<b>9</b>	228 7610 45	Elastic Flanged Nut M6 .....	2	2
<b>10</b>	414 5136 00	Taillamp Housing .....	1	1
<b>11</b>	517 2259 00	Washer .....	2	2
<b>12</b>	222 0530 65	Hex. Screw M5 x 30 .....	2	2
<b>13</b>	228 7510 45	Flanged Elastic Nut M5 .....	2	2
<b>14</b>	410 5040 00	Bulb .....	1	1
<b>15</b>	414 5137 00	Lens .....	1	1
<b>16</b>	414 5164 00	Plastic Washer .....	2	2
<b>N 17</b>	732 6012 53	Tapping Screw .....	2	2
<b>N 18</b>	518 3140 00	Rear Bumper .....	1	—
<b>N</b>	518 3182 00	Rear Bumper .....	—	1
<b>19</b>	365 9011 00	Self Tapping Screw M12 x 3/4 .....	6	—
<b>20</b>	224 0811 71	Washer 8 mm .....	4	4
<b>21</b>	224 7811 40	Lock Washer 8 mm .....	4	4
<b>22</b>	222 0820 65	Hex. Screw M8 x 20 .....	4	4
<b>23-26</b>	580 6420 00	R.H. Moulding .....	1	—
	580 6421 00	L.H. Moulding .....	1	—
<b>24</b>	414 5101 00	Red Reflector .....	2	2
<b>25</b>	224 1511 01	Ext. Tooth Lock Washer 5 mm .....	2	2
<b>26</b>	222 8510 65	Phillips Screw M5 x 10 .....	2	2
<b>27</b>	572 0398 02	Rear Trunk .....	1	—
<b>28</b>	390 9080 00	Rivet .....	2	2
<b>29</b>	572 0301 00	Snow Guard .....	1	1
<b>30</b>	517 2259 00	Flat Washer .....	4	4

Parts marked with «XXX» are not available as spare parts.

Les articles marqués d'un «XXX» ne sont pas disponibles comme pièces de remplacement.





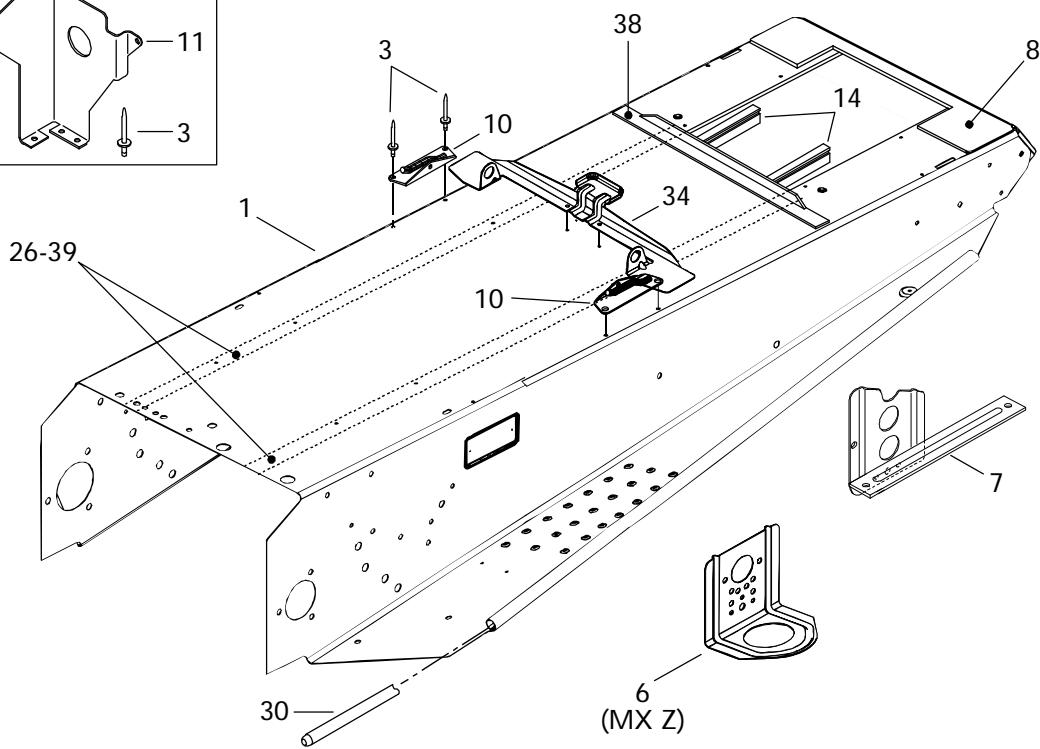
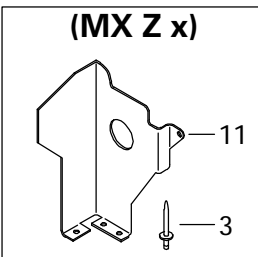
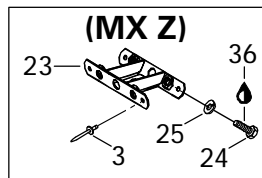
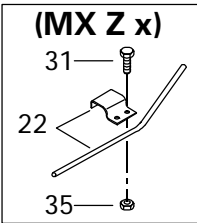
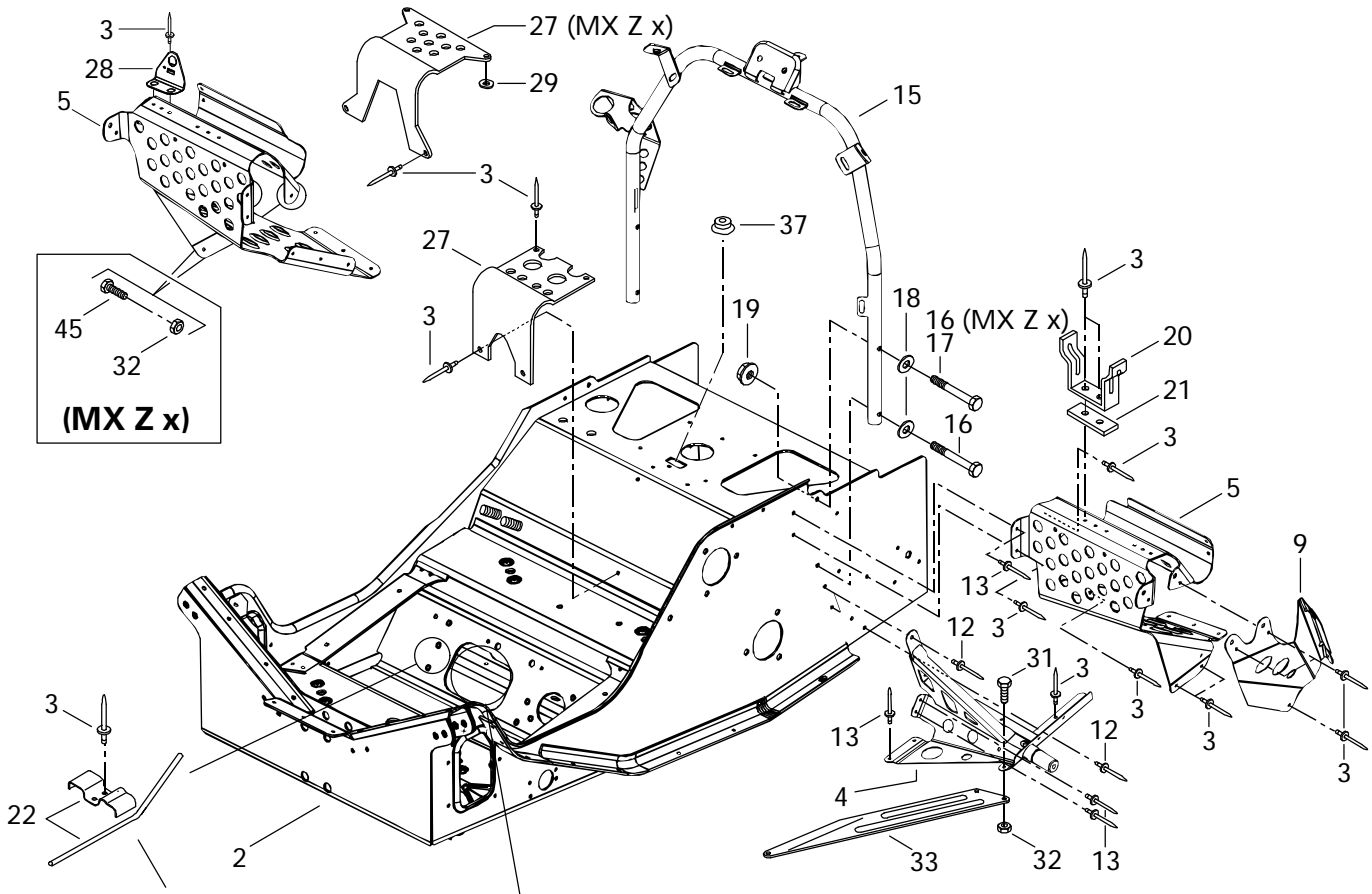


## Seat and Accessories Siège et accessoires

			MX Z 440 LC	MX Z x 440 LC
<b>31</b>	390 9080 00	Rivet (Black) .....	4	—
	390 9096 00	Rivet (Black) .....	—	4
<b>32</b>	529 0279 00	<b>Tool Box Kit</b> (Incl. It. 33) .....	1	1
	529 0192 00	Screw Driver (Not Shown) .....	1	1
	529 0149 00	Wrench Socket (10/13 mm) (Not Shown) ....	1	1
	529 0148 00	Wrench Socket (21/26 mm) (Not Shown) ....	1	1
	529 0173 00	Wrench Fork (10/13 mm) (Not Shown) .....	1	1
	— XXX —	Wrench Fork (16/18 mm) (Not Shown) .....	1	1
	529 0147 00	Multi-Wrench (Not Shown) .....	1	1
	412 5001 00	Rope-Starter (Not Shown) .....	1	1
	529 0194 00	Starter Grip (Not Shown) .....	1	1
	529 0195 00	Tool-Spacing (Not Shown) .....	1	1
	529 0193 00	Wrench Fork (15/17 mm) (Not Shown) ....	1	1
<b>33</b>	572 0363 10	Tool Box .....	1	1
<b>34</b>	529 0255 00	Adjuster Wrench (Rear Suspension) ..	1	1
<b>35</b>	529 0240 00	Adjuster Wrench (Rear Suspension) ..	1	1
<b>N 36</b>	572 0941 00	Seat Base .....	—	1
<b>37</b>	732 6012 21	«T» Bolt .....	—	2
<b>38</b>	390 9068 00	Rivet .....	—	2
<b>N 39</b>	415 0652 00	Support .....	—	1
<b>N 40</b>	572 0970 00	Reinforcement .....	—	1

Parts marked with «XXX» are not available as spare parts.

Les articles marqués d'un «XXX» ne sont pas disponibles comme pièces de remplacement.



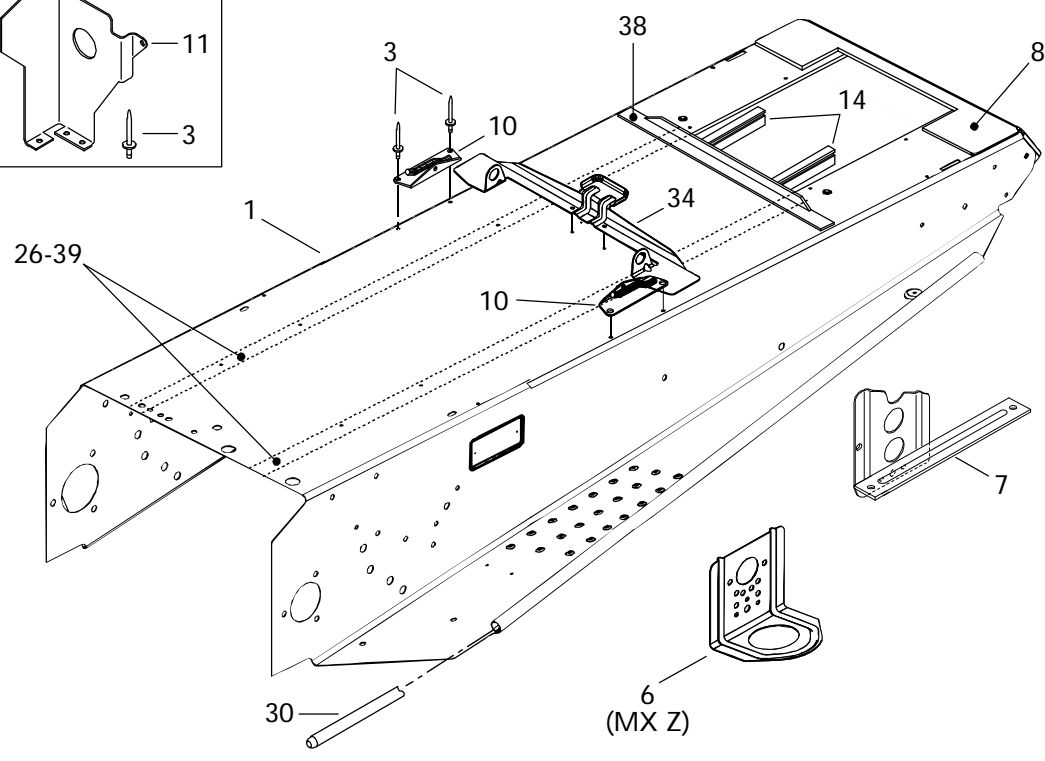
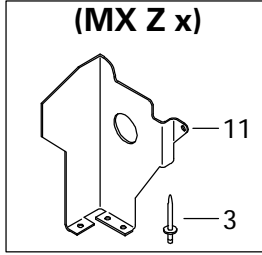
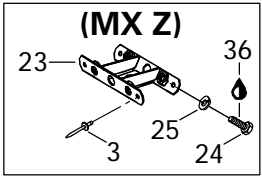
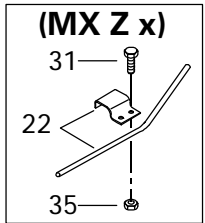
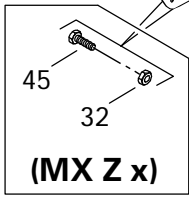
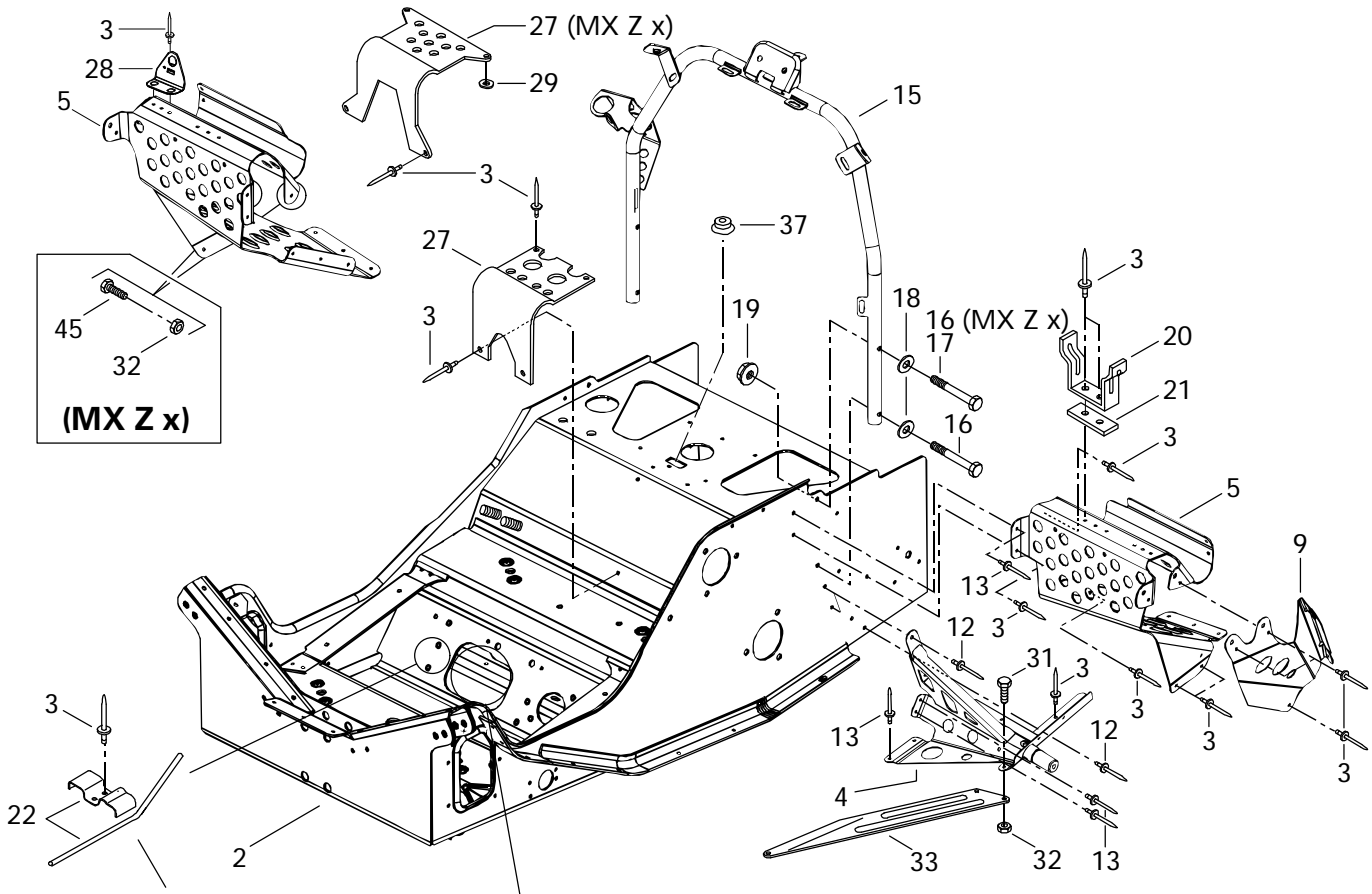


## Frame and Accessories Châssis et accessoires

			MX Z 440 LC	MX Z x 440 LC
<b>N 1-2</b>	518 3164 47	Frame Ass'y .....	1	—
<b>N</b>	— XXX —	Frame Ass'y .....	—	1
<b>N 1</b>	518 3168 48	Tunnel .....	1	—
<b>N</b>	518 3168 55	Tunnel .....	—	1
<b>N 2</b>	— XXX —	Front Member .....	1	—
<b>N</b>	518 3180 40	Front Member .....	—	1
<b>3</b>	390 4022 00	Rivet .....	@	@
<b>N 4</b>	518 3167 71	L.H. Support .....	1	—
<b>N</b>	518 3167 70	R.H. Support .....	1	—
<b>N</b>	518 3167 02	L.H. Support .....	—	1
<b>N</b>	518 3167 03	R.H. Support .....	—	1
<b>5</b>	518 3138 04	R.H. Front Footrest .....	1	—
	518 3138 05	L.H. Front Footrest .....	1	—
<b>N</b>	518 3181 17	R.H. Front Footrest .....	—	1
<b>N</b>	518 3181 18	L.H. Front Footrest .....	—	1
<b>6</b>	518 3129 10	Front Bracket .....	2	—
<b>N 7</b>	518 3167 49	L.H. Rear Bracket .....	1	—
<b>N</b>	518 3167 50	R.H. Rear Bracket .....	1	—
<b>N</b>	518 3167 23	L.H. Rear Bracket .....	—	1
<b>N</b>	518 3167 24	R.H. Rear Bracket .....	—	1
<b>8</b>	518 3102 11	Cap-End .....	1	—
<b>N</b>	518 3181 02	Cap-End .....	—	1
<b>N 9</b>	518 3087 27	Upper Plate L.H. ....	1	—
<b>N</b>	518 3087 28	Upper Plate R.H. ....	1	—
<b>N</b>	518 3181 21	Upper Plate L.H. ....	—	1
<b>N</b>	518 3181 22	Upper Plate R.H. ....	—	1
<b>10</b>	518 3047 47	R.H. Tank Bracket .....	1	1
	518 3047 48	L.H. Tank Bracket .....	1	1
<b>N 11</b>	518 3181 15	Support .....	—	1
<b>12</b>	390 9092 00	Avex Rivet (Short) .....	@	@
<b>13</b>	390 9091 00	Avex Rivet (Long) .....	@	@
<b>N 14</b>	415 0673 00	Radiator Protector .....	—	2
<b>15</b>	518 3092 00	Handle Steering Support .....	1	—
<b>N</b>	518 3184 00	Handle Steering Support .....	—	1

Parts marked with «XXX» are not available as spare parts.

Les articles marqués d'un «XXX» ne sont pas disponibles comme pièces de remplacement.



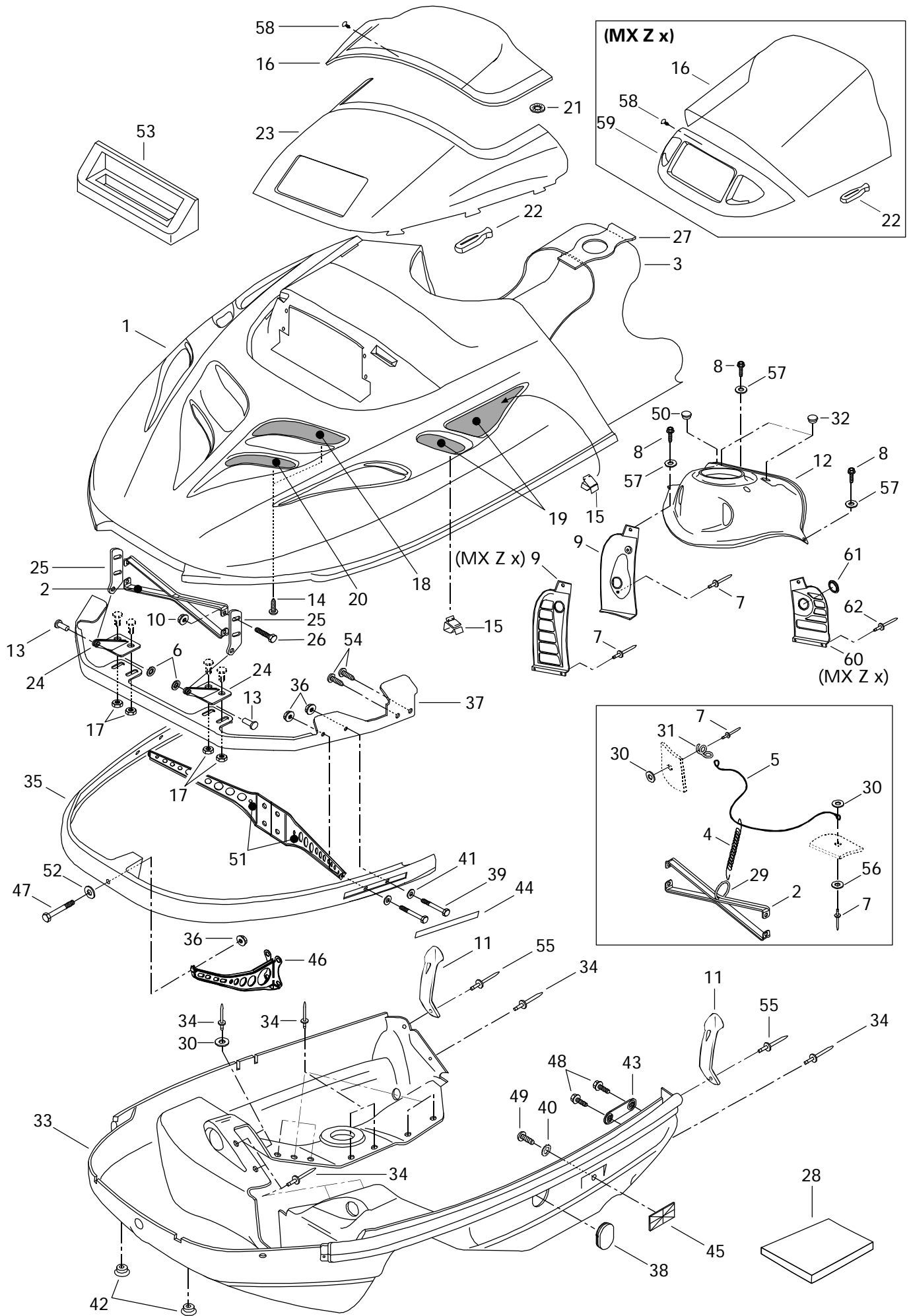


## Frame and Accessories Châssis et accessoires

			MX Z 440 LC	MX Z x 440 LC
<b>16</b>	222 0640 65	Hex. Screw M6 x 40 .....	2	4
<b>17</b>	222 0635 65	Hex. Screw M6 x 35 .....	2	—
<b>18</b>	224 0611 51	Washer 6 mm .....	4	4
<b>19</b>	228 7610 45	Elastic Flanged Stop Nut M6 .....	4	4
<b>20</b>	518 2021 00	Pulley Guard Bracket .....	1	1
<b>21</b>	518 2075 00	Reinforcement .....	1	1
<b>22</b>	518 3151 00	Guide Rope .....	1	—
<b>N</b>	517 2935 00	Guide Rope .....	—	1
<b>23</b>	518 3047 41	Reinf. Plate .....	1	—
<b>24</b>	222 0820 65	Hex. Screw M8 x 20 .....	2	—
<b>25</b>	224 7811 40	Lock Washer 8 mm .....	2	—
<b>N 26</b>	415 0685 00	Protector .....	—	2
<b>27</b>	518 3104 00	Air Silencer Support .....	1	—
<b>N</b>	518 3181 06	Air Silencer Support .....	—	1
<b>28</b>	518 3102 06	Valve Bracket .....	1	1
<b>29</b>	517 1243 00	Washer .....	—	2
<b>30</b>	518 3047 46	Reinforcement .....	2	—
<b>N</b>	518 3181 09	Reinforcement .....	—	2
<b>31</b>	222 0516 65	Hex. Screw M5 x 16 .....	2	2
<b>32</b>	228 7510 45	Elastic Flanged Stop Nut M5 .....	2	6
<b>N 33</b>	518 3167 72	R.H. Reinf. Plate .....	1	—
<b>N</b>	518 3167 73	L.H. Reinf. Plate .....	1	—
<b>N</b>	518 3167 09	R.H. Reinf. Plate .....	—	1
<b>N</b>	518 3167 10	L.H. Reinf. Plate .....	—	1
<b>N 34</b>	— XXX —	Seat Bracket .....	1	—
	518 3102 08	Seat Bracket .....	—	1
<b>35</b>	228 5510 45	Elastic Stop Nut M5 .....	—	2
<b>36</b>	413 7074 00	Loctite 271, 10cc .....	@	@
<b>37</b>	414 8594 00	Cap .....	1	—
<b>N 38</b>	518 3181 16	Frame Member .....	—	1
<b>N 39</b>	518 3181 12	Frame Protector .....	—	2

Parts marked with «XXX» are not available as spare parts.

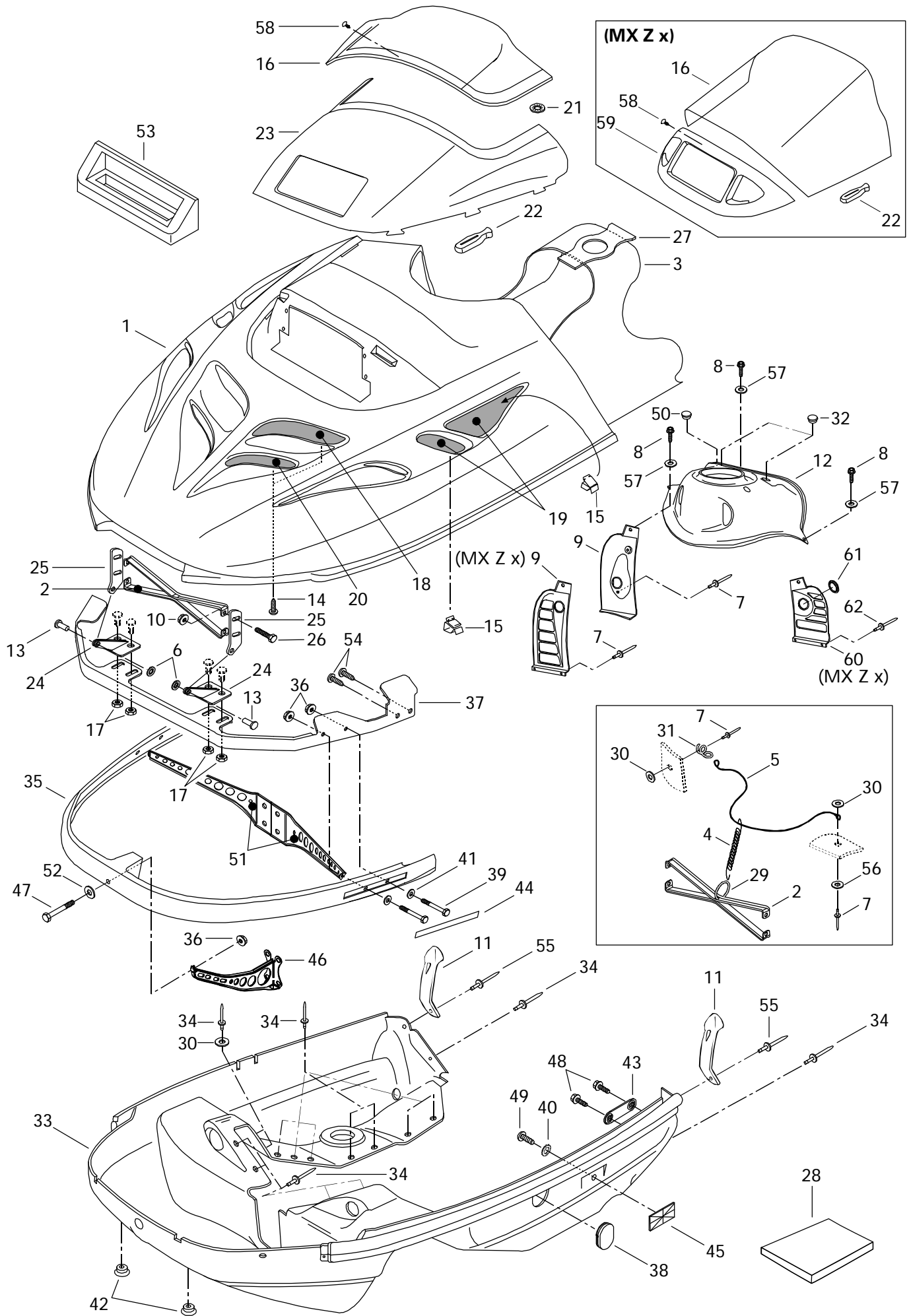
Les articles marqués d'un «XXX» ne sont pas disponibles comme pièces de remplacement.





## Cab, Console Capot, console

			MX Z 440 LC	MX Z x 440 LC
<b>N 1</b>	572 0771 38	Cab (Yellow) .....	1	—
<b>N</b>	572 0771 46	Cab (Yellow) .....	—	1
<b>2</b>	517 2781 00	Hood Reinforcer .....	1	—
<b>N</b>	517 2916 00	Hood Reinforcer .....	—	1
<b>N 3</b>	415 0893 00	Rear Tank Cover .....	—	1
<b>4</b>	415 0433 00	Spring .....	1	1
<b>5</b>	414 2123 00	Cab Retainer Cable .....	1	1
<b>6</b>	389 8043 00	Nut Push .....	2	2
<b>7</b>	390 4096 00	Rivet (Black) .....	3	4
<b>N 8</b>	732 6000 30	Tapping Screw .....	3	3
<b>9</b>	572 0521 01	Dash-Handle .....	1	—
<b>N</b>	572 0947 00	Dash R.H. ....	—	1
<b>10</b>	228 7510 45	Elastic Flanged Stop Nut M5 .....	4	4
<b>11</b>	570 0271 00	Hood Latch .....	2	2
<b>N 12</b>	572 0527 02	Dash-Switch .....	1	—
<b>N</b>	572 0527 03	Dash-Switch .....	—	1
<b>13</b>	390 9062 00	Rivet-Flat Head 3/16 .....	2	2
<b>14</b>	732 6012 10	Self Tapping Screw #8 x 3/8 .....	8	—
<b>15</b>	414 2273 00	Clip .....	8	8
<b>16</b>	414 7959 00	Low Windshield .....	1	—
<b>N</b>	415 0577 00	Low Windshield .....	—	1
<b>17</b>	228 7610 45	Elastic Flanged Nut M6 .....	4	4
<b>18</b>	517 2770 00	Right Upper Grill .....	1	—
	517 2771 00	Left Upper Grill .....	1	—
<b>19</b>	517 2802 00	Side Grill .....	2	2
<b>20</b>	517 2658 00	Right Front Grill .....	1	—
	517 2659 00	Left Front Grill .....	1	—
<b>21</b>	414 6443 00	Dart .....	1	—
<b>22</b>	570 0238 00	Windshield Latch .....	6	10
<b>N 23</b>	572 0846 00	Windshield Support .....	1	—
<b>N 24</b>	517 2899 00	Lower Hinge .....	2	2
<b>25</b>	517 2611 00	Upper Hinge .....	2	2
<b>26</b>	222 0516 65	Hex. Screw M5 x 16 .....	4	4
<b>N 27</b>	415 0892 00	Front Tank Cover .....	—	1
<b>28</b>	414 6324 00	Foam-Acoustic (74"x 34"x 1/2" Thk.) ...	@	@
	414 6319 00	Foam-Acoustic (74"x 34"x 1" Thk.) ...	@	@
<b>N 29</b>	415 0583 00	Ring .....	1	1
<b>30</b>	517 1243 00	Washer .....	6	10
<b>31</b>	517 2628 00	Bracket .....	1	1
		Capot (jaune) .....	1	—
		Capot (jaune) .....	—	1
		Renfort de capot .....	1	—
		Renfort de capot .....	—	1
		Couvercle arr.-Rés. essence .....	—	1
		Ressort .....	1	1
		Câble de retenue .....	1	1
		Écrou de blocage .....	2	2
		Rivet (noir) .....	3	4
		Vis autotaraudeuse .....	3	3
		Console-manette .....	1	—
		Console DR .....	—	1
		Écrou d'arrêt élastique à épaulement M5 ..	4	4
		Loquet de capot .....	2	2
		Console-interrupteur .....	1	—
		Console-interrupteur .....	—	1
		Rivet-tête plate 3/16 .....	2	2
		Vis autotaraudeuse #8 x 3/8 .....	8	—
		Pince .....	8	8
		Pare-brise bas .....	1	—
		Pare-brise bas .....	—	1
		Écrou élastique à épaulement M6 .....	4	4
		Grille supérieure DR .....	1	—
		Grille supérieure GA .....	1	—
		Grille latérale .....	2	2
		Grille avant DR .....	1	—
		Grille avant GA .....	1	—
		Dard .....	1	—
		Attache de pare-brise .....	6	10
		Support de pare-brise .....	1	—
		Charnière inférieure .....	2	2
		Charnière supérieure .....	2	2
		Vis hex. M5 x 16 .....	4	4
		Couvercle av.-Rés. essence .....	—	1
		Mousse Isolante (74"x 34"x 1/2" ép.) ...	@	@
		Mousse Isolante (74"x 34"x 1" ép.) ...	@	@
		Bague .....	1	1
		Rondelle .....	6	10
		Attache .....	1	1





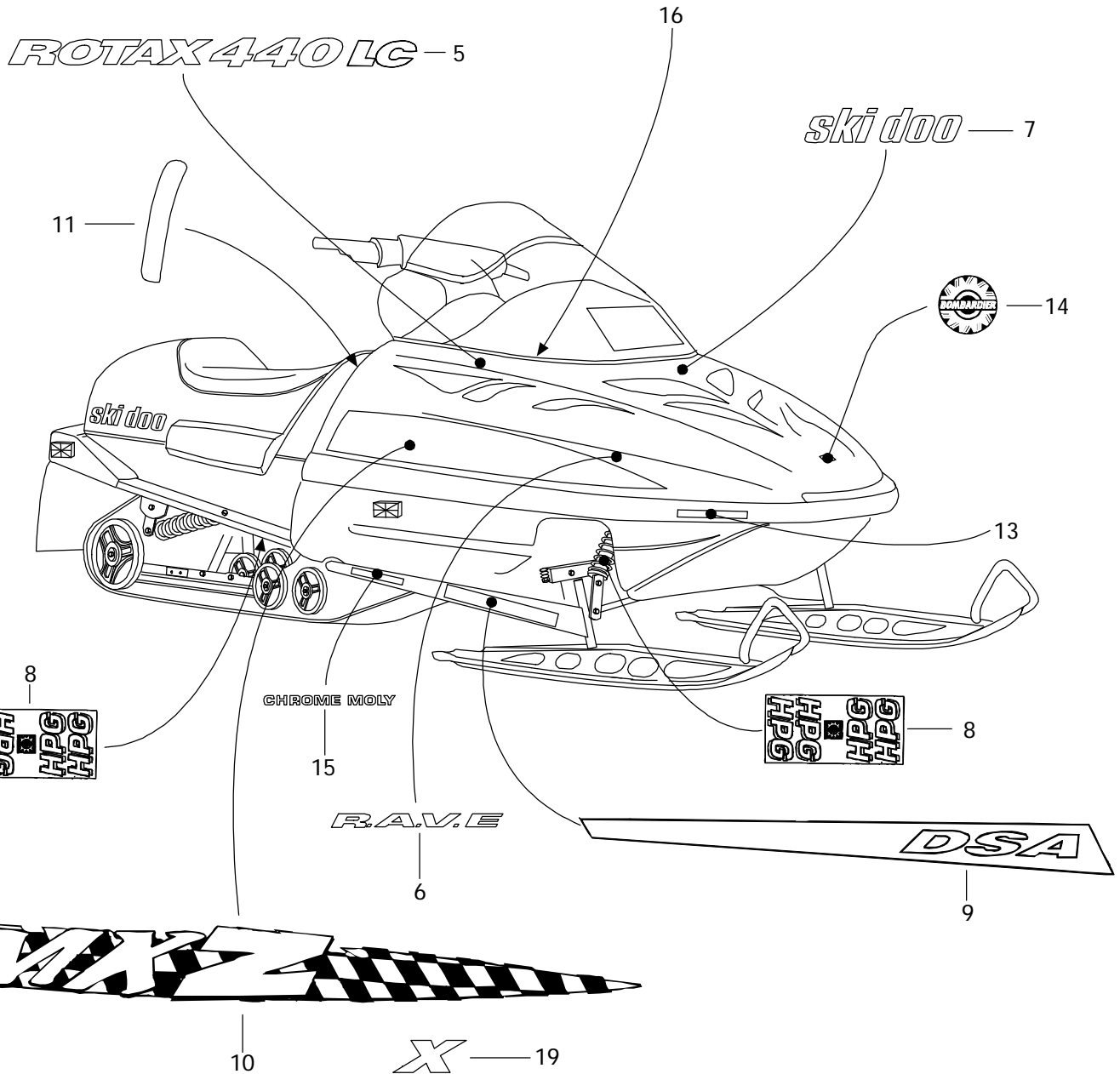
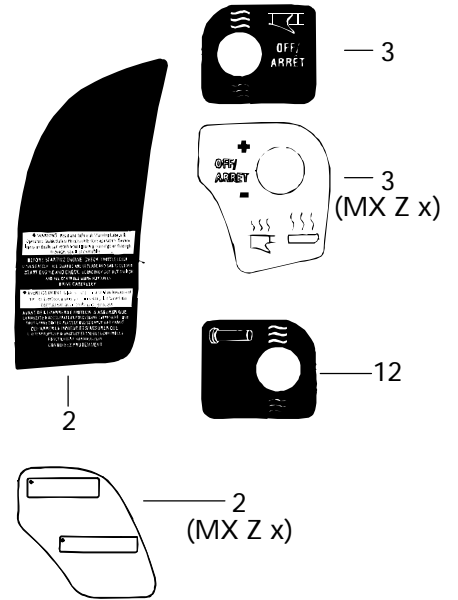
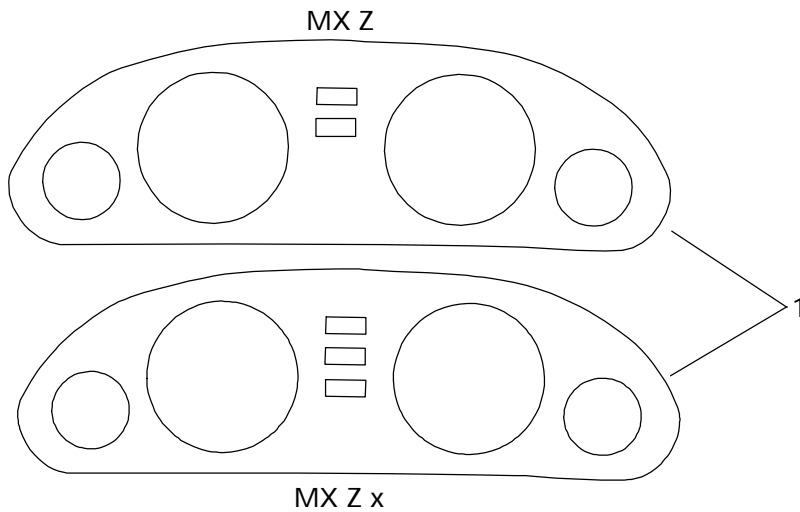


## Cab, Console Capot, console

			MX Z 440 LC	MX Z x 440 LC
<b>N 32</b>	572 096200	Cap .....	—	2
<b>33</b>	572 0762 02	Bottom Pan (Yellow) .....	1	—
<b>N</b>	572 0762 06	Bottom Pan (Yellow) .....	—	1
<b>N 34</b>	390 9094 00	Rivet (Yellow) .....	24	26
<b>35</b>	517 2654 00	Front Bumper .....	1	1
<b>36</b>	228 7610 45	Elastic Flanged Nut M6 .....	5	5
<b>N 37</b>	517 2858 00	Hinge Bracket .....	1	—
<b>N</b>	517 2915 00	Hinge Bracket .....	—	1
<b>38</b>	570 0537 00	Pan Bottom Cap (Yellow) .....	1	1
<b>39</b>	222 0630 65	Hex. Screw M6 x 30 .....	4	4
<b>40</b>	224 1511 01	External Tooth Lock Washer 5 mm ....	2	2
<b>41</b>	224 0611 21	Washer .....	4	4
<b>42</b>	572 0721 00	Cap .....	2	2
<b>43</b>	517 2671 00	Side Bracket .....	2	2
<b>N 44</b>	418 0010 09	Decal Reflector (yellow) .....	2	2
<b>45</b>	414 5102 00	Reflector (amber) .....	2	2
<b>46</b>	517 2811 00	Front Support .....	1	1
<b>47</b>	222 0640 65	Hex. Screw M6 x 40 .....	1	1
<b>48</b>	732 6000 02	Hex. Screw M6 x 16 .....	4	4
<b>49</b>	222 8510 65	Screw M5 x 10 .....	2	2
<b>50</b>	572 0515 00	Cap .....	—	1
<b>N 51</b>	517 2874 00	Support L.H. ....	1	1
<b>N</b>	517 2875 00	Support R.H. ....	1	1
<b>52</b>	224 0612 01	Washer .....	1	1
<b>N 53</b>	415 0773 00	Sealing Foam .....	1	—
<b>54</b>	— XXX —	Hex. Tapping Screw .....	4	—
<b>55</b>	390 9068 00	Rivet .....	2	2
<b>56</b>	— XXX —	Washer .....	1	1
<b>57</b>	391 3016 00	Washer .....	3	3
<b>58</b>	414 9397 00	Dart (Yellow) .....	1	—
	414 6443 00	Dart .....	—	1
<b>59</b>	572 0792 00	Lamp Moulding .....	—	1
<b>N 60</b>	572 0948 00	Dash L.H. ....	—	1
<b>N 61</b>	572 1026 00	Cap .....	—	1
<b>62</b>	390 4065 00	Rivet .....	—	2

Parts marked with «XXX» are not available as spare parts.

Les articles marqués d'un «XXX» ne sont pas disponibles comme pièces de remplacement.



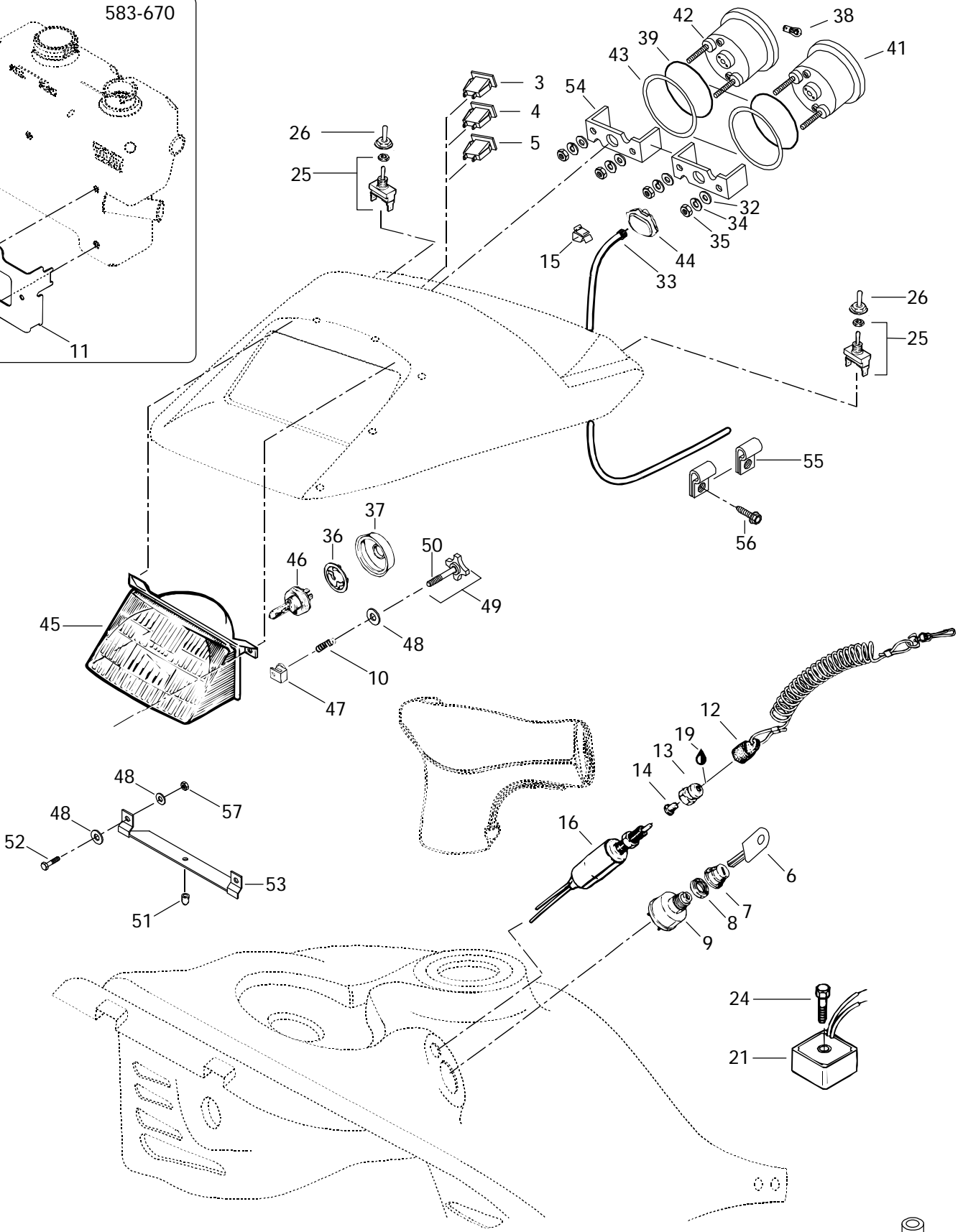
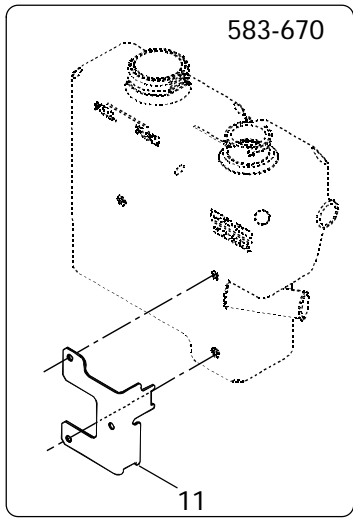


## Decal Décalcomanie


			MX Z 440 LC	MX Z x 440 LC
<b>N 1</b>	418 0008 09	Dash Decal .....	1	—
<b>N</b>	418 0008 13	Dash Decal .....	—	1
<b>2</b>	414 9698 00	Instruction Decal .....	1	—
<b>3</b>	414 8984 00	Heat Thumb Decal .....	1	—
<b>N</b>	418 0021 00	Heat Thumb /Grip Decal .....	—	1
<b>N 4</b>	415 0663 00	<b>Hood Decal Kit</b> (Not Shown) .....	<b>Ens. de décalques de capot</b> (non-illustré) ...	
		(Incl. 1, 2, 3, 5, 6, 7, 10, 11, 12, 16) ....	1	—
<b>N</b>	415 0790 00	<b>Hood Decal Kit</b> (Not Shown) .....	<b>Ens. de décalques de capot</b> (non-illustré) ...	
		(Incl. 1, 3, 5, 6, 7, 10, 11, 16, 17, 18, 19) ....	—	1
<b>N 5</b>	418 0001 27	«ROTAX 440 LC» Decal .....	2	2
<b>N 6</b>	418 0009 01	«RAVE» Decal .....	1	1
<b>N 7</b>	418 0000 05	«Ski-Doo» Decal .....	1	1
<b>8</b>	414 8714 00	«HPG» Decal .....	2	2
<b>N 9</b>	415 0662 00	Arm Decal Kit .....	1	1
<b>N 10</b>	415 0661 00	Side Decal Kit .....	1	1
<b>11</b>	414 9491 13	Reflector Decal (Yellow) .....	1	1
<b>12</b>	414 8985 00	Heating Grip Decal .....	1	—
<b>N 13</b>	418 0010 09	Reflector Decal (Yellow) .....	2	2
<b>N 14</b>	415 0378 00	BOMBARDIER Logo .....	1	1
<b>15</b>	414 9101 00	«CR MO» Decal .....	2	2
<b>N 16</b>	418 0010 02	Decorative Strip .....	2	2
<b>N 17</b>	418 0020 00	Warning Label .....	—	1
<b>N 18</b>	418 0011 02	Identification Label .....	—	1
<b>N 19</b>	418 0002 16	«X» Decal .....	—	2

All labels must be ordered and installed when replacing cab.

Tous les autocollants doivent être commandés et installés lorsqu'un capot est remplacé.

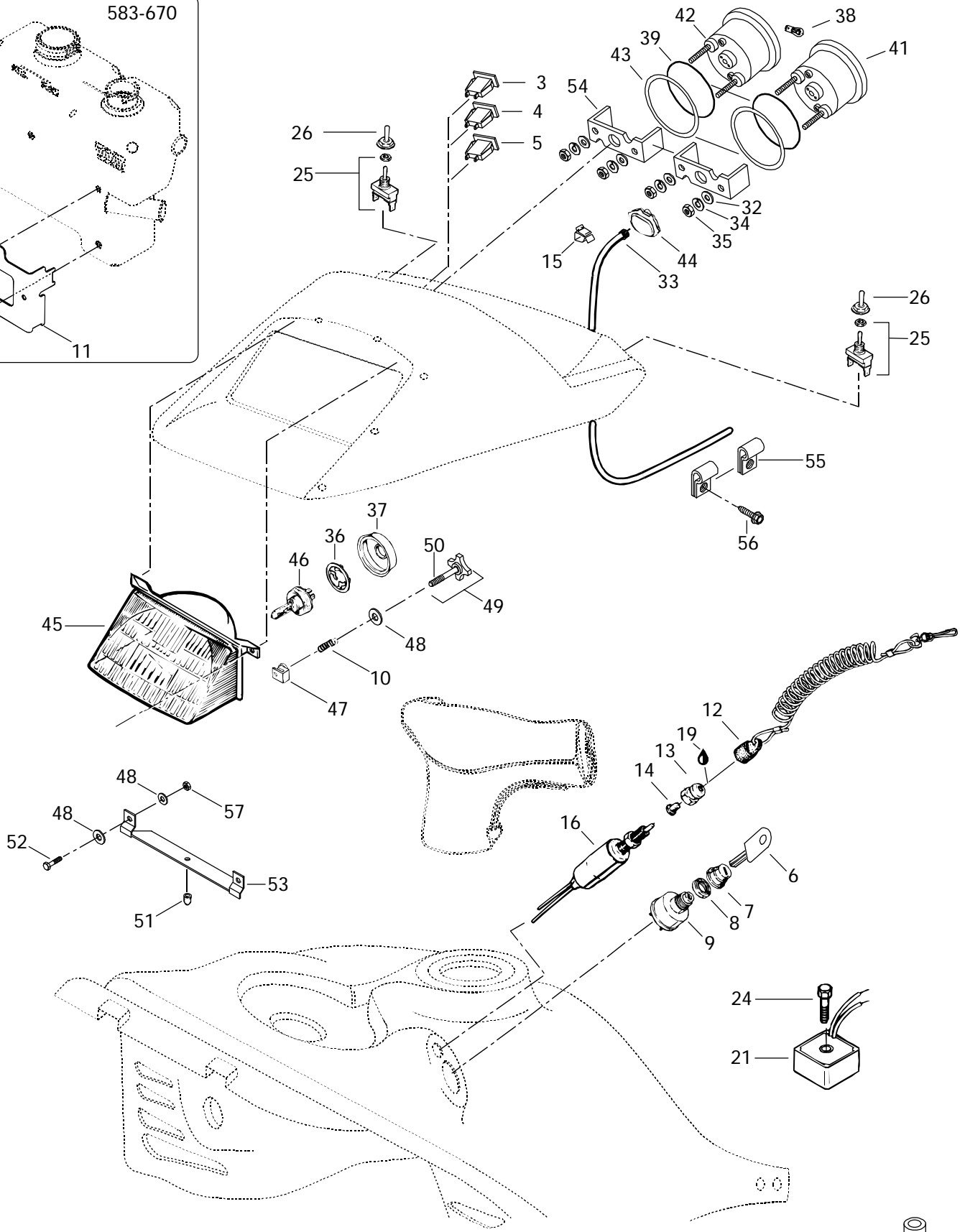
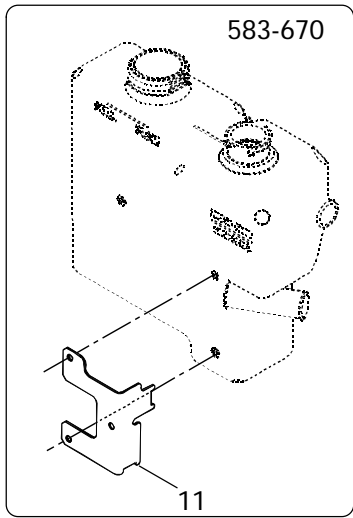


- 1
- 2
- 22
- 20
- 55
- 31
- 23
- 29
- 27
- 18
- 30
- 40
- 17




# Electrical System Système électrique

			MX Z 440 LC	MX Z x 440 LC
1	561 5034 00	Tab Connector (12 GA, 2 x 18 GA) .....	@	@
2	409 2061 00	Tab Connector (1 x 18 GA) .....	@	@
3	410 1095 00	Pilot Lamp (Oil Level) .....	1	—
4	410 1096 00	Pilot Lamp (Headlamp) .....	1	1
5	410 1097 00	Pilot Lamp (Temperature) .....	1	1
6	414 9917 00	Blank Key (Plastic/Pkg of 5) .....	@	@
7	570 0137 00	Boot .....	1	—
8	410 1078 00	Face Nut .....	1	—
<b>N 9</b>	410 1112 00	Ignition Switch .....	1	—
10	517 1686 00	Spring .....	2	2
<b>N 11</b>	517 2818 00	Cable Support .....	1	—
12	515 1515 00	Switch Cap .....	1	—
<b>N</b>	515 1679 00	Switch Cap .....	—	1
13	515 1459 00	Switch Nut .....	1	—
<b>N</b>	415 0735 00	Switch Nut .....	—	1
14	570 1511 00	Plunger Cap .....	1	1
15	414 9434 00	Clip .....	@	@
16	410 1067 00	Switch Brake .....	1	1
17	414 6124 00	Tubing .....	@	@
18	409 0032 00	Barrel-Open .....	@	@
19	413 7017 00	Dielectric Grease, 3 oz. ....	@	@
20	415 0182 00	Cable Bracket .....	@	@
<b>N 21</b>	515 1638 00	Regulator Rectifier .....	1	1
22	409 2056 00	Clip .....	@	@
23	420 2049 00	Housing Receptacle .....	@	@
24	732 6000 16	Taptite Hex. Screw M6 x 35 .....	1	1
25	410 1073 00	Switch (Heating Grip) .....	2	1
26	570 0139 00	Switch cover .....	2	1
27	414 1152 00	Tie Rap .....	@	@
28	410 9110 00	Resistance (30V, 10W, Not Shown) ...	@	@
29	409 2045 00	Male Connector .....	1	1
30	748 0010 01	Tie-Rap .....	@	@
31	409 2093 00	Tab Connector Housing .....	@	@
32	414 8068 00	Washer .....	4	4
33	414 7614 00	Speedometer Cable .....	1	1
34	414 8067 00	Lock Washer .....	4	4
35	414 8069 00	Nut .....	4	4
36	410 6083 00	Bulb Holder .....	1	1
37	410 6071 00	Protector Cap .....	1	1



- 1
- 2
- 22
- 20
- 55
- 31
- 23
- 29
- 27
- 18
- 30
- 40
- 17

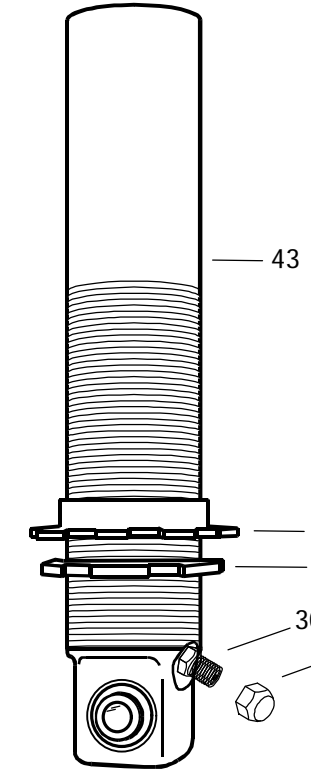
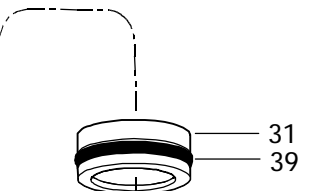
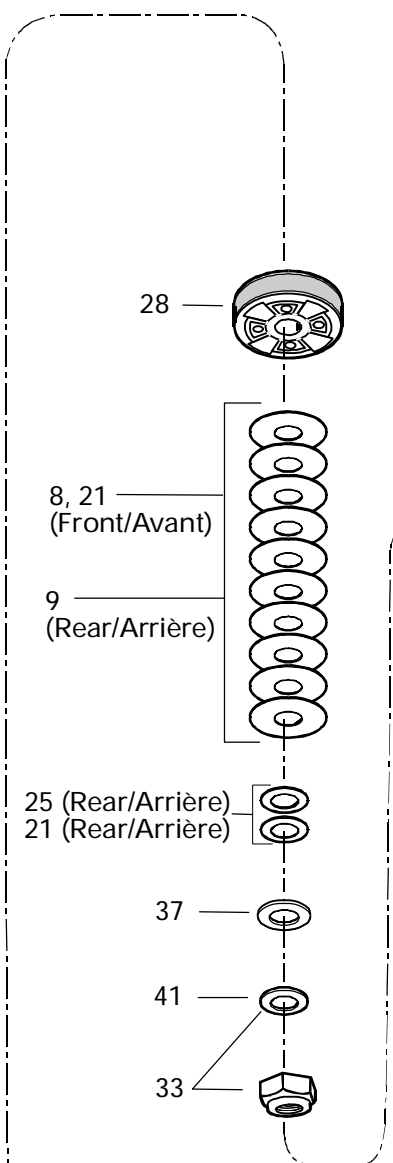
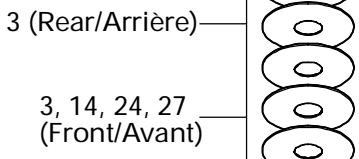
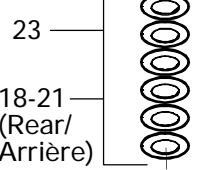
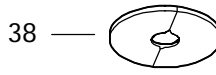
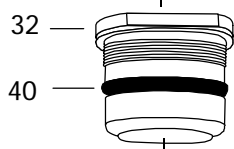
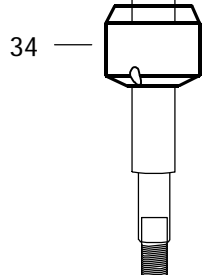
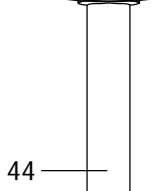
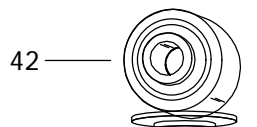
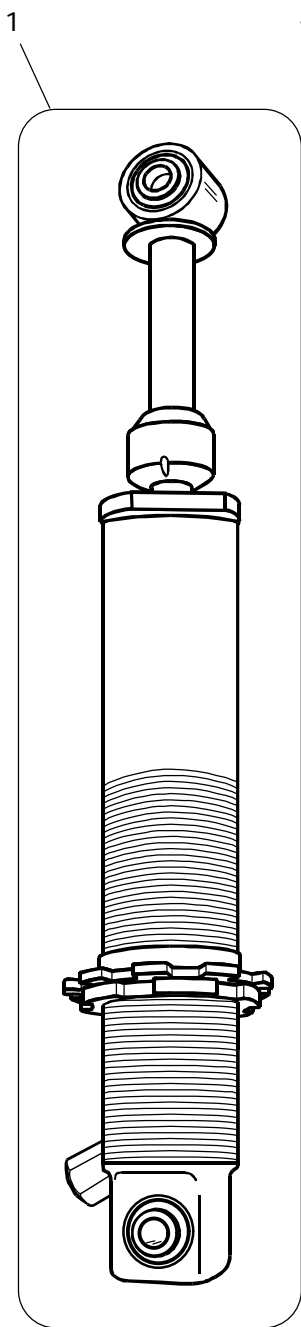


## Electrical System Système électrique

			MX Z 440 LC	MX Z x 440 LC
<b>38</b>	410 5042 00	Instrumentation Bulb .....	@	@
<b>39</b>	414 8071 00	O-Ring .....	2	2
<b>40</b>	561 5032 00	Female Connector .....	@	@
<b>N 41</b>	415 0340 00	Speedometer (KMH) .....	1	1
<b>N</b>	415 0341 00	Speedometer (MH) .....	@	@
<b>N 42</b>	415 0342 00	Tachometer .....	1	—
<b>N</b>	415 0737 00	Tachometer .....	—	1
<b>43</b>	517 2585 00	Washer .....	2	2
<b>44</b>	572 0223 00	Drive Angle .....	1	1
<b>45-46</b>	410 6088 00	<b>Headlamp Ass'y</b> (Incl. 36, 37) .....	1	1
<b>45</b>	410 6089 00	Headlamp .....	1	1
<b>46</b>	410 5037 00	Halogen Bulb 60/55 W .....	1	1
<b>47</b>	572 0786 00	Projector Nut .....	2	2
<b>48</b>	391 3021 00	Washer .....	6	6
<b>49-50</b>	415 0061 00	<b>Adjustment Screw Ass'y</b> .....	2	2
<b>50</b>	732 6030 04	Screw M4 x 40 .....	2	2
<b>51</b>	410 6082 00	Rubber Stopper .....	1	1
<b>52</b>	222 0516 65	Hex. Screw M5 x 16 .....	2	2
<b>53</b>	517 2185 00	Headlamp Support .....	1	1
<b>54</b>	414 8065 00	Case Holder .....	2	2
<b>55</b>	414 1760 00	Clip .....	2	2
<b>56</b>	— XXX —	Hex. Tapping Screw .....	2	2
<b>57</b>	228 7510 45	Elastic Flanged Stop Nut M5 .....	2	2
		Ampoule de cadran .....	@	@
		Joint torique .....	2	2
		Connecteur femelle .....	@	@
		Indicateur de vitesse (KMH) .....	1	1
		Indicateur de vitesse (MH) .....	@	@
		Compte-tours .....	1	—
		Compte-tours .....	—	1
		Rondelle .....	2	2
		Correcteur de vitesse .....	1	1
		<b>Phare ass.</b> (incl. 36, 37) .....	1	1
		Phare .....	1	1
		Ampoule halogène 60/55 W .....	1	1
		Écrou de phare .....	2	2
		Rondelle .....	6	6
		<b>Vis d'ajustement ass.</b> .....	2	2
		Vis M4 x 40 .....	2	2
		Butée de caoutchouc .....	1	1
		Vis hex. M5 x 16 .....	2	2
		Support de phare .....	1	1
		Support de boîtier .....	2	2
		Pince .....	2	2
		Vis hex. autotaraudeuse .....	2	2
		Écrou d'arrêt élastique à épaulement M5 ..	2	2

Parts marked with «XXX» are not available as spare parts.

Les articles marqués d'un «XXX» ne sont pas disponibles comme pièces de remplacement.







# Take Apart Shocks

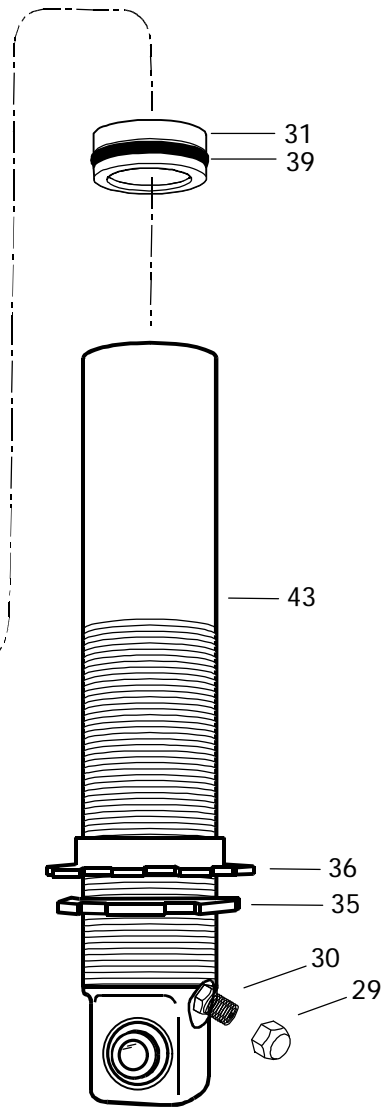
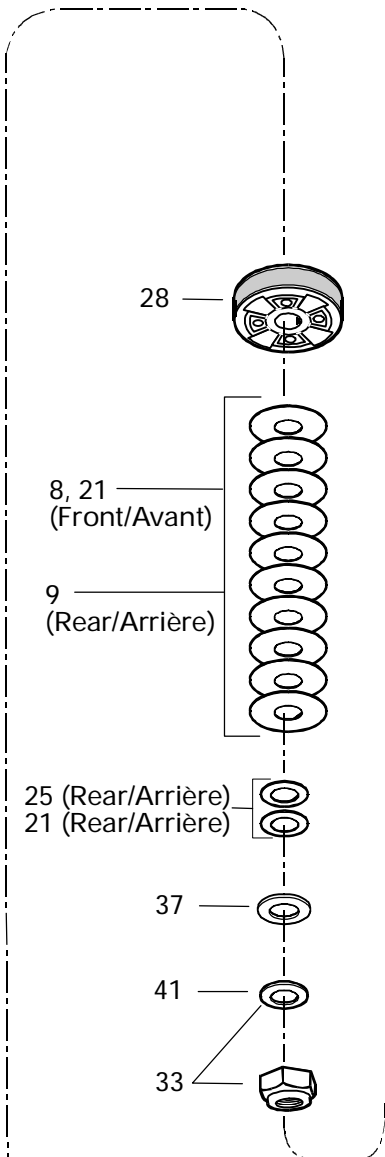
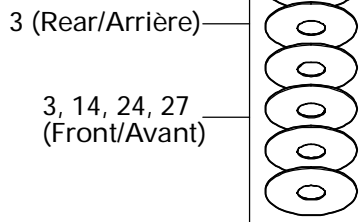
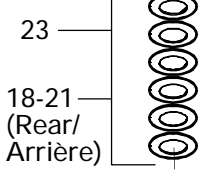
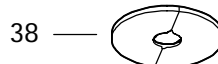
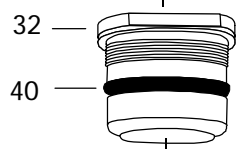
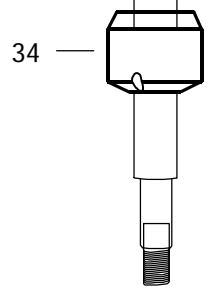
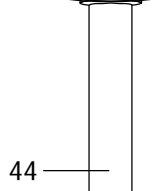
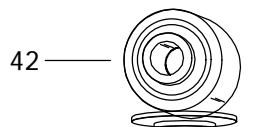
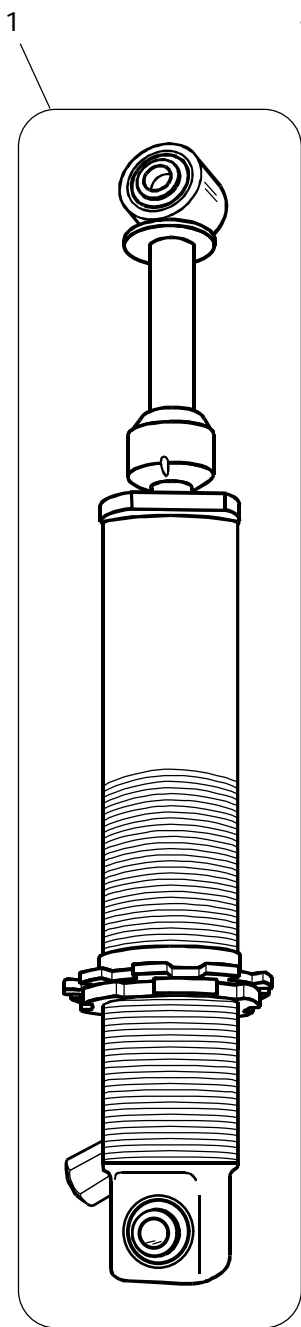
## Amortisseurs démontables

SUSP.		SUSP. REAR/ARR.		
F	A	C	C	R
R	V	E	E	A
O	A	N	N	R
N	N	T	T	R
T	T	E	E	R

Quantities are given for one shock only.

Les quantités sont données pour un amortisseur seulement.

<b>N 1</b>	415 0393 00	<b>Take Apart Shock</b> (R.H.) .....	<b>Amortisseur démontable</b> (DR) .....	1	—	—
		(Front Suspension) .....	(Suspension avant) .....			
<b>N</b>	415 0393 02	<b>Take Apart Shock</b> (L.H.) .....	<b>Amortisseur démontable</b> (GA) .....	1	—	—
		(Front Suspension) .....	(Suspension avant) .....			
	414 9539 00	<b>Take Apart Shock</b> .....	<b>Amortisseur démontable</b> .....	—	1	—
		(Rear Suspension - Central Shock) .....	(Suspension arrière - amortisseur central) .....			
	414 9540 00	<b>Take Apart Shock</b> .....	<b>Amortisseur démontable</b> .....	—	—	1
		(Rear Suspension - Rear Shock) .....	(Suspension arrière - amortisseur arrière) .....			
<b>2</b>	415 0391 00	Leaf Valve Ø30 x 0.254 .....	Lame de soupape Ø30 x 0.254 .....	Opt	Opt	Opt
<b>3</b>	414 8883 18	Leaf Valve Ø30 x 0.203 .....	Lame de soupape Ø30 x 0.203 .....	6	10	7
<b>4</b>	414 8883 19	Leaf Valve Ø30 x 0.152 .....	Lame de soupape Ø30 x 0.152 .....	Opt	Opt	Opt
<b>5</b>	414 8883 20	Leaf Valve Ø28 x 0.203 .....	Lame de soupape Ø28 x 0.203 .....	Opt	Opt	Opt
<b>6</b>	414 8883 21	Leaf Valve Ø28 x 0.152 .....	Lame de soupape Ø28 x 0.152 .....	Opt	Opt	Opt
<b>7</b>	415 0390 00	Leaf Valve Ø26 x 0.254 .....	Lame de soupape Ø26 x 0.254 .....	Opt	Opt	Opt
<b>8</b>	414 8883 22	Leaf Valve Ø26 x 0.203 .....	Lame de soupape Ø26 x 0.203 .....	9	Opt	Opt
<b>9</b>	414 8883 23	Leaf Valve Ø26 x 0.152 .....	Lame de soupape Ø26 x 0.152 .....	Opt	8	10
<b>10</b>	414 8883 24	Leaf Valve Ø22 x 0.203 .....	Lame de soupape Ø22 x 0.203 .....	Opt	Opt	Opt
<b>11</b>	414 8883 25	Leaf Valve Ø22 x 0.152 .....	Lame de soupape Ø22 x 0.152 .....	Opt	Opt	Opt
<b>12</b>	414 8883 26	Leaf Valve Ø20 x 0.203 .....	Lame de soupape Ø20 x 0.203 .....	Opt	Opt	Opt
<b>13</b>	414 8883 27	Leaf Valve Ø20 x 0.152 .....	Lame de soupape Ø20 x 0.152 .....	Opt	Opt	Opt
<b>14</b>	414 8883 28	Leaf Valve Ø20 x 0.114 .....	Lame de soupape Ø20 x 0.114 .....	1	Opt	Opt
<b>15</b>	414 8883 29	Leaf Valve Ø18 x 0.203 .....	Lame de soupape Ø18 x 0.203 .....	Opt	Opt	Opt
<b>16</b>	414 8883 30	Leaf Valve Ø18 x 0.152 .....	Lame de soupape Ø18 x 0.152 .....	Opt	Opt	Opt
<b>17</b>	414 8883 31	Leaf Valve Ø16 x 0.254 .....	Lame de soupape Ø16 x 0.254 .....	Opt	Opt	Opt
<b>18</b>	414 8883 32	Leaf Valve Ø16 x 0.203 .....	Lame de soupape Ø16 x 0.203 .....	Opt	3	Opt
<b>19</b>	414 8883 33	Leaf Valve Ø16 x 0.152 .....	Lame de soupape Ø16 x 0.152 .....	Opt	Opt	Opt
<b>20</b>	414 8883 34	Leaf Valve Ø15 x 0.254 .....	Lame de soupape Ø15 x 0.254 .....	Opt	Opt	Opt
<b>21</b>	414 8883 35	Leaf Valve Ø15 x 0.203 .....	Lame de soupape Ø15 x 0.203 .....	1	Opt	4
<b>22</b>	414 8883 36	Leaf Valve Ø15 x 0.152 .....	Lame de soupape Ø15 x 0.152 .....	Opt	Opt	Opt
<b>23</b>	414 8883 37	Leaf Valve Ø15 x 0.114 .....	Lame de soupape Ø15 x 0.114 .....	Opt	Opt	Opt
<b>24</b>	415 0389 00	Leaf Valve Ø16 x 0.114 .....	Lame de soupape Ø16 x 0.114 .....	Opt	Opt	Opt
<b>N</b>	415 0938 23	Leaf Valve Ø16 x 0.114 .....	Lame de soupape Ø16 x 0.114 .....	1	Opt	Opt
<b>25</b>	414 8883 38	Leaf Valve Ø12 x 0.203 .....	Lame de soupape Ø12 x 0.203 .....	Opt	1	Opt
<b>26</b>	414 8883 39	Leaf Valve Ø12 x 0.152 .....	Lame de soupape Ø12 x 0.152 .....	Opt	Opt	Opt
<b>27</b>	415 0388 00	Leaf Valve Ø12 x 0.114 .....	Lame de soupape Ø12 x 0.114 .....	Opt	Opt	Opt
<b>N</b>	415 0938 24	Leaf Valve Ø12 x 0.114 .....	Lame de soupape Ø12 x 0.114 .....	1	Opt	Opt





## Take Apart Shocks Amortisseurs démontables

SUSP.		SUSP. REAR/ARR.		
F R O N T	A V A N T	C E N T R E	R E A R	A R R.

Quantities are given for one shock only.

Les quantités sont données pour un amortisseur seulement.

<b>28</b>	414 8883 06	Piston (2 x 0.3 x 4) .....	Piston (2 x 0.3 x 4) .....	Opt	1	Opt
	414 8883 07	Piston (2 x 0.3 x 6) .....	Piston (2 x 0.3 x 6) .....	Opt	Opt	Opt
<b>N</b>	415 0938 21	Piston (2 x 0.3 x 6) .....	Piston (2 x 0.3 x 6) .....	1	Opt	Opt
	414 8883 05	Piston (2 x 0.3 x 2) .....	Piston (2 x 0.3 x 2) .....	Opt	Opt	1
	414 8883 04	Piston .....	Piston .....	Opt	Opt	Opt
<b>29</b>	414 8883 13	Valve Cap .....	Bouchon de soupape .....	—	1	1
<b>30</b>	414 8883 14	Air Valve Cap .....	Bouchon de soupape à air .....	—	1	1
<b>N 31</b>	415 0387 00	Piston Free .....	Piston libre .....	—	1	1
<b>32</b>	414 8883 00	Seal Carrier Ass'y .....	Logement d'anneau d'étanchéité ass. ...	—	1	1
<b>N</b>	415 0938 19	Seal Carrier Ass'y .....	Logement d'anneau d'étanchéité ass. ...	1	—	—
<b>33</b>	414 8883 10	Nut with Washer .....	Écrou et rondelle .....	1	1	1
<b>N 34</b>	415 0938 22	Cushion Rubber .....	Coussinet de caoutchouc .....	1	—	—
<b>35</b>	414 8883 17	Jam Collar .....	Collet de blocage .....	—	1	1
<b>36</b>	414 8883 16	Spring Collar .....	Collet-ressort .....	—	1	1
<b>N</b>	415 0938 00	Spring Collar .....	Collet-ressort .....	1	—	—
<b>37</b>	414 8883 08	Valve Stopper .....	Butée de soupape .....	1	1	1
<b>38</b>	414 8883 03	Valve Stopper .....	Butée de soupape .....	—	1	1
<b>N</b>	415 0938 20	Valve Stopper .....	Butée de soupape .....	1	—	—
<b>39</b>	414 8883 12	O-Ring .....	Joint torique .....	—	1	1
<b>40</b>	414 8883 01	O-Ring .....	Joint torique .....	—	1	1
<b>41</b>	414 8883 09	Washer .....	Rondelle .....	—	1	1
<b>N 42</b>	415 0938 14	Piston Rod Ass'y .....	Tige de piston ass. ....			
		(Incl. It. 3,8,14,21,24,27,28,32,33,34,37,38,44) ..	(incl. it. 3,8,14,21,24,27,28,32,33,34,37,38,44) ..	1	—	—
	— XXX —	Piston Rod .....	Tige de piston .....	—	1	—
	— XXX —	Piston Rod .....	Tige de piston .....	—	—	1
<b>N 43</b>	415 0938 13	Body Cylinder .....	Corps d'amortisseur .....	1	—	—
	414 9539 03	Body Cylinder .....	Corps d'amortisseur .....	—	1	—
	414 9540 03	Body Cylinder .....	Corps d'amortisseur .....	—	—	1
<b>N 44</b>	415 0938 18	Piston Rod .....	Tige de piston .....	1	—	—

Parts marked with «XXX» are not available as spare parts.

Les articles marqués d'un «XXX» ne sont pas disponibles comme pièces de remplacement.